

**CHICAGO BEARS**  
**1995**  
*media guide*

# NEW BEARS HEADQUARTERS

On Friday, May 12, 1995, Bears President and CEO, Michael McCaskey, announced groundbreaking on a new \$15-million facility which will become the team's year-round headquarters. The facility will be an extension of Conway Park, a 200-acre office park, located on route 60 just east of the Tri-State Tollway in Lake Forest. The complex is expected to be completed by August, 1996.

The club purchased 37.5 acres of land from the Carroll family of Lake Forest and will initially utilize 20 acres to build the new office complex, indoor practice facility, and two outdoor football fields. The remaining land will remain unused, allowing the club flexibility for future expansion if needed.

The complex will include a 70,000 square-foot building — more than double the size of Halas Hall — that will house all club operations. Plans call for an expanded lockerroom, training room, and weight area that will include a lap pool for hydro-therapy rehabilitation. The new facility will also feature a theatre which accommodated 100-150 people and a racketball court. An indoor 100-yard field will also be part of the complex. The structure of the indoor practice facility is not yet determined, although designs have been submitted for a fabric roof.

The initial development phase includes preparation of the two outdoor fields which will be ready for the latter part of the 1995 season. One of the two outdoor fields will have an underground heating system which will keep the ground soft and grass growing into the early part of winter.

Two other elements of the outdoors area are a "climb-hill" and a jogging / bike path. The climb-hill is a popular form of conditioning which has become more widespread after being highly endorsed by Walter Payton. The jogging / bike path will be constructed throughout the 37 acres.

"Over the past several years I have visited the facilities of many NFL teams," says McCaskey. "The new complex will be a combination of ideas taken from those facilities along with some of our own. It will be a state-of-the-part pro football complex and allow our players the best chance to prepare for championship seasons."



**Dave Wannstedt, Ed McCaskey, Virginia McCaskey, and Michael McCaskey break ground on the Bears new Lake Forest headquarters. The facility is scheduled to be ready by August, 1996.**

# 1995 SCHEDULE

## PRE-SEASON

Fri. Aug. 4	BEARS	Carolina Panthers	7:30 PM
Mon. Aug. 14	BEARS	at Cleveland Browns	7:00 PM
Sun. Aug. 20	BEARS	Arizona Cardinals	7:00 PM
Thur. Aug. 24	BEARS	at Indianapolis Colts	7:30 PM

## REGULAR SEASON

Sun. Sept. 3	BEARS	Minnesota Vikings	3:00 PM
Mon. Sept. 11	BEARS	Green Bay Packers	8:00 PM
Sun. Sept. 17	BEARS	at Tampa Bay Buccaneers	3:00 PM
Sun. Sept. 24	BEARS	at St. Louis Rams	Noon
Sun. Oct. 1	*** Off Week ***		
Sun. Oct. 8	BEARS	Carolina Panthers	Noon
Sun. Oct. 15	BEARS	at Jacksonville Jaguars	Noon
Sun. Oct. 22	BEARS	Houston Oilers	Noon
Mon. Oct. 30	BEARS	at Minnesota Vikings	8:00 PM
Sun. Nov. 5	BEARS	Pittsburgh Steelers	3:00 PM
Sun. Nov. 12	BEARS	at Green Bay Packers	Noon
Sun. Nov. 19	BEARS	Detroit Lions	Noon
Sun. Nov. 26	BEARS	at New York Giants	Noon
Mon. Dec. 4	BEARS	at Detroit Lions	8:00 PM
Sun. Dec. 10	BEARS	at Cincinnati Bengals	Noon
Sun. Dec. 17	BEARS	Tampa Bay Buccaneers	Noon
Sun. Dec. 24	BEARS	Philadelphia Eagles	Noon

Chicago time; home games in blue

## CREDITS

The Chicago Bears 1995 Media Guide is produced by the Bears Public Relations Department. Photographs and Computer Imaging of Front Cover by Bill Smith. Printed by Printing Arts/Lithotech (708-656-5600). Special thanks to Pat McGrath and Ed Kozak for their editorial assistance.



8 Points .....	198
40 Passes vs. 40 Rushes .....	65
100-yard Receiving Games .....	164
100-yard Rushing Games .....	162
300-yard Passing Games .....	166
1994 Final Standings .....	99
1994 Final Statistics .....	100
1994 Game Summaries .....	102
1995 Draft .....	88; 172
1995 Pre-Season Schedule .....	215
1995 Schedule .....	back cover
1996 Schedule .....	39
Air Miles .....	136
All-time Assistant Coaches .....	18
All-time Roster .....	174
Annual Leaders .....	156
Assistant Coaches Bios .....	18
Attendance .....	153
Birthdays During the Season .....	207
Blown Leads .....	183
Bubble .....	211
Career Coaching Records .....	145
Career Records .....	145
Career Statistics of Active Bears .....	96
<i>Chicago Bears Insider</i> .....	213
<i>Chicago Bears Weekly</i> .....	213
Coaches Bios .....	16
Come-from-behind Wins .....	182
Consecutive Games & Starts .....	54
Contract Expirations .....	24
Dates for 1995-96 .....	214
<i>Dave Wannstedt Show</i> .....	213
Directory .....	3
Drafted Stadium Records .....	34
Draft Pick (Extra) .....	84
Draft, 1995 .....	88
Draftee Bios .....	80
Drafts (1995-1982) .....	172
Expansion Teams .....	25
Fan Club .....	27
Fight Song .....	77
First-Round Picks .....	171
Free Agent Bios .....	90
Halas Hall .....	211
Halas, George .....	154
Halas, George, Jr. .....	155
Hall of Famers .....	167
Heisman Rookies .....	81
Historical Highlights .....	149
Home Sweet Home .....	26
Hotels .....	216
How the Bears Were Built .....	95
Individual Records .....	116
International Games .....	186
Last Time .....	111
Left Tackles .....	49
Longest Plays at Soldier Field .....	127
Luncheon Series .....	212
Management Bios .....	6
McCaskey, Ed .....	4
McCaskey, Michael .....	5
Media Information .....	216
<i>Monday Night Football Games</i> .....	208

Most-watched TV Games .....	186
New Facility .....	front cover
NFC Central Standings .....	62
NFL Phone Numbers .....	214
Off-season Transactions .....	46
Opening Day Rookie Starters .....	87
Opponent Records .....	126
Overtime Games .....	207
Payton, Walter .....	155
Penalties .....	59
Piccolo Award & Winners .....	85
Platteville .....	200
Playoff Payout\$ .....	43
Point Totals .....	53
Post-season Records .....	115
PR Phone Numbers .....	214
Pre-Season Schedule .....	215
Pre-season Results .....	184
Pro Bowlers .....	206
Pronunciation Guide .....	97
Quarterback Ratings .....	166
Radio Announcers .....	212
Rankings .....	152
Results—Post-season .....	188
Results—Pre-season .....	184
Results—Regular season .....	189
Results—Team-by-team .....	196
Retired Numbers .....	169
Road Trips .....	89
Rookie Records .....	114
Roster, 1995 .....	99
Roster, All-time .....	174
Safeties .....	57
Schedule, 1995 .....	back cover
Schedule, Bears 1995 .....	1
Schedule, Pre-Season .....	205
Scoring Streak (NFL) .....	28
Shutouts (Bears) .....	113
Soldier Field .....	209
Special Teams Tackles .....	73
Staff Bios .....	9
Standings, 1994 Final .....	99
Super Bowls (1996-1999) .....	41
TD-less Catches .....	71
Team Records — Defense .....	137
Team Records — Offense .....	128
Team-by-Team Results .....	196
Team-by-Team Summary .....	204
Teammates .....	84
Television Shows .....	213
Thanksgiving Games .....	160
Ticket Office .....	211
Tie Games .....	63
Tight End Receptions .....	74
Training Camp .....	210
Turf Games .....	40
Undrafted Free Agents .....	92
Veteran Bios .....	24
<i>Wannstedt Show</i> .....	203
Wannstedt, Dave .....	16
Wannstedt's First Game Trivia .....	58
Year-by-year .....	189



# CLUB DIRECTORY

## HEADQUARTERS

Halas Hall  
250 N. Washington Road  
Lake Forest, IL 60045  
708-295-6600

## TICKET OFFICE

950 N. Western  
Suite One  
Lake Forest, IL 60045  
708-615-BEAR (2327)

## SOLDIER FIELD

425 E. McFetridge  
Chicago, IL 60605

Bears on Internet:  
<http://nflhome.com>

## MANAGEMENT

Chairman of the Board ..... Ed McCaskey  
President/CEO ..... Michael McCaskey  
Vice President of Operations ..... Ted Phillips  
Vice President ..... Tim McCaskey  
Director of Administration ..... Tim LeFevour  
Dir. Community Involvement ..... Pat McCaskey  
Player Liaison/Operation Asst. .... Brian McCaskey  
Dir. Information Systems ..... Greg Gershuny  
Skybox Manager ..... Caroline Guip  
Controller ..... Scott Worthem

## MARKETING

Dir. Marketing/Broadcasting ..... Ken Valdiserri  
Manager of Promotions ..... John Bostrom  
Mgr of Sales & Development ..... Jack Trompeter  
Intern ..... Joe Ferrazza  
Secretary ..... Dana Petrie

## PUBLIC RELATIONS

Director of Public Relations ..... Bryan Harlan  
Assistant Director ..... Doug Green  
Secretary ..... Anne Appel

## TICKETS

Ticket Manager ..... George H. McCaskey  
Assistant Ticket Manager ..... Betty Swanson  
Administrative Assistant ..... Amy Baranko  
Ticket Clerks ..... Chris Gauvin  
Kendra Lindborg

## OFFICE STAFF

Assistant to the President ..... Irene Serwa  
Receptionist ..... Louise Johnson  
Operations Secretary ..... Sherrie Geisler  
Accounting Assistant ..... Cheryl Sinnot  
Purchasing Agent ..... Max Swiatek  
Computer Assistants ..... Colette Barker  
Eric Gershuny  
Administrative Intern ..... Phil Handler  
Administrative Assistant ..... Irene Wandel

## COACHING STAFF

Head Coach ..... Dave Wannstedt  
Assistant Head Coach / Off. Line .... Tony Wise  
Offensive Coordinator / QBs ..... Ron Turner  
Defensive Coordinator / DBs ..... Bob Slowik  
Defensive Line ..... Clarence Brooks  
Linebackers ..... Dave McGinnis  
Defensive Assistant ..... Carlos Mainord  
Running Backs ..... Willie Peete  
Wide Receivers ..... Ivan Fears  
Tight Ends ..... Mike Shula  
Special Teams ..... Danny Abramowicz  
Secretary ..... Barb Allen

## PLAYER PERSONNEL

Director of Player Personnel ..... Rod Graves  
National Scout ..... Charles Garcia  
Regional Scout ..... Charlie Mackey  
Regional Scout ..... Jeff Shiver  
Regional Scout ..... Bobby Riggie  
BLESTO Scout ..... Gary Smith  
Pro Scout ..... Mike McCartney  
Administrative Assistant ..... Chris Ridge

## FOOTBALL STAFF

Head Athletic Trainer ..... Fred Caito  
Assistant Athletic Trainer ..... Tim Bream  
Assistant Athletic Trainer ..... Jeff Hay  
Strength Coordinator ..... Clyde Emrich  
Physical Development Coordinator ..... Russ Riederer  
Consulting Physicians ..... Michael Schafer  
Gordon Nuber, Mark Bowen  
Internist ..... Jay Munsell, David Schimel  
Dir. Research & Quality Control ..... George Chryst  
Director of Video Services ..... Dean Pope  
Assistant Video Director ..... Mark Bienvenu  
Equipment Manager ..... Gary Haeger  
Assistant Equipment Manager ..... Tony Medlin  
Equipment Assistant ..... Carl Piekarski

## BUILDING AND GROUNDS

Superintendent-Halas Hall ..... R.L. McMurrin  
Stadium Assistant ..... Bryan Pett  
Groundskeeper ..... Ken Mrock  
Assistant Groundskeeper ..... John Berta



## EDWARD W. McCASKEY

Chairman of the Board

The senior member of Bears' management and a well-respected leader of the National Football League is Ed McCaskey.

Named the second Chairman of the Board in the club's 75-year history on November 11, 1983, McCaskey succeeded team founder, George S. Halas. Prior to his current position McCaskey served 17 years as the team's Vice President and Treasurer.

McCaskey has been an executive with the Bears since 1967. His responsibilities include spearheading the club's civic activities and representing the team at the annual owners' meetings, Super Bowl and Pro Bowl.

An entertaining speaker along with his warm and outgoing personality have made McCaskey a natural for community involvement programs. He is a trustee for the Piccolo Children's Fund, the Chicago Association for Retarded Citizens, and the Charlie Conacher Research Fund at the Toronto General Hospital. He was also a member of the board of directors for the Michigan Avenue National Bank, NFL Films, and the Central States Institute of Addiction before he stepped down from those duties in 1987.

McCaskey's numerous charitable and civic contributions on behalf of the Chicago Bears and the McCaskey family have been well documented. Ed served as the guiding force behind the Brian Piccolo Fund since its inception in 1970 and was chairman of the Piccolo committee until 1987. The Brian Piccolo Fund was transferred recently to Rush Presbyterian in Chicago after the fund donated more than \$2 million to Sloan Kettering Cancer Center in New York. With this money, embryonal cell carcinoma, which was virtually 100 percent fatal when it took Piccolo's life in 1970, now has a 95 percent cure rate. McCaskey was a close friend of Piccolo and worked with Screen Gems in production of the popular movie "Brian's Song". He also was the liaison between the NFL owners and the Piccolo Golf Tournament.

McCaskey was in the music publishing business in New York and was associated with the late Jimmy Dorsey following a stint with the U.S. Army in WW II. McCaskey served with the 80th infantry in France—enlisting as a private and leaving with a Captain's rank. He was duly honored in the spring of 1988 when he received a Bronze Star Medal and Combat Infantry Badge acknowledging his satisfactory performance of duty while an infantry officer in active ground combat.

Before joining the Bears, McCaskey was a merchandising manager for the National Retail Tea and Coffee Association; Executive Vice President of Merchandise Services, Inc. and an account executive for E.F. McDonald Co.

Born April 27, 1919, in Philadelphia, McCaskey sang with dance bands for three years before enrolling at the University of Pennsylvania in 1940. While at Penn he was elected class president and also continued a singing career. McCaskey played offensive tackle at Lancaster Catholic High in Pennsylvania.

McCaskey and his wife, Virginia, have 11 children, 19 grandchildren and one great grandchild.



## MICHAEL B. McCASKEY

President and Chief Executive Officer

As President and Chief Executive Officer of the Chicago Bears, Michael McCaskey focuses on making a return trip to the Super Bowl and finding the club a new stadium for the 21st century.

The Bears made significant progress on the field last season, winning 10 games while advancing to the NFL's final eight. Meanwhile, McCaskey's efforts to relocate the Bears to a new home are also on a fast track as McCaskey is pursuing a stadium designed specifically for football which would be appealing for spectators and include first-rate amenities.

"A new stadium is an absolute necessity for the Bears and our fans," says McCaskey. "The Bears have been striving to get a new home for 25 years. With our lease expiring, building a new stadium is urgent."

In addition to the stadium proposal, McCaskey continues to upgrade the club's facilities to become among the best in the NFL. A new year-round headquarters is currently being constructed in Lake Forest, a structure which McCaskey says will be "as good as any football facility in the NFL."

The emphasis on upgrading facilities coincides with a team that continues to improve on the field. The Bears have been aggressive in free agent acquisitions under McCaskey's leadership as six free agents were added to the 1994 starting lineup on a team that improved two games over 1993. In addition, Dave Wannstedt, who was McCaskey's handpicked coach, garnered several Coach of the Year honors.

McCaskey's first decade was highlighted by eight playoff appearances, three trips to the NFC title game and a Super Bowl victory. Since being named the club's top executive on November 11, 1983, McCaskey has established himself as one of the most successful leaders in professional sports. The Bears have won 63% of their games and had eight winning seasons in McCaskey's 11 full seasons with the club. Chicago emerged as one of the most entertaining and visible champions in sports history in 1985 by posting an 18-1 record capped by a 46-10 victory over New England in Super Bowl XX. McCaskey received the highest honor bestowed on a football executive following the '85 season when his peers voted him *The Sporting News* NFL Executive of the Year.

McCaskey's impressive educational and business background have been invaluable in an era when NFL owners need to battle financial burdens with shrewd resourcefulness. He earned a Ph.D. in business and spent ten years as a business professor and consultant. The NFL has also utilized his strong business acumen, appointing McCaskey to the league's Finance Committee in 1989 and NFL Properties Executive Committee in 1994. The recommendations and input from those two committees are vital to the league's continued success and fiscal stability.

McCaskey met his family's wishes and assumed the enormous task of becoming the chief executive officer of a NFL franchise after operating a business consulting firm in Boston. His two predecessors in the club presidency were McCaskey's grandfather, George Halas — the founder of professional football and the Chicago Bears — and Michael's uncle, the late George S. Halas, Jr.

McCaskey was indoctrinated to pro football as a youngster. He spent summers in rural Indiana working at the Bears training camp and fall weekends at Wrigley Field watching his grandfather coach the team. McCaskey's interest in the game flourished as he enjoyed a playing career at Notre Dame High School in Niles and at Yale University, where he was a two-year letterman at wide receiver.

Following graduation in 1965, McCaskey spent two years with the Peace Corps teaching in Ethiopia — an association which led to his appointment in 1991 to the Peace Corps National Advisory Council. He then earned a doctorate in business at Case Western Reserve University before teaching at UCLA and the Harvard Business School. He started a consulting company with his wife, Nancy, and authored a book, *The Executive Challenge: Managing Change and Ambiguity* before joining the Bears.

During this past off-season, McCaskey established "Bears Care", a charitable fund of the Robert R. McCormick Tribune Foundation which will focus on youth athletic activities in addition to helping the physically challenged and economically disadvantaged. He is also personally involved with the Clearbrook Center — a school for handicapped children and Cardinal Bernardin's Big Shoulders Program which assists inner city Catholic schools. Born December 11, 1943, Michael and Nancy have two children: John Piersol (6/5/84) and Kathryn Cahill (5/11/89).





## **TED PHILLIPS**

### **Vice President of Operations / CFO**

The task of managing the NFL salary cap and its complexities are in the capable hands of Ted Phillips, who has been involved in player contracts for the past 10 years.

Phillips was promoted to Vice President of Operations on March 24, 1993 by club President Michael McCaskey. His primary duty continues to be negotiating all player contracts and serving as the Bears' in-house salary cap expert. He also oversees all departments within the organization, other than coaching and player personnel, and serves as the club's chief financial officer. He is also the Bears' main liaison with the NFL office and the NFL Management Council.

Prior to assuming his new duties, Phillips served as the club's Director of Finance since 1987. In addition to handling player contracts and the CBA, Phillips was also responsible for the accounting staff and served as the club's chief financial officer. He added the training, video, and equipment departments to his jurisdiction on January 19, 1989, following the retirement of Bear administrator Bill McGrane.

Phillips joined the Bears staff on September 28, 1983, as the club's controller, a position he held for four years. He assisted in preparing and constructing player contracts for two years (1985-86) prior to becoming a full-time negotiator in 1987.

Before joining the Bears, Phillips was employed as an auditor and tax accountant with the international accounting firm of Ernst & Whinney (now Ernst & Young), from 1979-83. He graduated from the University of Notre Dame in 1979 with a degree in business and accounting. He earned his masters in management from Northwestern University in 1989.

Born June 27, 1957, in Oneida, New York, Phillips grew up in Nashua, New Hampshire. He and his wife, Katie, have one son (Matthew).



## **TIM McCASKEY**

### **Vice President**

An officer of the Bears since 1989, Timothy McCaskey joined the club in a full-time capacity March 24, 1993, when he was named Vice President.

Tim had been affiliated with the club part-time for four years before joining the Bears full-time after serving as Director of Taxes for IMC Fertilizer, Inc. He spent 18 years with that company and its predecessor, International Minerals & Chemical Corporation.

A 1967 graduate of the University of Notre Dame, McCaskey spent seven years with Ernst & Ernst (now Ernst & Young). McCaskey has four children (Kevin, Brian, Scott, and Laura).



## **ROD GRAVES**

### **Director of Player Personnel**

Rod Graves begins his 12th season in the Bears scouting department and his third as Director of Player Personnel. Graves was promoted to his current position on April 11, 1993 after spending nine years as a regional scout and one season as Director of College Scouting.

Graves coordinates the work of the Bears' regional college scouts and pro personnel department in filling needs through the draft and free agency. He also personally scouts the top college players throughout the country and works closely with Michael McCaskey and Dave Wannstedt and his coaching staff in preparations for the annual collegiate draft.

Graves has been a vital cog in the Bears draft success since his arrival. Among the players from his region who were drafted by the Bears are Wilber Marshall, William Perry, Neal Anderson, Wendell Davis, Trace Armstrong, and Donnell Woolford. He also scouted the likes of undrafted free agents such as Tom Waddle and James Williams.

Graves, 36, joined the Bears in 1984 as a regional scout, responsible for the east and southeast regions. He continued to scout those regions while being elevated to Assistant Director of Player Personnel on June 14, 1989. Before joining the Bears, Graves worked for the USFL's Philadelphia Stars where he spent 1982 as a regional scout and 1983 as Assistant Director of Player Personnel.

A native of Houston and a graduate of Texas Tech, Graves moved to the Chicago area in the summer of 1992 after being based in Atlanta. He is married (Alesia).



## **TIM LeFEVOUR**

### **Director of Administration**

Two key items on the Bears agenda are a new stadium and year-round facility — projects which Tim LeFevour is intricately involved.

LeFevour begins his 15th season with the Bears and his seventh as Director of Administration. In addition to his involvement with the stadium and training facility, LeFevour also works with the skybox operation, ticket office, grounds, equipment and video departments as well as the club's facilities, travel, mini-camp and training camp operations. He is the contact with the NFL office on administrative matters, oversees stadium affairs, and is the club's liaison with the Chicago Park District.

LeFevour spearheaded the construction of McBubble — the Bears' indoor practice facility in Waukegan — which was erected in 1990 and renovated in 1992. One year later, he coordinated the club's new office space and ticket office relocation to Lake Forest.

LeFevour joined the Bears as Skybox Manager in 1981 and was promoted to Stadium Operations Manager on February 22, 1984. In the latter role he was involved in the installation of 56 skyboxes and natural grass at Soldier Field. He was named Director of Administration on January 19, 1989.

Before joining the Bears, LeFevour worked for the Chicago Park District as a writer in the Public Information Office (1979-81) and was an assistant director at WGN-TV (1979).

LeFevour earned a BA degree in political science from Loras (Iowa) College in 1978. He is currently involved in several charitable and civic functions and is on the Board of Directors of the Brian Piccolo Golf Tournament and Red Cloud.

Born June 25, 1956, in Chicago, LeFevour and his wife, Judy, have four children (Megan, Matthew, Katie, Amy).





## PATRICK McCASKEY

### Director of Community Involvement

Patrick McCaskey was named to his current position on February 11, 1984 after serving the club as Public Relations Director (1982-83), Assistant Public Relations Director (1974-81), and Ticket Assistant (1974).

As Director of Community Involvement, McCaskey works with the following organizations: Athletes In Action, Bears Flag Football, Bears Learning Corps, Cabrini-Green Legal Aid Clinic, Fellowship of Christian Athletes, First Colonial Bankshares Foundation, Illinois Special

Olympics, Lake Forest/Bears Golf Day, Lake County Special Education, Lawndale Community Church, Lewis University, Maryville Chuckwagon Day, Michigan Avenue National Bank, Notre Dame High School, Brian Piccolo Cancer Research Fund, and Saint Joseph Hospital.

He also manages home game anthem singers and halftime shows.

McCaskey's column, "Religion, Family, & Sports," is published in the northwest suburban Journal newspapers and in the Bears' home game programs. When he has speaking engagements for the Bears, he performs his stories and poems. He is a masters competitor for the Jim Spivey Running Club.

McCaskey and his wife, Gretchen, have three sons, Edward, Thomas, and James.



## KEN VALDISERRI

### Director of Marketing / Broadcasting

Ken Valdiserri was named to his current position on January 19, 1989, after serving the club as Director of Public Relations from 1984-88.

Valdiserri engineers the team's broadcast, marketing, promotional, and merchandising efforts. He oversees the development of all the team's corporate sponsorship programs and is responsible for the production and advertising sales of all the Bears "in house" television and radio broadcast properties.

In 1995, the club will again produce and sell the advertising for Bears' pre-season games, *The Dave Wannstedt TV Show*, and *Chicago Bears Weekly*, all which will be broadcast on WBBM-TV (Ch. 2) for the next two seasons. In addition, the team continues its "in-house" control of *The Dave Wannstedt Radio Show* (Monday's at 6:30 PM) and *Chicago Bear Insider*, both programs which air on the team's flagship radio station, WGN.

In 1991, the Bears became just the second NFL team to gain control of their broadcast and advertising sales of their pre-season games. The previous year the organization unveiled its 30-minute television show, *Chicago Bears Weekly*, and produced a quarterly newsletter for sponsors and season ticket holders.

In 1994, Valdiserri engineered the club's 75th anniversary marketing and promotional efforts which included the publishing of a 240-page commemorative book titled: *The Bears: A 75-year Celebration*. The team also hosted a "Throwbacks Weekend" at Soldier Field when the Bears played the Vikings, Sunday, September 18. The team has introduced a National Fan Club last year which quickly attracted over 4,000 members from all 50 states and 10 foreign countries.

Before joining the Bears on March 4, 1984, Valdiserri was Assistant Public Relations Director for the Chicago White Sox (1981-83) and an administrative assistant in the Baseball Commissioner's Office in New York (1980).

A graduate of the University of Notre Dame, Valdiserri spent three years working in the Irish sports information office while earning a degree in communication arts in 1980.

Born February 18, 1958, in South Bend, Valdiserri and his wife, Annika, reside in Chicago. They have one son, Niklas, born March 14, 1995.





## **MARK BIENVENU — Assistant Director of Video Services**

2nd season with Bears...Assists in the production of video for coaches purposes by video taping all practices and games; and by creating video breakdowns...Joined Bears after serving as a video intern during the Bears 1993 training camp...Graduated from the University of Wisconsin - Platteville with a degree in Broadcast Technology Management...Married (Shelia)...Born 10/8/71 in Rockford, IL...Resides in Chicago.



## **JOHN BOSTROM — Manager of Promotions / Special Events**

9th season with Bears...Named to current post in January 19, 1994...Handles special events, stadium giveaways, and assists with advertising and sponsorship sales...Liaison for Chicago Bears fan club...Served as Assistant Director of Public Relations from 1989-93...PR assistant in 1987-1988...Interned with club during 1985 and 1986 seasons...Graduated in May 1987, from Lake Forest College...Earned degree in business...Committee member of the American Zoo Association's Bear Advisory Group...Single...Born 2/9/65 in Park Ridge, IL...Resides in Prospect Heights.



## **TIM BREAM — Assistant Athletic Trainer**

3rd season with Bears...Joined club after working as collegiate athletic trainer the past 10 years...Member of athletic training staffs at Syracuse (1984-86), Vanderbilt (1986-88) and University of Richmond (1988-92)...Worked on medical staff of 1992 Winter Olympics...Spent one summer (1981) as Detroit Lions intern...Graduate of Penn State, masters degree from West Virginia University...Name pronounced BRAME...Married (Lisa)...Daughters (Rebecca, Elizabeth)...Born 1/3/61 in Gettysburg, PA.



## **FRED CAITO — Head Athletic Trainer**

29th season with Bears...Named head trainer in 1973, at age 26...Received bachelors degree from St. Joseph's College, (Rensselaer, IN) in 1969...Completed masters degree at Northwestern University in 1972...Inducted into St. Joseph's Sports Hall of Fame in April, 1991...Member of the American College of Sportsmedicine, National Athletic Trainers Association, International Narcotic Enforcement Officers Association, National Strength and Conditioning Association and National Football League Athletic Society...Married (Priscilla)...Three children (Shelly, Tony, Stefanie)...Born 7/7/47 in Tiffin, Ohio...Resides in Chicago.



## **GEORGE CHRYST — Director of Research / Quality Control**


5th season with Bears...Works with the coaching staff in the areas of film breakdown, game analysis, and scouting reports...Charts opponent tendencies from pressbox during games...Assists Danny Abramowicz on special teams...Began coaching at UW-Platteville (1987), joined the Wisconsin staff for one season (1988), moved to Wyoming to coach offensive line (1989) and QBs (1990)...Coached wide receivers/running backs for the WLAF's Orlando Thunder (1991)...Became Thunder's long snapper for '92 playoffs...Graduated from Princeton in '84 with history degree; received masters at Wisconsin in educational administration...Wife, Shelley, competed on Women's Pro Volleyball Association Pro Beach Tour and is an assistant volleyball coach at Northwestern...Born 6/25/62 in Madison...Resides in Gurnee.

## STAFF



### **CLYDE EMRICH — Strength Coordinator**

24th season with Bears...Has assisted in organizing and running summer training camp since 1984 when club moved camp to Platteville, WI...Outstanding career as weightlifter included 14 Central AAU championships...Five time US champion, US Olympic Squad member, Pan American champion...Member of Weightlifting Hall of Fame...Broke two world records in 1957: first man under 200 pounds to lift 400 and 409 pounds in clean jerk...Married (Carol)...Two sons...Resides in Vernon Hills, IL.



### **CHARLIE GARCIA — National Scout**

1st season with Bears...Responsible for evaluating and reporting on the top college players; will assist in the evaluation of pro players...Worked 10 years for the NE Patriots (1984-94) in all functions of college scouting...Asst. GM / Dir. of Player Personnel for the USFL's Wash. Federals (1983-84)...Area scout for the Browns (1978-83)...National scout for the Seahawks (1975-78); also negotiated contracts of some draftees...Def. Coordinator at Bishop College (1968-72); DB coach at Jackson St. (1972)...Coach of the Year at Crosby High (1965)...Bachelors and Masters from Prairie View A&M...Wife (Shirley)...Sons (Rodney, Carlton Wright, Carl Anthony), daughters (Tonya, Terri Sue)...Born 6/23/35 in Rosenberg...Resides in Desoto, TX.



### **GREG GERSHUNY — Director of Information Systems**

12th season with Bears...Installed the organization's computer system upon his arrival which has annually expanded...Member of NFL Computer Steering Committee...Invented the statistics program in used in pros and colleges...Four-time Super Bowl statistician...Previously started a systems consulting partnership in Chicago (1983-84)...Served as management services consultant with Arthur Young and Co. (1981-83)...Graduate of Indiana's Graduate School of Business...Married (Evelyn)...Daughter (Lauren)...Born 12/30/52 in Chicago...Resides in Evanston.



### **DOUG GREEN — Assistant Director Public Relations**

7th season with Bears...Attending evening classes at Loyola Law School...Joined club as intern for 1989 season...Graduated from Washington University in St. Louis (1989)...Worked 1987 & '88 for St. Louis Football Cardinals in public relations...Spent 1988-89 interning for St. Louis Baseball Cardinals...Compiled minor league stats in 1988 for *The Sporting News* and contributed to *TSN's 1989 Baseball Register*...Handled mail order while working in San Francisco Giants' retail store (1983-84)...Resides in Lake Forest.



### **CAROLINE GUIP — Skybox Manager**

8th season with Bears...Joined club in May 1988 as Skybox Marketing Assistant...Promoted to current position in March, 1989...Responsibilities include management, marketing and operations of Skybox program and non-game day use of Skybox area...Serves as the 1995 Conference Coordinator for the Association of Luxury Suite Directors...Graduate of Lake Forest College...Single...Born 10/26/65 in Merrillville, Indiana...Resides in Chicago.



## STAFF



### **GARY HAEGER — Equipment Manager**

12th season with Bears...Initiated Bears/Salvation Army coat drive in 1990 that has collected over 35,000 jackets for the Chicago needy...Assistant equipment manager (1984-86)...Basketball manager for Northern Illinois University (1982) and DePaul University (1983)...Certified member of Athletic Equipment Managers Association...Involved in several local youth groups including serving as athletic director for St. Colette School...Married (Sandy)...Four children (Joshua, Valerie, Amanda, Emily)...Born 1/31/62 in Des Plaines, IL.



### **BRYAN HARLAN — Director of Public Relations**

12th season with Bears...Named to current position January 19, 1989, after serving five years as Assistant PR Director....Graduated from University of Iowa with degree in journalism and mass communications in May, 1984...Worked in Hawkeye sports information office (1980-84)...Summer intern in Green Bay Packers public relations department (1980-82)...Sports director/news reporter at KRNA-radio in Iowa City (1983-84)...Single...Born 4/25/62 in Milwaukee...Resides in Chicago.



### **JEFF HAY — Assistant Athletic Trainer**

3rd season with Bears...Joined Bears athletic training staff in 1993 after graduating from Illinois State University with a Masters degree in athletic training...Received bachelor's degree from Illinois Wesleyan in 1991...Worked at Athletico Sports Medicine and Physical Therapy Center in Chicago...Engaged (Pam Christofilis)...Born 8/31/69 in Columbus, OH...Resides in Chicago.



### **CHARLIE MACKEY — Regional Scout**

7th season with Bears...Coverage area includes all states west of Nebraska...Covered upper midwest and Rockies in first two seasons with Bears...Regional scout for Dallas Cowboys (1971-88) prior to joining Bears...Worked for BLESTO combine for five years (1966-70)...Coached linebackers and receivers for five years at University of Missouri...Married (Diane)...One son (Jon)...Born 10/17/34 in Mescalero, New Mexico...Resides in Salt Lake City, Utah.



### **BRIAN McCASKEY — Player Liaison / Operations Assistant**

14th season with Bears...Assumed role in '93 off-season following 11 years as assistant trainer...Duties include family assistance, financial education, degree completion, and career internship program...Assists Ted Phillips in several administrative functions...Head student trainer while earning an athletic training and teaching degree from North Park College (1978-82)...President and founder of McCaskey Sportsmedicine Clinic in Mount Prospect...Frequent speaker on sportsmedicine and training...Serves on boards of American Lung Association-Lake County and Johnny Genna Foundation...Married (Barb)...Born 3/8/60 in Chicago.





### **MIKE McCARTNEY — Pro Scout**

4th season with Bears...Advance scouts Bears next opponent...Assists in evaluating pro and college players...Maintains computer database for personnel department...Organizes off-season coaching clinic...Worked two seasons at North Carolina as QB coach while earning a masters degree in sports administration...Received undergraduate degree at Colorado where he also worked as an assistant recruiting director and coached quarterbacks (1989)...Married (Jenni)...Born 9/8/64 in Joplin, Missouri...Resides in Gurnee.



### **TONY MEDLIN — Assistant Equipment Manager**

9th season with Bears...Served as athletic equipment manager at North Carolina Central University from 1982-86 while earning B.S. degree in therapeutic recreation...Head Athletic Equipment Manager at NCCU (1982-87)...Actively involved in numerous charitable endeavors including "Say No to Drugs" campaign and American Cancer Society...Works closely with Special Olympics...Organizes community girls basketball camp...Brother (Ron) is head trainer for Atlanta Falcons...Married (Chandra)...Born 2/10/60 in Fayetteville, NC...Resides in Vernon Hills.



### **KEN MROCK — Groundskeeper**

8th season with Bears...Handles Bears practice field and McBubble facility maintenance...Served as a consultant during 1986 and 1987 seasons...Superintendent of Golf Courses for Chicago Park District for five years (1983-87)...Spent 17 years with Park District...Serves on board of directors for Sports Turf Managers Association...Married (Debbie)...Three children (Jennifer, Tim, Kristina)...Born 3/18/51 in Chicago...Resides in Gurnee.



### **BRYAN PETT — Skybox and Stadium Assistant**

6th season with Bears...Responsible for assisting with all facets of Soldier Field and skybox operations...Also assists with the club's draft weekend and mini-camp activities...Graduate of Illinois State (1987)...Worked with Chicago Cubs as publications intern following graduating...Worked with G. Heileman Brewing as promotions merchandiser (1988-89)...Actively involved in several charitable organizations...Married (Laura)...Sons (Michael, Nicholas, and Daniel)...Born 3/24/63...Resides in LaGrange.



### **CARL PIEKARSKI — Equipment Assistant**

5th season with Bears...Graduated in 1989 from Minnesota's Winona State with a degree in advertising...Started with Bears as a ball boy for four seasons...Worked part-time in equipment department since 1992...Actively involved in numerous charitable events...Nickname "Hyde"...Married (Mary)...Son (Austin Daniel)...Born 10/21/65 in Chicago...Resides in Island Lake, IL.



## **DEAN POPE — Director of Video Services**

10th season with Bears...Promoted to new position in January of 1994...Responsible for video taping practices and games, editing tape for coaches' and players' use, and setting up video viewing stations on road trips...Served as an intern in 1986 helping with transition from film to video...Native of Livingston, Wisconsin...Graduate of University of Wisconsin-Platteville with a degree in Communications...Single...Born 1/27/64 in Platteville, WI...Resides in Mettawa, IL.



## **RUSS RIEDERER — Physical Development Coordinator**

4th year with Bears...Certified strength and conditioning specialist...In charge of Bears' year-round strength and conditioning program...Joined club on January 3, 1991, after one year as Strength and Conditioning coach for Green Bay Packers...Four year strength coach at Purdue (1987-90)...Kansas State's assistant strength coach/linebacker coach (1978-79) and head strength coach (1980-86)...Physical education degree from Kansas State in 1980 where he played linebacker...Married (Mary Anne)...Two daughters (Morgan and Anne) and son (Robert)...Born 8/5/57...Resides in Lake Forest.



## **BOBBY RIGGLE — Regional Scout**

3rd season with Bears...Joined team on January 1, 1993 when Rod Graves was promoted to Director of College Scouting...Responsible for east/southeast region...Drafted by Falcons and played five years in Atlanta as defensive back (1966-71)...Worked 16 seasons for Atlanta (1971-86) before joining the Packers for five seasons (1987-91)...Graduated from Penn State...Married (Karen)...Two daughters (Cynthia and Lori)...Born 2/5/44 in Washington, PA...Resides in Washington, PA.



## **JEFF SHIVER — Regional Scout**

9th season with Bears...Appointed to regional scout prior to 1991 season and is responsible for midwest region...Served as BLESTO scout for Bears in 1987-88...Bears area scout and BLESTO combine scout in 1989...Also has scouting experience in Canadian Football League...Graduated from Livingston University (AL)...College coach at Purdue and University of Mississippi...Married (Laura)...Two daughters (Brittany and Paige), son (John)...Born 9/7/56 in Atmore, Alabama...Resides in West Lafayette, Indiana.



## **GARY SMITH — BLESTO Scout**

5th season with Bears...Joined club on April 27, 1991, to cover midwest region as Bears representative for BLESTO...Administrative assistant and recruiting coordinator and assistant coach at Indiana University since 1985...Head coach and athletic director at Illinois' Crete-Monee High School before joining Hoosiers staff...Also had coaching stints at Reavis High, Lyons Township, Virden High, College of DuPage, and Southern Illinois...Played at SIU from 1965-69...Native of Virden, IL...Single...Resides in LaGrange, Illinois.

# STAFF



## **MAX SWIATEK — Purchasing Agent**

62nd season with Bears...Dean of front office staff who has held several positions since joining team in 1934...Hired by club founder George Halas who spotted him working out with the Chicago Cubs at Wrigley Field...Besides serving as staff assistant to Halas he has been equipment manager, trainer, and traveling secretary...One son (Jim) and three grandchildren (Dr. Jennifer, Melissa, and Matthew)...Resides in Antioch.



## **JACK TROMPETER — Manager of Sales and Development**

2nd season with Bears...Responsible for creating and selling corporate marketing sponsorship packages including tv, radio, and print advertising, promotions, and merchandising...Oversees the department's annual Marketing Plan, revenues and expenses, marketing contracts, and the accounting of all marketing inventory...Worked in public and private sectors prior to joining the Bears...Graduated from Southern Illinois University in 1986 and earned his MBA from Loyola University in Chicago in 1992...Single...Born 11/6/64 in Wilmette, IL...Resides in Libertyville.



## **SCOTT WORTHEM — Controller**

3rd season with Bears...Oversees club's financial operations and accounting staff...Worked five years (1988-93) in auditing at Ernst and Young public accounting as a senior accountant...Graduated in 1988 from Illinois State with a bachelor's degree in accounting...Working towards a masters in management degree from Northwestern...Married (Beth)...Daughter (Ashley)...Born 2/3/66 in Arlington Heights...Native of Buffalo Grove.



**BARB ALLEN**  
Coaches



**ANNE APPEL**  
Public Relations



**AMY BARANKO**  
Tickets



**COLETTE BARKER**  
Computers



**JOHN BERTA**  
Groundskeeping



**DR. BOWEN**  
Consulting Doctor



**CHRIS GAUVIN**  
Tickets



**JOE FERRAZZA**  
Marketing



# STAFF



**ERIC GERSHUNY**  
Computers



**SHERRIE GEISLER**  
Accounting



**PHIL HANDLER**  
Administration



**LOUISE JOHNSON**  
Receptionist



**KENDRA LINDBORG**  
Tickets



**GEORGE McCASKEY**  
Tickets



**R. L. McMURRIN**  
Superintendent



**DR. MUNSELL**  
Internist



**DR. NUBER**  
Consulting Doctor



**DANA PETRIE**  
Marketing



**CHRIS RIDGE**  
Personnel



**DR. SCHAFER**  
Consulting Doctor



**DR. SCHIMEL**  
Internist



**CHERYL SINNOTT**  
Accounting



**BETTY SWANSON**  
Tickets



**IRENE WANDEL**  
Administration





## DAVE WANNSTEDT

Third year

After just two seasons as a head coach in the NFL, Dave Wannstedt has already established himself among the elite in his profession. Wannstedt led the Bears back to the playoffs in 1994 after a three-year hiatus. The team's 9-7 regular season mark earned a wild card berth which led to first round upset of NFC Central champion Minnesota.

Wannstedt's performance did not go unnoticed among pro football critics.

He was named NFC Coach of the Year by *Football News*, UPI and Kansas City's 101 Club and was among the top three finishers for the NFL Coach of Year by AP, *Pro Football Writers*, *The Sporting News*, *Pro Football Weekly*, and *Football Digest*.

The Bears were one of four NFC Central teams in the playoffs, a berth earned after a four-game winning streak at midseason moved the team from 4-4 to 8-4. The Bears posted a season-high 35 points in beating the Vikings in the playoffs, only to lose to eventual Super Bowl champion San Francisco the next week. Six of Chicago's seven losses in 1994 were against playoff teams and among the Bears wins were triumphs over four-time defending AFC Champion Buffalo and at Miami.

Wannstedt's first season in Chicago ended with a 7-9 record highlighted by two impressive winning streaks. After an 0-2 start, the Bears won three straight games including a 17-6 win against the then undefeated Philadelphia Eagles (4-0) at Veterans Stadium. A four-game winning streak, which included a NFL-first three road wins in 12 days, had Chicago in a first-place tie in the NFC Central with four games remaining. A season of close games saw six of the Bears nine losses decided by a touchdown or less. Nevertheless, the Bears were in the midst of the playoff chase until the 17th week of the season as the team improved two games from their 5-11 record in 1992. Again, Wannstedt was among the top vote getters in the NFL Coach of the Year award.

The Bears roster has changed considerably since Wannstedt's arrival. The 1993 team featured 23 new players who weren't on the 1992 team. The 1994 team had more significant changes by adding free agents Erik Kramer, Steve Walsh, Lewis Tillman, Andy Heck and trading for Jeff Graham, who emerged as the club's leading receiver last season. Wannstedt continues to also build through the draft. Five players from Wannstedt's first draft — Curtis Conway, Carl Simpson, Chris Gedney, Todd Perry and Albert Fontenot — joined 1994's rookie phenom, Raymont Harris, as starters.

Wannstedt was named the 11th head coach in club history on January 19, 1993. He was the choice of club President Michael McCaskey after serving four years as defensive coordinator of the Dallas Cowboys where he emerged as the most sought after NFL head coaching candidate following the 1992 season.

The exclamation point to Wannstedt's tenure in Dallas came in Super Bowl XXVII when his defense forced nine turnovers as the Cowboys routed the Buffalo Bills, 52-17. Wannstedt's '92 defense was the youngest in the NFL yet ranked first in the league, allowing an average of just 245.8 yards. Amazingly, the Cowboys did not have a defensive player named to the Pro Bowl. The Cowboys improved from a 1-15 team when Wannstedt became defensive coordinator in 1989, to a 16-3 club in his final season.

Wannstedt was named *The National's* NFL Assistant of the Year in 1990 as his club led the league against the pass and was 18th against the run. In 1991, the Cowboys improved to ninth against the run and this past season they were tops in the NFL allowing just 77.8 yards rushing per game. Wannstedt's success made him a finalist for the Pittsburgh Steelers head job following the 1991 season, prompting Jimmy Johnson to give Wannstedt the additional position of Assistant Head Coach in January, 1992.

Wannstedt began his coaching career in 1975 as defensive line coach at the University of Pittsburgh. After four years at Pitt he followed Johnson to Oklahoma State where he served two years as defensive line coach and two years as defensive coordinator. He joined Ted Tollner's staff at USC (1983-85) before becoming defensive coordinator at the University of Miami (1986-88). At Miami, his defense held opponents to 2.2 yards-per-carry and 10.9 points-per-game while averaging 48 sacks a season. Wannstedt's defenses produced 11 players who were drafted by the NFL, five in the first two rounds. As a collegiate assistant, Wannstedt's teams had a 106-44-4 record, including a 6-3 mark in Bowl games. Combined with a 5-2 mark in NFL playoff games, his overall post-season record is 11-5. In 20 seasons of coaching in major college and the NFL, Wannstedt has been on 14 winning teams, 10 Bowl teams and one Super Bowl champion.

A Pittsburgh native, David Raymond Wannstedt was born on May 21, 1952, and graduated from

# HEAD COACH

Baldwin High. He attended the University of Pittsburgh where he earned a bachelors degree in physical education and a masters in curricular supervision. Wannstedt played offensive tackle (1970-73) and captained the team his senior year which featured freshman running back Tony Dorsett. Wannstedt was selected by the Green Bay Packers in the 15th round of the 1974 draft but spent the season on Injured Reserve with a foot injury. He subsequently joined Johnny Major's staff at Pittsburgh.

Wannstedt is active in charitable endeavors and serves on the board of directors of Children's Memorial Hospital. He and his wife, Jan, have two daughters — Keri (18) and Jami (14).

Year	Team	Coaching Position	Regular Season	Playoffs
1975	Pittsburgh Panthers	assistant	7-4-0	1-0 Won Sun Bowl, 35-19 (Kansas)
1976	Pittsburgh Panthers	assistant	11-0-0	1-0 *Won Sugar Bowl, 27-3 (Georgia)
1977	Pittsburgh Panthers	assistant	8-2-1	1-0 Won Gator Bowl, 34-3 (Clemson)
1978	Pittsburgh Panthers	assistant	8-3-0	0-1 Lost Tangerine Bowl, 30-17 (NC State)
1979	Oklahoma St. Cowboys	def. line	7-4-0	
1980	Oklahoma St. Cowboys	def. line	4-7-0	
1981	Oklahoma St. Cowboys	def. cord	7-4-0	0-1 Lost Independence Bowl, 24-14 (Texas A&M)
1982	Oklahoma St. Cowboys	def. cord	4-5-2	
1983	USC Trojans	def. line	4-6-1	
1984	USC Trojans	def. line	8-3-0	1-0 Won Rose Bowl, 20-17 (Ohio State)
1985	USC Trojans	def. line	6-5-0	0-1 Lost Aloha Bowl, 24-3 (Alabama)
1986	Miami Hurricanes	def. cord	11-0-0	0-1 Lost Fiesta Bowl, 14-10 (Penn St)
1987	Miami Hurricanes	def. cord	11-0-0	1-0 *Won Orange Bowl, 20-14 (Oklahoma)
1988	Miami Hurricanes	def. cord	10-1-0	1-0 Won Orange Bowl, 23-3 (Nebraska)
1989	Dallas Cowboys	def. cord	1-15-0	
1990	Dallas Cowboys	def. cord	7-9-0	
1991	Dallas Cowboys	def. cord	11-5-0	1-1 Lost Second Round, 38-6 (Detroit)
1992	Dallas Cowboys	asst. head coach/def coord	13-3-0	3-0 Won Super Bowl XXVII, 52-17 (Buffalo)
1993	Chicago Bears	head coach	7-9-0	
1994	Chicago Bears	head coach	9-7-0	1-1 Beat Vikings; lost to 49ers in 2nd Round

\* NCAA Champions

College regular season total (14 seasons)	106-44-4
Bowl record	6-3-0
NFL Assistant regular season total (four seasons)	32-32-0
NFL Assistant playoff total	4-1-0
NFL Head Coach regular season total (two seasons)	16-16-0
NFL Head Coach playoff total	1-1-0
<b>20 season career total (.630)</b>	<b>165-97-4</b>

## Career highlights:

- May 21, 1952.....Born in Pittsburgh, Pennsylvania.
- 1970-73.....Offensive tackle at University of Pittsburgh.
- 1974.....15th round selection by Green Bay Packers. Spent entire season on IR.
- 1975.....Begins coaching career at University of Pittsburgh under Johnny Majors.
- 1977.....Pitt is undefeated (12-0) in winning the NCAA championship.
- 1979-82.....Joins Jimmy Johnson's Oklahoma State staff.
- 1983-85.....Joins Ted Tollner's staff at USC.
- 1986-88.....Rejoins Johnson as defensive coordinator at University of Miami.
- January 1, 1988.....Hurricanes are undefeated (12-0) in winning the NCAA championship.
- 1989-92.....Dallas Cowboys defensive coordinator.
- January, 1992.....Named Assistant Head Coach/Defensive Coordinator by Jimmy Johnson.
- January 19, 1993.....Named 11th head coach in Bear history.
- January 31, 1993.....Leads defense to nine turnovers as Cowboys rout Bills, 52-17, in Super Bowl XXVII.
- Sept. 26, 1993.....Earns first win as head coach as Bears beat Tampa Bay 47-17 at Soldier Field.
- Jan. 1, 1995.....First playoff win, a 35-18 victory in Minnesota over division champion Vikings.





## RON TURNER

Offensive Coordinator / QBs

Ron Turner joined the Bears staff as offensive coordinator prior to the 1993 season. In addition, Turner coaches quarterbacks and calls offensive plays from the press box. Bears quarterbacks Steve Walsh and Erik Kramer set club marks for pass attempts, completions, yards and completions percentage last season while the offense averaged 60 more yards per game over 1993.

The 41-year old Turner entered the pro ranks after a successful college coaching career. In 1992, in his only year as a head coach, Turner led San Jose State to a 7-4 record, second in the Big West.

The Spartans gained over 400 yards per game while averaging 30 points, ranking 15th in the nation. Turner was courted for the vacant Stanford head coaching position following the 1994 collegiate season but decided to remain with the Bears.

Turner spent the previous 15 years as an assistant at the major college level. He earned the SJSU top job after coordinating the Stanford offense for three seasons under Dennis Green where he helped develop Tommy Vardell (Browns) and Glyn Milburn (Broncos).

As a player, Turner was a second-team wideout JUCO all-American at Diablo Valley before transferring to Pacific. He led UOP in receiving in 1975 and 1976, totaling 40 catches for 666 yards and three TDs. The following season he spent with Pacific as a graduate assistant before landing as receivers coach at Arizona. In 1981, Turner joined Green at Northwestern where he coached Sandy Schwab to a pair of NCAA single game records (45 completions, 71 pass attempts) and several freshman marks.

Turner became the quarterback coach at Pittsburgh in 1983 before taking a similar post at USC in 1985. As part of Ted Tollner's staff, Turner worked with Dave Wannstedt who was a defensive assistant. In 1986, Turner's duties expanded to include receivers and offensive coordinator where he worked with 1988 Heisman runner-up, Rodney Peete and Sean Salisbury. In 1987 when Larry Smith took over the Trojan program, Turner was the lone assistant retained and moved to receivers coach. The following season, he joined Texas A&M as the quarterback coach. In his college tenure, Turner was part of six bowl teams.

Turner's brother, Norv, just completed his first year as Head Coach of the Washington Redskins, after helping the Dallas Cowboys win two Super Bowls as offensive coordinator. Ron was born December 5, 1953 in Marinez, CA. He and his wife, Wendy, have four children: sons Morgan and Cameron and daughters Callan and Madison.

## ALL-TIME ASSISTANT COACHES

Name	Seasons	Years		
Abramowicz, Danny	3	1992-94	Ecklund, Brad	3 1975-77
Allen, George	8	1958-65	Fears, Ivan	2 1993-94
Anderson, Hunk	8	1940-42; 46-50	Fichtner, Ross	3 1975-77
Austin, Bill	1	1971	Fortunato, Joe	2 1967-68
Bratkowski, Zeke	3	1972-74	Frei, Jerry	3 1978-80
Brooks, Clarence	2	1993-94	George, Bill	1 1972
Brumbaugh, Carl	3	1938; 40; 44	Gerhart, Doug	1 1979
Callahan, Ray	3	1975-77	Gibron, Abe	7 1965-71
Carr, Jim	3	1969; 73-74	Gillman, Sid	1 1977
Cherundolo, Chuck	6	1966-68; 72-74	Goldston, Ralph	1 1974
Cody, Ed	6	1965-70	Grange, Red	8 1933-40
Conner, George	2	1956-57	Handler, Phil	17 1952-68
DeCorrevont, Bill	1	1949	Haupt, Dale	8 1978-85
Dimancheff, Babe	3	1966-68	Hilton, John	3 1975-77
Dooley, Jim	14	1963-67; 81-89	Hughes, Ed	7 1982-88
Dovell, Whitey	3	1972-74	Jagade, Chick	1 1956
Driscoll, Paddy	20	1941-55; 58-62	Johnsos, Luke	30 1935-39;
				41-42; 46-68



## BOB SLOWIK

Defensive Coordinator / DBs

Bob Slowik was among the first hires of Dave Wannstedt in January 1993, as defensive coordinator and defensive backs coach. Slowik came to the Bears from the Dallas Cowboys staff, where he was a defensive assistant in 1992.

The Bears defense ranked as high as fifth in fewest total yards allowed in 1994 before finishing 13th. The pass defense ranked first in the NFL through 13 weeks and finished fifth, while the rush defense improved dramatically throughout the year, holding six of the final eight opponents under 80 yards on the ground. The Bears were the toughest in the NFC to score on in-the-20 and allowed just four scoring plays longer than 20 yards. Chicago finished 10th in the NFL in total points allowed. In 1993, Slowik's first year as a NFL defensive coordinator, his unit finished fourth in the NFL in fewest yards while allowing just 230 points, third best in the league.

At Dallas, Slowik's primary responsibility was the nickel defense which proved to be one of the league's best in 1992 — allowing teams an NFL-low 27.2% on third down attempts. The Cowboys defense was best in yards allowed (249.5/game), rushing yards allowed (77.8/game), first downs (241), rushing first downs (68), third down conversions (50), and third down defense (27.2%), and was second in the league in average gain per play.

Prior to joining the Cowboys, Slowik coached outside linebackers at East Carolina from 1990-92 helping the Pirates to their highest national ranking (ninth) and best record (11-1) in school history in his final year. Following a Peach Bowl victory over NC State on Jan. 1, 1992, Slowik was named defensive coordinator; soon thereafter he joined the Cowboys.

Slowik was a two year starting cornerback at the University of Delaware where he helped the Fightin' Blue Hens to a 16-6 record his final two seasons. Delaware reached the quarterfinals of the NCAA Division I-AA playoffs his senior season. Slowik received both his undergraduate and master's degree in physical education from Delaware.

His coaching career started as a grad assistant for Delaware (1977). He then became a part-time defensive assistant at Florida (1979-82) where wife Carol was the Head Women's Track Coach. Slowik became the secondary coach at Drake in 1983 before joining the Rutgers staff in 1984 in the same capacity.

Slowik was born in Pittsburgh on May 16, 1954. Bob and Carol have four children: Ryan, Andrea, Bobby, and Steven.

Kazor, Steve	11	1982-92	Roland, Johnny	11	1982-92
Kuhlmann, Hank	5	1978-82	Ronzani, Gene	3	1947-49
Landry, Greg	7	1986-92	Ryan, Buddy	8	1978-85
LaRue, Jim	12	1978-89	Scovill, Doug	1	1978
Levra, John	7	1986-92	Shaughnessy, Clark	12	1951-62
Lord, Bob	1	1974	Shaw, Bob	3	1969-71
Luckman, Sid	16	1954; 56-70	Shinnick, Don	2	1970-71
Mainord, Carlos	2	1993-94	Shula, Mike	2	1993-94
Marchibroda, Ted	1	1981	Slowik, Bob	2	1993-94
Mather, Chuck	8	1958-65	Stanfel, Dick	12	1981-92
McGinnis, David	9	1986-94	Stoltz, Jerry	4	1973-76
Meyer, Ken	3	1978-80	Stydahar, Joe	2	1963-64
Moss, Perry	4	1970-73	Tobin, Vince	7	1986-92
O'Connor, Fred	3	1975-77	Turner, Clyde "Bulldog"	5	1952-56
Peete, Willie			Turner, Ron	2	1993-94
Pendry, Joe	2	1993-94	Walquist, Laurie	2	1933-34
Plumb, Ted	6	1980-85	Wilson, George	2	1947-48
Rapp, Vic	4	1989-92	Wise, Tony	2	1993-94
Ringo, Jim	3	1969-71	Yaralian, Zaven	3	1990-92





### TONY WISE

Assistant Head Coach / Offensive Line

Tony Wise's valuable contribution to the Chicago Bears was recognized during this past off-season when he was promoted to Assistant Head Coach. Wise, who joined the Bears after serving as the offensive line coach of the Dallas Cowboys from 1989-92, begins his third season with the Bears.

Wise's offensive line showed marked improvement from 1993, allowing just 25 sacks in 1994 (eighth best in NFL) compared to 48 the previous season. In addition, the unit was flagged for just two holding penalties all season. Although three of the five spots featured new starters from 1993 — tackles Andy Heck and James Williams and right guard Jay Leeuwenburg — the five starters missed just seven starts all season.

In his final season in Dallas, Wise's unit produced two Pro Bowl players in guard Nate Newton and center Mark Stepnoski. None of the Cowboys' starters on the 1992 offensive line was higher than a third-round pick. The Cowboys led the NFL in rushing in 1992 and were second in fewest sacks allowed. Wise joined the Cowboys in 1989 where he immediately endured a 1-15 season. There was a bright side as his line allowed just 30 sacks, tying the Cowboys record for fewest sacks allowed which was set in the 14-game season of 1974.

Wise was with Jimmy Johnson for four seasons in Miami where the Hurricanes had their two best offensive seasons ever in 1985 (461.5 avg.) and 1988 (452.5 avg.). In the 1988 Orange Bowl, the Hurricanes started three linemen at new positions but still defeated Oklahoma, 20-14.

Wise began his career at Albany State in 1973 coaching the outside linebackers. He served one-year stints at Bridgeport, Central Connecticut State, and Washington State before joining the Pittsburgh staff in 1977 where he first coached with Dave Wannstedt. Two seasons later he moved to Oklahoma State for a five-year stint where his line blocked for national rushing leader Ernest Anderson in 1981. He spent the 1984 season at Syracuse before joining Miami in 1985.

Anthony Charles Wise was born in Albany, NY on December 28, 1951, and graduated from Shaker High in Latham, NY. He lettered in football, lacrosse, and hockey at Ithaca College.



### IVAN FEARS

Wide Receivers

Ivan Fears joined the Bears staff following the 1992 season after spending the previous two years as receivers coach of the New England Patriots. Fears' corps enjoyed a productive 1994 season as Jeff Graham caught 68 passes, the most by a Bear wide receiver since Dick Gordon's 71 catches in 1970. Curtis Conway improved from his rookie season to catch 39 passes despite missing four games with a thigh injury. One of Fears' former players at New England, Michael Timpson, was Chicago's key free agent addition on offense this past off-season.

Before joining the pro ranks, Fears spent the previous 11 seasons as receivers coach at Syracuse (1980-1990) under ex-Patriots coach Dick McPherson. Eight of the Orangemen's top 10 single season reception and yardage leaders were coached by Fears including current all-pro Rob Moore and former pros Scott Schwedes, and Tommy Kane. Two of Fears' coaching mates at Syracuse were current Bears' assistants Tony Wise and Clarence Brooks.

A three-year letterman at William and Mary (1973-75), Fears' career as a running back was cut short by three knee operations. He began his coaching career as a graduate assistant for his alma mater in 1976, coached the wide receivers in 1977, and handled the quarterbacks for two years (1978-79) before joining the Orangemen.

The 40-year old Fears is a native of Suffolk, Virginia. He starred at John Yates High and was twice named the school's Outstanding Player of the Year. He also earned all-state honors as a senior.

Born November 15, 1954 in Portsmouth, VA, Ivan and his wife Beverly have two sons (Joshua and Aaron) and one daughter (Kimberly).





## WILLIE PEETE

### Running Backs

The most recent addition to Dave Wannstedt's coaching staff is Willie Peete, who joined the Bears as running backs coach on January 20, 1995. Peete has spent the last 12 seasons as a NFL assistant, including the last eight years in the NFC Central division. He replaces Joe Pendry, who joined the Carolina Panthers as offensive coordinator.

The most recent stop on Peete's 35-years in coaching was in Tampa Bay, where he spent the past two seasons as running backs coach on Sam Wyche's staff. He held the same position in Green Bay from 1987-91 after joining the NFL ranks on John Mackovic's staff in Kansas City (1983-86).

Peete's coaching career started at his alma mater, the University of Arizona, in 1960, where he served three years as a graduate assistant. He was a standout fullback for the Wildcats from 1956-59 where he played under former Bears assistant coach Jim LaRue. He graduated with a degree in physical education and a master's degree in secondary education. Peete coached Mesa (AZ) High School to the State AA football title in 1962 and then coached football and basketball for eight years at Westwood High in Mesa which included a state football title in 1963. Peete was inducted into the Mesa Sports Hall of Fame last year. He returned to Arizona in 1971 and coached running backs for 12 years on a staff that included Ron Turner (1978-80). Peete's youngest son, Rodney, later played under Turner for three seasons at USC (Dave Wannstedt was also on USC staff).

Born July 14, 1937, in Mesa, Arizona, Peete and his wife, Edna, have two sons who have excelled in football: Willie Skip is an assistant coach at Rutgers while Rodney is playing for the Philadelphia Eagles.



## MIKE SHULA

### Tight Ends

The youngest member of Dave Wannstedt's coaching staff is 30-year old Mike Shula who enters his third season as Tight Ends coach. Under Shula's direction, Chicago's tight ends caught a league-high eight touchdown passes in 1994.

Shula spent the 1991 and 1992 seasons with the Miami Dolphins as both a coaching assistant and pro scouting assistant working under Director of Player Personnel Tom Heckert.

He joined the Dolphins after spending three seasons working for the Tampa Bay Buccaneers under his college coach, Ray Perkins. He started as an offensive assistant/quarterback coach in 1988 and 1989 and served as quarterback coach in 1990.

An all-SEC quarterback as a senior at Alabama (1983-86), Shula led the Crimson Tide to a pair of bowl wins. He became just the second player in school history to pass for over 2,000 yards in one season (2,009 in 1985). Shula graduated with a bachelor's degree in labor relations and was a 12th round selection by Tampa Bay in 1986. He was waived in the final cutdown and rejoined the team later in the season following the players strike.

Born in Baltimore on June 3, 1965, Mike is the third Shula coaching in the NFL. Father Don has been a head coach for 30 years and broke George Halas' all-time victory record in 1992 while brother David begins his fourth season in charge of the Cincinnati Bengals. He is single.



## CLARENCE BROOKS

### Defensive Line

Clarence Brooks was named the Bears defensive line coach on February 5, 1993 after spending 16 years as an assistant at the collegiate level. Brooks has the youngest group on the team with the top six linemen having four years or less experience in the NFL. Alonzo Spellman improved drastically last year and finished with seven sacks while Chris Zorich (5.5 sacks, 104 tackles), Albert Fontenot (4 sacks) and Carl Simpson were also key contributors. Brooks will mix '94 rookies John Thierry and Jim Flanigan into the rotation this year.

Before joining the Bears, Brooks spent three seasons in the same capacity at the University of Arizona. In 1992, the 'Cats allowed opponents just 1.9 yards per rush and recorded 40 sacks.

Prior to joining the Arizona staff, Brooks spent nine seasons at Syracuse (1981-89): the first six in charge of outside linebackers and the final three with the defensive line. He worked under Dave Wannstedt in 1989 when he was the Cowboys minority fellowship coach during training camp.

A native of New Bedford, Mass., Brooks earned several honors as an offensive guard at Massachusetts. He was the team captain in his senior season, leading the team to a victory in the Boardwalk Bowl. After graduating from Massachusetts in 1973 with a bachelor's degree in sociology, Brooks was a coach and teacher in the New Bedford school system. He got into coaching full time when Dick McPherson hired Brooks in 1976 as the defensive ends coach at Massachusetts.

Born in New York on May 20, 1951, Clarence L. Brooks and his wife, Justa Gomes, have one son (Jason) and one daughter (Adrienne).



## DAVID MCGINNIS

### Linebackers

The dean of the Bears coaching staff is David McGinnis, who enters his 10th season as the club's linebackers coach. In McGinnis' nine years in Chicago, the Bears defense has ranked in the top 6 in fewest yards allowed seven times. Three different linebackers have led the team in tackles the last three seasons with Joe Cain's 129 stops pacing the Bears in 1994.

McGinnis was part of a defensive staff that led the NFL in fewest points allowed in 1986 (record low 187) and 1988 and ranked first or second in total defense in 1986, 1987, and 1988. McGinnis has coached Pro Bowl players at all three linebacker spots, Otis Wilson and Wilber Marshall on the outside and middle linebacker Mike Singletary — who made the Pro Bowl every season under McGinnis.

Prior to joining the Bears, McGinnis spent 13 years coaching at the major college level. His first assignment was as freshman coach at his alma mater, Texas Christian, in 1973-74. In 1975, he moved to Missouri to coach the linebackers and secondary. McGinnis joined the Indiana State staff in 1978 as secondary coach and was responsible for recruiting the Chicago area. He returned to TCU in 1982 for a season as defensive backfield coach before joining the Kansas State staff as defensive end and linebacker coach from 1983-85.

McGinnis was a two-year starter as a defensive back at TCU from 1970-72, earning academic all-SWC honors both seasons. His five interceptions as a junior tied Lyle Blackwood for most in the Southwest Conference.

Born on August 7, 1951, in Independence, Kansas, McGinnis grew up in Texas and attended Snyder High School. He is married (Kim).



## CARLOS MAINORD

### Defensive Assistant

Carlos Mainord, a 28-year coaching veteran, joined the Bears staff as a defensive assistant on February 9, 1993. Mainord works with the defensive backs and coordinates the Bears nickel defense. The Bears defense on passing downs has been among the league's best since Mainord's arrival. Chicago ranked fifth against the pass in 1994 after finishing third in 1993. On third downs, opponents converted 37.2% last season and 37.4% in 1993 — both in the NFL's top 10.

Before coming to Chicago, Mainord spent six years as assistant head coach and defensive coordinator at Texas Tech. He had three different stints with the Red Raiders, totaling 10 years at the school. In 1986, Mainord worked as the secondary coach for the national champion Miami Hurricanes with Dave Wannstedt after spending the three previous seasons in the same capacity at Texas Tech.

An all-district linebacker at Greenville (TX) High School, Mainord starred at Navarro Junior College before garnering all-America honors at McMurry College in 1965. Upon graduation he coached the linebackers at McMurry for two years before making his first appearance at Texas Tech as linebackers coach (1968). The following season he took the defensive coordinator position at Ranger Junior College rising to the head job in 1972. He capped his six seasons with 7-2-1 and 9-1 marks, including a Top 10 ranking, before taking a position as assistant head coach and defensive coordinator with Rice in 1978. He returned to Texas Tech in 1983 as the Red Raiders led the NCAA in pass defense and finished second in 1984.

Born in Greenville, TX on August 26, 1944, Mainord is married (Judy) and has four sons: (Matt, Mark, Tommy, and Cody) and one daughter (Cari).



## DANNY ABRAMOWICZ

### Special Teams

One of the key elements to the Bears success in 1994 was the special teams under the direction of Danny Abramowicz. The Bears special teams blocked five field goals, converted a fake punt, threw a TD on a fake field goal attempt, returned a punt for a touchdown, set new records for kickoff return yards in a game, recovered an onside kick, allowed the second-fewest punt return yards and fourth fewest kickoff return yards in the NFL.

Abramowicz, who begins his fourth season on Chicago's staff, graduated from Xavier University in Cincinnati in 1967 with a degree in education. He was a 17th round draft choice by the New Orleans Saints that year and played seven seasons with the Saints before concluding his career at San Francisco (1973-74). In 1969, Abramowicz led the NFL with 73 catches and was named all-pro and the Saints' MVP. He is second in Saints' history in catches (309), yards (4,875), and TDs (35), trailing Eric Martin who passed him in 1990. Abramowicz completed his pro career with 371 receptions for 5,704 yards and 39 TDs. In his final two seasons at San Francisco, Abramowicz became an outstanding special teams coverage player.

Abramowicz has been inducted into the Xavier and Saints' Halls of Fame, the National Polish Hall of Fame, and was named to the Saints' Silver Anniversary Team in 1991. Following his football career, Abramowicz was a salesman in the oil field industry and also spent five seasons on the Saints Radio Network as an analyst. He left private business in 1989 to become head coach at Jesuit High School in New Orleans where he compiled a 20-14 record before joining the Bears.

Born July 13, 1945 in Steubenville, Ohio, Dan and his wife, Claudia, have two sons (Danny, Andrew) and one daughter (Stephanie).





# SCOTT ADAMS

# 72

**Tackle****6-5 305****September 28, 1966****Georgia****Bears Season: 1st NFL Season: 5th*****Acquired by Bears as unrestricted free agent.***

**PRO CAREER:** Signed by Bears 3/21/95 as an unrestricted free agent from New Orleans...Has spent time with Dallas, Atlanta, Minnesota, and New Orleans...Coached at Dallas by Tony Wise.

**1994 SEASON** — Waived by Vikes in cutdown to 60 (8/22) and joined the Saints (9/28) playing in 11 games...Inactive vs. NYG (10/2) ...Saw significant action as right guard at Min (11/5)...Awarded game ball as member of kickoff return team which set an NFL record with 304 return yards vs. Rams (10/23)...Recovered own fumble on KOR vs. SF (11/28). **Games played-started: 11-0**

**PREVIOUS SEASONS: 1993** — Made first pro start vs. Bears (9/12) at right guard...Started next nine games before finishing the season as back-up right guard and left tackle...Inactive at Det (12/5)...Also played on field goal, extra point, and kickoff return teams. **1992** — Waived by Vikings in cutdown to 53 (8/31), but re-signed to practice squad the following day...Signed to active roster (9/8) and played in 15 games on special teams and at left tackle...Used as tight end in short yardage situations. **1991** — Joined WLAFF; drafted by Barcelona Dragons in third round (16th lineman selected)...Started all 10 games as Dragons advanced to the World Bowl...Signed by Minnesota (6/22) and waived in final cuts (8/26)...Re-signed to practice squad where he spent the first 15 weeks before joining the active roster for the finale vs. GB (12/21) but did not play. **1990** — Signed by Atlanta in off-season and released in cutdown to 60. **1989** — Waived by Cowboys in final cutdown (9/5)...Originally signed by Dallas as an undrafted free agent.

**COLLEGIATE, PERSONAL:** Honorable mention all-America and second-team all-SEC as senior...Started five games at right tackle before moving to right guard...Started 10 games at left tackle and one at right tackle as junior...Backed-up at right tackle and left guard as sophomore...All-state in football at Columbia High in Lake City, Florida...Degree in marketing from Georgia...Single.

#### **Adams' Pro Stats**

**Games-Starts: 41-10** — 1991 Minnesota (0-0), 1992 Minnesota (15-0),

1993 Minnesota (15/10), 1994 New Orleans (11-0)

Also: Returned 1 kickoff for 0 yards in 1992.

**Playoffs: 2-0** — 1992 Minnesota (1-0), 1993 Minnesota (1-0)

## **CONTRACT EXPIRATION**

**1995** — Adams, Auzenne, Baker, Bass, Burger, T.Carter, Cobb, Conway, R.Cox, Eilers, A.Fontenot, J.Fontenot, Gedney, Graham, Green, Hawkins, Johnson, Leeuwenburg, Matthews, McMurtry, Minter, Obee, Perry, Primus, Shedd, Spellman, Walsh, Williams

**1996** — Butler, Cain, Collier, Flanagan, R.Harris, Ireland, Jennings, Johnson, Joseph, Kaplan, Kmet, Kramer, Mangum, Simpson, Smith, Spears, Thompson, Tillman, Walker, Woolford

**1997** — Heck, Timpson, Zorich

**1998** — Carrier, M.Carter, Thierry

**1999** — (None)

- Unsigned at press time: Lincoln, Miniefield, Burton, Wetnight, and all draftees (Salaam, Riley, Sauerbrun, S.Harris, Pilgrim, Jackson, Gales, Reeves, J.Cox).
- All 11 undrafted free agents signed two-year deals which expire after the 1996 season.
- When a player is waived and re-signed to the practice squad, that contract expires after the 1995 season.



# TROY AUZENNE

# 70

**Tackle**

**6-7 305**

**June 26, 1969**

**California**

**Bears Season: 4th NFL Season: 4th**

***Acquired by Bears in second round of 1992.***

**PRO CAREER:** In '92 became first Bear offensive rookie to start all 16 games since Covert in '83.

**1994 SEASON** — Spent season as "swing tackle", subbing at both right and left tackle spot...Saw first action in second quarter of Week 2 at Phil (9/12) for Williams at right tackle...Played left tackle in fourth quarter vs. NO (10/9) for injured Heck...Started following week at Det (10/23) and vs. GB (10/31)...Subbed for Williams in first quarter and Heck in third and fourth quarter at TB (11/6)...Started at right tackle at Mia (11/13) but Williams returned for second play...Played in goalline situations in both playoff games...Off-season knee scope (5/11) forced him to miss part of training camp. Returned to practice (7/25), lacerated calf (7/28). **Games played-started: 11-3**

**PREVIOUS SEASONS: 1993** — Started final 10 games at left tackle...Injured knee in fourth quarter of pre-season finale and was inactive first five weeks of season...Returned vs. Min (10/25) as starting right tackle and moved to left side following week for remainder of season. **1992** — All-rookie by *Pro Football Weekly*, *College and Pro Football Weekly*, and *Football News*...Moved from right to left tackle in second week of training camp...Won left tackle job and opened all 16 games...Game ball in Week 4 vs. Atl...Injured left shoulder next week at Min (10/4) and missed fourth quarter...Played remainder of the season with a shoulder harness...Off-season surgery on left shoulder (1/4)...Drafted in second round (49th overall).

**COLLEGIATE, PERSONAL:** Four-year starter...First-team all-American selection and consensus all-PAC 10 as senior...Anchored offensive line which averaged 214.6 yards rushing...Provided key block in Russell White's 72-yard TD run vs. USC as Bears compiled 389 yards on the ground...Second-team all-PAC 10 in junior campaign...Started every game at left tackle, participating in 835 of team's 843 offensive plays (99.1%)...Started nine games at left tackle as sophomore...Chipped bone in ankle against UCLA missed USC and San Jose State contests...Started final eight games in freshman season at left tackle...Redshirted in 1987...First-team all-Angeles League and all-San Gabriel Valley choice at Bishop Amat (Baldwin Park, CA) High...Part of state champion team in high school which compiled 11-1 record in 1986...Lettered once in track...Liberal Arts major...Single.

#### **Auzenne's Pro Stats**

**Games-Starts: 38-30** — 1992 (16-16), 1993 (11-11), 1994 (11-3)

**Playoffs: 2-0** — 1994 (2-0)

## **CAROLINA & JACKSONVILLE**

The Chicago Bears are one of just two teams to play both expansion teams in the 1995 regular season (Tampa is the other). In Game 6 the Bears host the Panthers and the following week they travel to Florida to play the Jaguars.

Based on the scheduling formula, there will be two NFL teams that will not have played both teams until the year 2000.





# MYRON BAKER

# 91

Linebacker  
 6-1 232  
 January 6, 1971  
 Louisiana Tech

Bears Season: 3rd NFL Season: 3rd  
*Acquired by Bears in fourth round of 1993.*

**PRO CAREER:** Scored two TDs as rookie...Three starts in '94 at weak-side linebacker.

**1994 SEASON** — Started in Week 3 vs. Min (9/18) at weak-side linebacker (Cain started in middle for injured Jones) and recorded career-best five solo stops...Tied career-high with seven tackles in start vs. NO (10/9) and added two pass deflections...Third start of season vs. Rams (12/18) finished with six tackles, two solo. **Games played-started:** 16-3

**PREVIOUS SEASONS: 1993** — Blocked Sean Landeta's punt vs. NYG (9/5) and returned five yards for TD...Seven stops, four solo in opener...Two fumble recoveries including one for eight-yard TD vs. TB (9/26)...Three tackles in Monday night contest vs. Min (10/25)...Five stops in finale at Rams (1/2)...Drafted in fourth round (100th overall).

**COLLEGIATE, PERSONAL:** Played first three years at outside linebacker before moving inside as senior...Led team in tackles final three years as a full-time starter...Finished with 379 career tackles, 191 solo, and 8.5 sacks...All-American honorable mention choice as senior by *Football News*...Led team in tackles with career-high 132 stops, 72 solos...Registered 16 tackles vs. Baylor in first game as middle linebacker...Registered 13 tackles, eight solo, seven-yard sack, two-yard tackle-for-loss, 35-yard interception, and forced a fumble against East Tennessee State...Nine double-digit tackle games...Second-team all-South Independent selection after junior season...Led team with 111 tackles...Led team with 119 tackles and 4 sacks as sophomore...Played in 10 games as true freshman...Had 17 tackles (7 solos) with 1.5 sacks...Co-winner of 1993 Piccolo Award (with Al Fontenot) as voted on by Bear teammates after season...Three-time all-district and two-time all-state linebacker at Louisiana's Haughton High...Attended high school and college with brother, Lorenzo...Also lettered in track...Education major...Single.

#### Baker's Pro Stats

	Int-Yds	Tkls-Solo	Force	Fum Rec	Pass Def	Sack-Yds	G-GS
1993	0	23-10	0	2	0	0	16-0
1994	0	29-15	0	1	3	0	16-3
Career	0-0	52-25	0	3	3	0	32-3
Playoffs	0-0	0-0	0	0	0	0	2-0

#### Baker's Single Game Highs

Tackles: 7 vs. NO (10/9/94)

Solo: 5 vs. Min (9/18/94)

Passes defended: 2 vs. NO (10/9/94)

## HOME SWEET HOME

Of the 24 highest scoring games by Chicago's opponents, only two of those contests took place in Soldier Field. The top 12 totals have all come on the road, paced by the Cardinals' 53 point explosion on November, 1955, while the Bears made the trip on the road all the way to ... Comiskey Park.





# TODD BURGER

# 63

Guard

6-3 301

March 20, 1970

Penn State

Bears Season: 3rd NFL Season: 3rd

*Acquired by Bears as undrafted free agent in 1993.*

**PRO CAREER:** Defensive lineman at Penn State who converted to offensive line with Bears.

**1994 SEASON** — Member of 53-player roster who was "inactive" or "did not play" in first 12 games...Saw special teams action on field goal unit in final four games...Inactive for playoff game at Min (1/1/95)...Played on special teams at SF (1/7/95). **Games played-started:** 4-0

**PREVIOUS SEASONS: 1993** — Spent first 13 games on practice squad before moving to active roster...Signed to 53-player roster (12/12), but was inactive all three games...Waived in final cutdown (8/30), but added to practice squad following day...Signed as undrafted free agent (4/29).

**COLLEGIATE, PERSONAL:** Three-year letterman on defensive line...Top game as senior came in start at Notre Dame with four tackles and one sack...Three stops in Blockbuster Bowl...Started nine of 12 contests as offensive tackle during junior campaign...Led all offensive linemen with 716 plays including 85 at USC...Started first five games as defensive tackle in sophomore season, finishing with 19 stops, three tackles-for-loss, one sack, and one pass defended...Four tackles and two sacks in Holiday Bowl as freshman...Worked on scout team as true freshman in '88...League Defensive Player of the Year in senior season at A.L. Johnson Regional High School in Clark, NJ...Single.

#### Burger's Pro Stats

**Games-Starts:** 4-0 — 1994 (4-0)

**Playoffs:** 1-0 — 1994 (1-0)

## FAN CLUB

The Chicago Bears Fan Club was established in 1994 to unite Bear fans across the United States. In 1994 — its first year — the club signed over 5,500 fans from all 50 states and in 16 foreign countries.

The Chicago Bears Fan Club has great plans for the 1995 football season, including road trips to Tampa Bay, Jacksonville, and Detroit; activities after every Bears home game at Michael Jordan's Restaurant; "Official Monday Nights" with current players at the Hyatt Regency-Chicago; and the annual "Vacation with the Bears" off-season event at the Sundial Beach Resort on Sanibel Island, Florida.

This year the Fan Club has also formed a Kids Only Fan Club for all Bear fans under the age of 12.

For information on how to become a part of the Bears Fan Club, call 800-790-2327.





# JAMES BURTON

# 35

**Cornerback**  
**5-9 181**  
**April 22, 1971**  
**Fresno State**

**Bears season: 2nd NFL Season: 2nd**  
**Acquired by Bears through waivers in 1994**

**PRO CAREER:** Only start came in Miami vs. Dan Marino...Claimed by Bears (8/31) on waivers after being cut by Chiefs in final cutdown.

**1994 SEASON —** Inactive first three games before playing on special teams in four contests...Played entire second half for injured Lincoln at TB (11/6) recording five tackles and one pass defended...Started next week at Mia (11/13) and had eight stops, three solo...Played on special teams final six games and both playoff contests...Drafted in fifth round by Kansas City in a pick from Minnesota in exchange for Barry Word (151st overall). **Games played-started: 13-1**

**COLLEGIATE, PERSONAL:** Played three seasons at Fresno State after spending one year at Hawaii...Finished with 119 tackles, 11 interceptions, two forced fumbles as three-year starting corner...First-team all-WAC by *Football News* as a senior...Did not allow an opponent to catch a pass in six contests... Four interceptions including a 58 yard TD in win over Air Force...Registered 49 tackles as second-team all-conference corner as junior...One of four interceptions came in Freedom Bowl win over USC...Started seven games as sophomore finishing with three interceptions and 27 stops...Seven tackles and 26 yard TD in 94-17 win over New Mexico...Sat out 1990 to transfer from Hawaii...Made 10 tackles and recovered fumble as reserve defensive back in freshman season at Hawaii...All-city and all-conference at Long Beach's Poly High (same school as Mark Carrier)...Starred in track...Majored in criminology at Fresno State...Single.

	Int-Yds	Tkl-Solo	Burton's Pro Stats		Pass Def	Sack-Yds	G-GS
			Force Fum	Fum Rec			
1994 Bears	0	13-6	0	0	1	0	13-1
Career	0-0	13-6	0	0	1	0	13-1
Playoffs	0-0	0-0	0	0	0	0	0-0

## SCORING STREAK

The Chicago Bears have scored in every game this decade, last being shutout in the Finale of 1989 in San Francisco, 26-0. The streak of 85 straight games (including playoffs), is fifth-best in the NFL, but more than 11 seasons behind the 49ers who have scored in every game for nearly two decades.

Team	Reg. season	Playoff	Total	Last time shutout
San Francisco	274	26	300	Oct. 9, 1977 vs. Atlanta
New Orleans	161	4	165	Dec. 4, 1983 vs. New England
Miami	116	6	122	Nov. 27, 1987 at Buffalo
Houston	84	6	90	Nov. 26, 1989 at Kansas City
CHICAGO	80	5	85	Dec. 24, 1989 at San Francisco



# KEVIN BUTLER

# 6

Kicker

6-1 205

July 24, 1962

Georgia

Bears Season: 11th NFL Season: 11th

*Acquired by Bears in fourth round of 1985.*

**PRO CAREER:** Holds 19 club records: points, career (1,002); points, season (144 in 1985); FG, career (220); FG, season (31 in 1985); FG attempts, season (41 in 1986); consecutive FG, lifetime (24 in 1988-89); consecutive FG, games (13 in 1985-86 and 1990); FG pct., lifetime (72.8); FG pct., season (81.6 in both 1988 & 1989); 50-yard FG, career (16); 50-yard FG, season (5 in 1993); long FG (55-yards, tied); extra point attempts (352); extra points (342); post-season points, career (74); post-season FG, career (16); post-season FG, game (3); and post-season FG, long (46 yards)...Has 10 FGs with less than a minute remaining or in overtime...Has scored in 163 of 167 games since joining Bears (151 regular season and all 12 post-season)...22nd all-time in NFL scoring with 1,002 points — seventh among active players...Fourth player to reach 1,000 points in 10 seasons.

**1994 SEASON** — Added 87 points increasing his career total to 1,002, tops in Bear history...Connected on 21 of 29 FG (72.4%)...NFC Special Teams Player for the Month of November for 9-10 FGs, 34 points, and two game winners...Hit 40-yarder with :54 in regulation to provide margin in 19-16 win at Mia (11/13)...NFC Special Teams Player of the Week at Ariz (11/27) connecting on all four FGs, including a 52-yarder, and the 27-yard game winner in overtime...33-yarder with 1:55 in regulation sent the game into OT at Min (12/1); his 40-yard miss was his first-ever in overtime...String of 147 consecutive games played and 66 games scoring was snapped vs. GB (10/31) with his first-ever DNP...Made two 50-yarders to increase career total to 16, tied for seventh-best in NFL history...Kicked five extra points in playoff win at Min (1/1/95)...Booted 39-yard field goal at SF (1/7/95)...Handled kickoffs in first half at NYJ (9/25), at Min (12/1), at GB (12/11), vs. NE (12/24) and both playoff games. **Games played: 15**

**PREVIOUS SEASONS: 1993** — Scored 50% of offensive points (102 of 204)...Set club record with five 50-yarders...Tied career-high with 17 points vs. TB (9/26) with 5-5 FGs and 4-4 PATs...Game ball for scoring every point in 6-0 win over Atl (10/3) with 48 and 52-yard field goal...Had 55-yard FG vs. Min (10/25) which was personal best, longest at Soldier Field, and tied club long...Connected on 54-yarder at SD (1/14), longest by a Bear on the road until he made a 55-yarder at TB (12/12) four weeks later, also longest ever in Tampa Stadium...Twelve points vs. GB (12/5)...Lone kickoff of season was at SD (11/14). **1992** — Tied Payton as Bears all-time scorer vs. Atl (9/27) with five extra points and two field goals...Set record the following week at Min (10/4) on 50-yard first-quarter field goal...Season-high 12 points at GB (10/25)...Missed four of five field goals in two game stretch (11/8 to 11/15), but then did not miss the rest of season (five attempts)...Did not attempt a field goal in four games. **1991** — Became Bears all-time PAT leader at Min (11/11) connecting on all four attempts. Also hit eighth career 50-yard field goal which extended his own club record...Connected on both field goal attempts in playoff game vs. Dal...Had eight two-field goal regular season games...Injured hip vs. Det (11/3) while making a tackle on a kickoff...Kicked off left-footed at Min (11/11) in second half...Relieved of kickoff duties at Det (11/28) when Gardocki was activated, and did not kickoff the remainder of the year. **1990** — Attempted field goal in every game, making at least one in 15 of 16 games tying club record (his own) with one in 13 straight games...Second in NFC with 114 points...Game balls vs. Min (9/23) and vs. GB (10/7) for two 50-yard FGs in each game. Only seven other NFL kickers have ever booted four 50-yarders in a single season...51-yard FG vs. Min came with 0:04 remaining and gave Bears 19-16 win...Kicked game-winning 44-yarder in overtime at Den (11/18) after hitting left upright on 41-yarder in final seconds of regulation...Had 36-yard attempt blocked vs. Min (9/23)



# KEVIN BUTLER

and 40-yarder by TB (11/4)...Suffered separated shoulder at Det (12/16) later in game while making tackle on kickoff. 1989 — Set NFL record for Most Consecutive Field Goals with a 33-yard kick at Min (12/3) giving him 24 straight. Streak lasted from 10/24/88-12/3/89 and ended with a blocked 44-yard attempt in same game which also snapped string of 18 straight road FGs...Career-high 17 points at Det (9/24) with four FGs and five PATs...Season-long 46-yarder and game ball (eight points and 100th lifetime field goal) vs. LA Rams (10/29). 1988 — Led club with 82 points on 15 of 19 field goal attempts...Longest boot was 46-yarder in first half of playoff game vs. Eagles (12/31)...Season-high 10 points at Wash (11/13) on two FGs and four PATs. 1987 — Finished the season with streak of 19 consecutive field goals inside 40-yard line after making all 16 during season...Tied career-long by kicking a 52-yarder in each Packer game...Kick at GB (11/8) from 52 yards was final play of game in 26-24 win...Had three other field goals at GB in 14-point effort...Successful on 13 straight kicks (11/16 to 12/6). 1986 — Led NFC in scoring for second straight season with 120 points by converting 28 of 41 FGs and 36 of 37 PATs...Set Bear mark with 18 consecutive FGs (9/14-11/16)...Broke George Blanda's team record by kicking at least one FG in 13 straight games (11/10/85-10/12/86)...Kicked game winning field goals in OT vs. Eagles (9/14) and Steelers (11/30) from 23 and 42 yards, respectively...His 22-yarder at Det (12/15) with 0:04 remaining gave the Bears a 16-13 win...12 of 13 misses came in three games (four vs. Phil, three at Atl., three vs. Pit, two vs. Clev.)...Five touchbacks at TB (11/9). 1985 — Set NFL record for rookie by scoring 144 points breaking Gale Sayers' 1965 mark of 132...Hit 31 of 38 FGs and all 51 PATs while earning all-rookie honors...Converted 28 of 29 kicks inside 40...Kicked four FGs in three games...Game ball after 14-points at SF (10/13) and after 4-for-4 effort against Jets (12/14)...Longest pro attempt was 63-yarder in season opener (9/8) which fell short...Made all three FG attempts in Super Bowl XX...Drafted in fourth round (105th overall).

**COLLEGIATE, PERSONAL:** Consensus all-America at Georgia final two seasons...Made 77 of 98 FGs including 23 of 28 as senior...Set NCAA record for most games with two-or-more FGs (27)...Set SEC career records for points (353), points by kicker (353), FG attempts (98), FGs (77), and longest FG (60 yards vs. Clemson, 1984)...Three-time all-SEC choice and one of only five kickers in NCAA history to kick over 50 FGs and have accuracy mark of 75% or better (79%)...Only 50 of 184 kickoffs were returnable...Special teams captain as junior and senior...19 FGs as freshman were SEC record...All-state kicker at Redan High in Georgia where he kicked six FGs over 50 yards...Also played soccer and defensive back in football...Involved with local heart association...Hobbies include golf and spending time with his children...Married (Cathy)...Daughters (Katie Scarlett and Kylie Savannah) and son (Drew).

	Butler's Pro Stats										
	1-19	20-29	30-39	40-49	50+	FGs	Pct	Avg FG	Avg FGA	PATs	Pts
1985	2-2	13-13	13-14	3-6	0-3	31-38	81.8	29.8	33.1	51-51	144
1986	1-1	11-14	9-12	6-8	1-6	28-41	68.3	31.8	35.1	36-37	120
1987	0-0	11-11	5-5	1-8	2-6	19-28	67.8	31.3	36.9	28-30	85
1988	1-1	4-4	7-8	3-6	0-0	15-19	78.9	31.9	33.8	37-38	82
1989	0-0	6-6	6-7	3-5	0-1	15-19	78.9	32.1	34.5	43-45	88
1990	1-1	8-8	5-8	8-13	4-7	26-37	70.1	35.7	37.8	36-37	114
1991	1-1	9-11	3-5	5-9	1-3	19-29	65.5	31.4	34.3	32-34	89
1992	1-1	8-8	9-10	0-4	1-3	19-28	73.1	30.6	34.7	34-34	91
1993	0-0	7-8	12-13	3-7	5-8	27-36	75.0	36.5	38.1	21-22	102
1994	1-1	7-7	6-9	5-8	2-4	21-29	72.4	33.4	36.0	24-24	87
Career	8-8	84-90	75-91	37-72	16-41	220-302	72.8	32.6	35.6	342-352	1,002
	(100.0)	(93.3)	(82.4)	(51.3)	(39.0)	(72.8)				(97.2)	
<b>Kickoffs-Touchbacks:</b> 518-70 — 1985 (96-18); 1986 (83-18); 1987 (37-10); 1988 (65-9); 1989 (76-5); 1990 (79-5); 1991 (51-4); 1992 (15-1); 1993 (1-0); 1994 (15-0).											
<b>Games played:</b> 155 — 1985 (16); 1986 (16); 1987 (12); 1988 (16); 1989 (16); 1990 (16); 1991 (16); 1992 (16); 1993 (16); 1994 (15).											
<b>Playoffs</b>	2-2	9-10	3-6	3-6	0-1	17-25	68.0	29.0	32.9	23-23	74
<b>Games played:</b> 12											

# KEVIN BUTLER

## Butler's Single Game Highs

FG Attempts: 6 (3 times) Last: at GB (11/8/87) Points: 17 at Det (9/24/89); vs. TB (9/26/93)  
Field Goals: 4 (9 times) Last: at Ariz (11/27/94) Long: 55 vs. Min (10/25/93); at TB (12/12/93)

## The Butler Breakdown (regular season)

	G	1-19	20-29	30-39	40-49	50+	FGs	Pct	PATs	Pts
Home	77	4-4	40-44	30-39	17-34	8-24	99-145	68.3	191-195	488
Road	78	4-4	44-46	45-52	20-38	8-17	121-157	77.1	151-157	514
Artificial	59	3-3	38-39	31-38	17-30	3-18	92-128	71.9	143-146	419
Grass	96	5-5	46-51	44-53	20-42	13-23	128-174	73.6	199-206	583
Indoors	25	1-1	19-19	13-18	7-14	2-7	42-59	71.2	52-53	178
Outdoors	128	7-7	65-71	62-73	30-57	14-34	178-243	73.3	290-299	824
Sept — home	23	1-1	14-15	9-12	6-12	2-10	32-50	64.0	64-65	160
road	14	1-1	7-7	8-11	5-7	1-2	22-28	78.6	34-35	100
Oct — home	18	1-1	9-9	5-6	5-7	5-6	25-29	86.2	40-41	115
road	17	1-1	6-6	12-13	1-4	1-2	21-26	80.8	36-37	99
Nov — home	19	1-1	10-13	10-11	2-6	1-6	24-37	64.9	45-45	117
road	25	1-1	17-19	14-17	11-20	4-6	47-63	74.6	50-53	191
Dec — home	17	1-1	7-7	6-10	4-9	0-2	18-29	62.0	42-44	96
road	21	1-1	13-13	11-11	3-7	1-5	29-37	78.4	31-32	118
Jan — home	0	0	0	0	0	0	0	0	0	0
road	1	0-0	1-1	0-0	0-0	1-2	2-3	66.7	0-0	6

## Butler vs. the NFC Central

	SOLDIER FIELD					VISITING STADIUM					TOTAL			
	G	FG	PAT	Lg	Pts	G	FG	PAT	Lg	Pts	G	FG	PAT	Pts
Minneosta	9	16-19	14-14	55	62	10	18-25	22-23	50	76	19	34-44	36-37	138
Detroit	10	16-23	22-22	39	70	9	16-23	18-18	41	66	19	32-46	40-40	136
Tampa Bay	10	9-16	39-40	46	66	10	13-18	26-28	55	63	20	22-34	65-68	131
Green Bay	9	10-13	20-21	52	50	10	17-20	18-18	52	69	19	27-33	38-39	119
NFC Central Totals											77	113-154	176-181	515
Non-NFC Central Totals											78	107-148	166-171	487

## BUTLER'S GAME-WINNERS

MAKES	Opponent	Site	Distance	Time		Final
				Remaining		
Nov. 27, 1994	Arizona	Sun Devil	27	Overtime		19-16
Nov. 13, 1994	Miami	Joe Robbie	40	0:54		17-14
Dec. 2, 1990	Detroit	Soldier Field	19	0:33		23-17
Nov. 18, 1990	Denver	Mile High	44	Overtime		19-16
Sept. 23, 1990	Minnesota	Soldier Field	52	0:04		19-16
Dec. 11, 1988	Detroit	Soldier Field	32	0:04		13-12
Dec. 27, 1987	LA Raiders	LA Coliseum	30	4:46		6-3
Nov. 8, 1987	Green Bay	Lambeau Field	52	0:00		26-24
Sept. 14, 1986	Philadelphia	Soldier Field	23	Overtime		13-10
Nov. 16, 1986	Atlanta	Fulton County	44	8:09		13-10
Nov. 23, 1986	Green Bay	Soldier Field	32	2:37		12-10
Nov. 30, 1986	Pittsburgh	Soldier Field	42	Overtime		13-10
Dec. 15, 1986	Detroit	Silverdome	22	0:00		16-13

MISSES	Opponent	Site	Distance	Time		Final	Game Result
				Remaining			
Dec. 1, 1994	Minnesota	Metrodome	40wl	Overtime		27-33	lose
Nov. 5, 1993	LA Raiders	Soldier Field	30wl	0:00		17-19	lose
Nov. 8, 1992	Cincinnati	Soldier Field	52s	0:00		28-31	lose
Nov. 15, 1992	Tampa Bay	Tampa Stadium	44wl	0:01		17-20	lose
Nov. 24, 1991	Miami	Soldier Field	50s	0:00		13-16	lose*
Nov. 18, 1990	Denver	Mile High	41wl	0:03		19-16	win in OT
Nov. 30, 1986	Pittsburgh	Soldier Field	28wl	0:50		13-10	win in OT
Sept. 14, 1986	Philadelphia	Soldier Field	55s	0:01		26-24	win in OT

\* Bears did not get the ball in overtime.



# JOE CAIN

# 59

**Linebacker****6-1 239****June 11, 1965****Oregon Tech****Bears Season: 3rd NFL Season: 7th*****Acquired by Bears as restricted free agent in 1993.***

**PRO CAREER:** Bears leading tackler in 1994 with 129 stops...Has started at weak-side and middle linebacker...Signed offer sheet as restricted free agent (3/10/93)...Seattle decided not to match (3/16/93) and received Bears' eighth-round pick in '93 draft (204th overall).

**1994 SEASON** — Led team in tackles with 129...Team leader in tackles in six games...Set career-high with 15 stops, 11 solo, and one forced fumble at Phil (9/12)...Moved to MLB (from weak-side) vs. Min (9/18) for injured Jones and registered 14 stops and fumble recovery...Had 11 and 13 stops in back-to-back games as MLB vs. Buf (10/2) and vs. NO (10/9)...Started at MLB for injured Jones vs. Rams (12/18) and had six tackles...Led team with nine tackles, seven solo, pass defended, and forced fumble at SF (1/7/95)...Post-season surgery on right shoulder (1/13). **Games played-started:** 16-15

**PREVIOUS SEASONS: 1993** — Career-high 108 tackles (63 solo) were fourth-best on team...Started first three games before breaking hand vs. TB (9/26)...Inactive following week as Bears played only one linebacker (Jones) vs. Falcons' run-and-shoot...Returned at Phil (10/10) with five tackles...Season-high 12 tackles, seven solo, and one forced fumble vs. Raid (11/7)...Ten takedowns and two passes defended vs. GB (12/5)...Three nine-tackle games: at SD, at TB, and at Rams. **1992** — Started final eight games at outside linebacker...Finished with 62 tackles, six special teams stops, and two interceptions...Career-high nine tackles vs. SD (12/27). **1991** — Saw action in all 16 games...First career interception vs. SF (12/8). **1990** — Played in all 16 games, starting five. **1989** — Signed by Seattle (3/3)...Spent first seven games on practice squad before being activated and playing in nine games. **1988** — Waived in Vikings final cutdown (8/30)...Drafted in eighth round by Minnesota (210th overall).

**COLLEGIATE, PERSONAL:** Two-year letterman and two-time first-team all-Columbia Football League...Team MVP in '86 and '87 at Oregon Tech...Led team with 103 stops in 1987, registered 112 in 1986...Started at free safety for Stanford as freshman in 1983...Played in '84 before transferring in '85...Prepped at Compton High (CA)...Industrial management major who started and operated a silk-screening business in Los Angeles prior to signing with Seattle...Given name Joseph Harrison Cain, Jr...Married (Tiffani), daughter (Ayana), and son (Joseph, III).

	Cain's Pro Stats						
	Int-Yds	Tkls-Solo	Force Fum	Fum Rec	Pass Def	Sack-Yds	G-GS
1988		Did not play					
1989 Seattle	0	10	0	0	0	0-0	9-0
1990 Seattle	0	29	0	0	3	0-0	16-5
1991 Seattle	1-5	14	0	0	1	0-0	16-0
1992 Seattle	2-3	62-43	1	1	5	0-0	16-8
1993 Bears	0	108-63	1	0	5	0	15-15
1994 Bears	0	129-83	1	1	2	0	16-15
<b>Career</b>	<b>3-8</b>	<b>352-189</b>	<b>3</b>	<b>2</b>	<b>16</b>	<b>0-0</b>	<b>88-43</b>
<b>Playoffs</b>	<b>0-0</b>	<b>14-9</b>	<b>1</b>	<b>0</b>	<b>1</b>	<b>0-0</b>	<b>2-2</b>
<b>Cain's Single Game Highs</b>							
Tackles: 15 at Phil (9/12/94)				Solo: 11 at Phil (9/12/94)			





# MARK CARRIER

# 20

Safety

6-1 190

April 28, 1968

USC

Bears Season: 6th NFL Season: 6th

*Acquired by Bears in first round of 1990.*

**PRO CAREER:** Has not missed a game since joining club as sixth pick in 1990 draft (85 games)...Led NFL and set club record with 10 interceptions while starting every game as a rookie...His 12 takeaways (10 int, two FR) tied club mark for most in a season...Sixth Bear with three-interception game (at Wash, 12/9/90)...NFL Defensive Rookie of the Year in 1990...Pro Bowl after '90, '91, and '93

**1994 SEASON** — Finished third with 107 tackles...Four double-digit tackle games...Tied for team-lead with 10 tackles in Opener vs. TB (9/4)...Career-high nine solo stops vs. Min (9/18)...Returned blocked field goal 54 yards vs. NO (10/9)...Interception at TB (11/6)...Broke left thumb at Ariz (11/27) — post-season surgery (1/23)...Dislocated left pinkie in fourth quarter at Min (12/1) after season-high 12 tackles...Played, but did not start, at GB (12/11) and had six stops...Returned to starting line-up vs. Rams (12/18)...Second interception of season vs. NE (12/24)...Four stops, three solo, at SF (1/7/95). **Games played-started:** 16-15

**PREVIOUS SEASONS: 1993** — Voted to third Pro Bowl with 91 tackles, 47 solo, one forced fumbles, and four interceptions...Nine tackles and forced fumble at Min (9/12)...First interception of season vs. TB (9/26) returned 22 yards...Seventeen-yard interception return vs. Min (10/25) and 21-yarder at GB (10/31)...Six solos, seven total, vs. Raid (11/7)...Intercepted Favre and returned 34-yards for first career TD vs. GB (12/5)...Season-high 11 stops at Rams (1/2). **1992** — Tied for sixth on club with 89 stops...Recovered fumbles in back-to-back games at Min (10/4) and vs. TB (10/18)...Nine stops, including season-high seven solo tackles, at Det (12/20)...Top tackle game was 11 at Dallas in season finale...Six special teams tackles including one inside-the-20. **1991** — Voted to second Pro Bowl as starter...Third on team in tackles (93) and passes defended (12)...11 tackles and game ball for special teams efforts vs. Giants (9/15), and 10 stops vs. Jets the next week (9/23)...Three passes defended and first interception of season vs. Mia (11/24)...Career-long 39-yard interception at Det (11/28)...First-team all-pro by *Sporting News* and *College & Pro Football Weekly*. **1990** — First Bears rookie since Wally Chambers (1974) to be voted to the Pro Bowl, and first defensive rookie to start all 16 games since Dan Hampton (1979)...Listed on every all-rookie team, and named NFL Defensive Rookie of the Year by Associated Press and *Football News*...Set club record with 10 interceptions breaking Roosevelt Taylor's 27-year mark of nine in 1963—which was also the last time a Bear led the league in interceptions...Broke rookie interception record of eight by Johnny Lujack in 1948...Third on club with 122 tackles...Three interceptions and nine tackles at Wash (12/9)...NFC Defensive Player of the Week for 11 tackles (six solo), two interceptions, forced fumble, and pass deflection at TB (11/4)...Interception in playoffs vs. NO (1/6/91) on game's last play...Career-high 13 tackles at Min (11/25)...Had 11 tackles vs. Min (9/23)...Forced two fumbles at GB (9/16) and at Raid (9/30)...Longest interception return was 14-yard effort at Phx (10/28)...Two three-game streaks with at least one interception...Drafted as junior in first round (sixth overall).

**COLLEGIATE, PERSONAL:** Three-year starter who finished with 13 interceptions (13th in school history) and 336 tackles...Applied for draft after junior season...First-team all-America by *The Sporting News*, *Football News*, AP, Kodak, Football Writers Association, and Walter Camp...Also made every all-PAC Ten team...Winner of Jim Thorpe Award, given annually to the premier defensive back in college football...Led conference and finished 11th in nation with seven

# MARK CARRIER

interceptions—most for USC since Lott's eight in 1980...First-team all-America choice and consensus first-team all-PAC Ten in sophomore campaign...Jim Thorpe Award finalist...Second on team with 114 tackles...Second-team freshman all-America...Named nation's top freshman defensive back by *Sporting News*...Had 115 tackles and four interceptions...PAC Ten Player of the Week in victory over UCLA: seven tackles recovered fumble, deflected pass, and two interceptions—returning one 29 yards to set up the game-winning score and having a 72-yard return called back by penalty...Collegiate-high 20 tackles against Notre Dame...Redshirt in 1986 after fracturing left foot...One of most highly recruited players in country when he graduated from Long Beach (CA) Poly High...High school all-American by *USA Today*, *Parade*, and *Adidas*...Three year starter at free safety, totaling 14 interceptions...Selected USC to stay close to his father (Willie) who lives in Long Beach and was paralyzed in a 1979 automobile accident...Football analyst for WGN-TV and WGN-radio...Honorary chairman of the Special Education District of Lake County...Works with Special Olympics...Donated \$15,000 through his foundation, MacKids, to assist with LA earthquake relief...Holds 3-on-3 fundraising basketball tournament in Long Beach in July...Completed BA degree in communications in spring of '91...Given name Mark Anthony Carrier...Married (Andrea).

## Carrier's Pro Stats

	Int	Yds	Lg	TD	Tkls-Solo	FF	FR	PD	Sack-Yds	G-GS
1990	10	39	14	0	122-55	5	2	20	0	16-16
1991	2	54	39	0	93-41	1	1	12	0	16-16
1992	0	0	0	0	89-43	1	2	10	0	16-14
1993	4	94	34	1	91-47	1	0	7	0	16-16
1994	2	10	7	0	101-56	1	0	6	0	16-15
<b>Career</b>	<b>18</b>	<b>197</b>	<b>39</b>	<b>1</b>	<b>496-242</b>	<b>9</b>	<b>5</b>	<b>55</b>	<b>0-0</b>	<b>80-77</b>
<b>Playoffs</b>	<b>1</b>	<b>0</b>	<b>0</b>	<b>0</b>	<b>30-15</b>	<b>0</b>	<b>0</b>	<b>1</b>	<b>0-0</b>	<b>5-5</b>

## Carrier's Single Game Highs

Tackles: 13 at Min (11/25/90)  
Solo: 9 vs. Min (9/18/94)

Interceptions: 3 at Wash (12/9/90)  
Long Int. Return: 39 at Det (11/28/91)

## DOMED

For the third straight year the Bears will not play in a dome for any of their non-division games. Chicago has 22 wins in 47 "dome games" which includes a 3-0 mark in the playoffs.

Stadium	Team	Year opened	Bears' W-L	Last game
Silverdome	Detroit Lions	1975	9-10	1994 L, 16-21
Astrodome	Houston Oilers	1968	1-2	1992 L, 24-7
Hoosierdome	Indianapolis Colts	1984	2-0	1991 W, 31-17
Metrodome	Minnesota Vikings	1982	6-8	1995 W, 35-18
Superdome	New Orleans Saints	1975	2-3	1992 L, 28-6
Kingdome	Seattle Seahawks	1976	1-2	1984 L, 38-9
Chicago	Chicago Bears	1929	1-0	1932 W, 9-0
Georgia Dome	Atlanta Falcons	1992		(have never played)
(TBA)	St. Louis Rams	1995		(have never played)

Playoff wins (included in above): NFL Championship in Chicago Stadium on 12-18-32; Super Bowl XX in New Orleans on 1-26-86; First Round win in Minnesota on 1-1-95.





# MARTY CARTER

# 23

**Safety****6-1 209****December 17, 1969  
Middle Tennessee St.****Bears Season: 1st NFL Season: 5th****Acquired by Bears as free agent in 1995.**

**PRO CAREER:** Obtained by the Bears 3/3/95 as unrestricted free agent from Tampa Bay...Has played both strong and free safety...Averaged 101 tackles in five years with Tampa Bay...Missed first two games of 1991 rookie season (ankle) and has played in every game since.

**1994 SEASON** — Led Tampa DBs and was second on club with 93 tackles (74 solo)...Established career-high with 13 stops vs. Bears (11/6)...Missed just one defensive play at GB (9/25) and finished with 12 tackles...Voted Bucs Player of the Game at SF (10/23) with nine solos and forced fumble. Also caught 21-yard pass from Dan Stryzinski on fake punt. **Games played-started:** 16-14

**PREVIOUS SEASONS: 1993** — Started 14 of 16 games (13 at strong safety, one at free)...Logged more plays (95.6%) than any Buc defender...Set club defensive back record with 130 tackles...Nine nine-stop games...Registered 11 stops, forced fumble, fumble recovery, and pass defended in Opener vs. KC (9/5)...Season-high 12 stops vs. GB (10/24)...Batted pass in the air and caught the tip to set up a score vs. Min (11/21)...Preserved win over Bears (12/12) with fourth-and-one stop of Worley in fourth quarter. **1992** — Started all 16 games at strong safety and led Tampa with 118 tackles...Led club with four forced fumbles and tied with three interceptions...Player of the Game vs. Ind (10/4) with first two-interception game...Interception and forced fumble at NO (11/1)...Had 10 solos, 11-yard sack, tackle-for-loss, QB pressure, and two forced fumbles at SF (12/19). **1991** — Training camp ankle injury forced him from first two games...Played in remaining 14, starting 11 at free safety...Second among Buc DBs with 62 stops...Five tackles and interception vs. Phil (10/6) in first pro start...Had 12 stops at Chi (12/14)...Drafted by Tampa Bay in eighth round (207th overall).

**COLLEGIATE, PERSONAL:** Starting free safety for Middle Tennessee as junior and senior...Had 192 tackles, seven interceptions, and five blocked punts in his career with the Blue Raiders (1988-90)...Voted Ohio Valley Conference Defensive Player of the Year as senior with 91 tackles, four interceptions, and three blocked punts...Second on club with 93 stops in junior season...OVC Defensive Player of the Week vs. Tennessee Tech with key blocked punt...Three-year starter at Georgia's LaGrange High...Tied state record with five interceptions in a playoff game...State champion as wrestler as senior after finishing second in junior season...Lettered in track...Single.

**M. Carter's Pro Stats**

	Int-Yds	Tkls-Solo	Force Fum	Fum Rec	Pass Def	Sack-Yds	G-GS
1991 Tampa Bay	1-5	62-41	1	0	3	0	14-11
1992 Tampa Bay	3-1	118-78	4	0	7	2-16	16-16
1993 Tampa Bay	1-0	130-94	1	2	9	0	16-14
1994 Tampa Bay	0	93-74	1	0	3	1-9	16-14
<b>Career</b>	<b>5-6</b>	<b>403-287</b>	<b>7</b>	<b>2</b>	<b>22</b>	<b>3.0-25</b>	<b>62-55</b>

Also: 1 reception for 21 yards and 1 KOR for 0 yards in 1994.

**M. Carter's Single Game Highs**

Tackles: 13 vs. Chi (11/6/94)

Interceptions: 2 vs. Ind (10/4/92)

Solo: 10 vs. Chi (11/6/94)

Passes Defended: 4 vs. Ind (10/4/92)

Forced Fumbles: 2 at SF (12/19/92)





# TONY CARTER

# 30

Fullback  
5-11 232  
August 23, 1972  
Minnesota

Bears Season: 2nd NFL Season: 2nd

*Acquired by Bears as undrafted free agent in 1994.*

**PRO CAREER:** Only '94 undrafted free agent to make Opening Day roster.

**1994 SEASON** — Inactive for Opener...Contributed on special teams in 14 games...Inactive at TB (11/6)...20-yard kick return at Mia (11/13)...21-yard kick return at Ariz (11/27)...Caught 24-yard pass on first offensive play of season at GB (12/11). Also three KOR for 22 yards...Season-long 26-yard KOR vs. Rams (12/18)...One series on offense for injured Harris vs. NE (12/24)...Moved from FB to RB in third week of pre-season...Had 16-yard reception in brief offensive appearance in playoff win at Min (1/1/95)...Had rush on fake punt at SF (1/7/95). **Games played-started:** 14-0

**COLLEGIATE, PERSONAL:** Second on club in rushing with 442 yards and one TD on 103 carries...Won 1992 club award as outstanding offensive player...Led Gophers in rushing with 593 yards and three TDs as junior...Top year came as sophomore: 165-660-1 including back-to-back 100-yard games...All-state following senior season at South High in Columbus, OH.

T. Carter's Pro Stats											
	Rec	Yds	Avg	Lg	TD	KOR	Yds	Avg	Lg	TD	G-GS
1994	1	24	24.0	24	0	6	99	16.5	26	0	14-0
Career	1	24	24.0	24	0	6	99	16.5	26	0	14-0
	Rec	Rush									
Playoffs	1	16	16.0	16	0	1	0	0.0	0	0	2-0



# TREVOR COBB

# 43

Runningback  
5-9 220  
November 20, 1970  
Rice


Bears Season: 2nd NFL Season: 3rd

*Acquired by Bears as free agent in 1994.*

**1994 SEASON** — Joined Bears (10/26) from Steelers' practice squad...Inactive first five games before playing at Min (12/1) on special teams...Inactive final three games and both playoff games. **Games played-started:** 1-0

**PREVIOUS SEASONS:** 1993 — Suffered knee injury in pre-season game vs. Min (8/21) which cost him entire rookie season...Has 34 yards on 10 rushes, 20 yards on four receptions, and 17.8 yard avg. on for KOR in two-plus pre-season games...Joined Chiefs as undrafted free agent.

**COLLEGIATE, PERSONAL:** Holds SWC records with 1,091 rushes (2nd-best in NCAA Division I history) and 6,521 all-purpose yards (seventh in NCAA)...Gained 100 yards in 23 of 44 games including six 200-yard efforts...Rushed for 4,948 yards and 38 TDs...Caught 94 passes for 892 yards and five scores...First-team all-America as senior with 1,286 yards rushing...Won Doak Walker Award, to college's top running back, as junior with a season-best 1,691 yards...Gained over 3,000 yards and 40 TDs at J. Frank Dobie High in Pasadena, TX...Cousin of NBA stars Dominique and Gerald Wilkins; uncle, Cliff Johnson, played pro baseball for 15 seasons...Single.



# CURTIS CONWAY

# 80

Wide Receiver

6-0 193

March 13, 1971

USC

Bears Season: 3rd NFL Season: 3rd

*Acquired by Bears in first round of 1993.*

**PRO CAREER:** First Bear since Matt Suhey (1980) to have a rush, reception, pass, kick return, and punt return in a single season (1994)...Two TD catches and four 30-yard KORs as rookie.

**1994 SEASON —** Second on Bears with 546 yards on 39 receptions...Career-highs at Phil (9/12) with seven receptions for 148 yards and two TDs including an 85-yarder to go with five KOR for 103 yards...Tied Bears record with five fair catches on punts at TB (11/6)...Suffered thigh injury at Mia (11/13) but still caught three passes for 59 yards, rushed twice for nine yards, returned a punt four yards, and completed a 23-yard TD pass to tight end Keith Jennings on a fake field goal attempt...Inactive next two weeks before returning to action at GB (12/11) and making one 12-yard catch...Returned to starting line-up following week vs. Rams (12/18) catching three passes for 40 yards...Four-for-56 in finale vs. NE (12/24)...Four-for-56 yards at Min (1/1/95)...Three-for-25 at SF (1/7/95). **Games played-started:** 13-12

**PREVIOUS SEASONS: 1993 —** Third with 231 receiving yards on 19 catches...Two TDs were second best...Eight-yard rush and six-yard reception in first pro game vs. NYG (9/5)...Three-receptions for 42 yards and 32-yard TD at Phil (10/10)...Started for injured Davis vs. Min (10/25) and returned three kicks for 98 yards (55-yarder), two catches for 17 yards, and an 18-yard reverse...Injured shoulder at GB (10/31) and missed following game...Season-high four KOR and two receptions for 50 yards, including 38-yard game-winning TD, at SD (11/14)...Started vs. Det (12/26) for injured Waddle and caught season-high four passes...Drafted in first round (7th overall).

**COLLEGIATE, PERSONAL:** Set school records for most kickoff returns (73), yards (1,723), and longest punt return (96 yards)...Third in USC history with 67 punt returns and 679 punt return yards...Two-year track letterman with 10.28 best in 100-yard dash...Second-team all-American selection UPI and AP after junior season...Unanimous all-PAC 10 first-team choice as both receiver and returner...Trojans' Offensive Player of Year and MVP...Eighth nationally with 161.5 average all-purpose yards...Led club with 49 catches for 764 yards, five TDs...Returned 31 punts for 11.2 avg; 27 kickoffs for 25.0 yard avg...First USC player in 39 years to score on punt and kickoff return in same season...Top games: 9-115 and 51 yard TD vs. Okla.; 5-112 and 53-yard TD vs. Wash.; and 213 all-purpose yards (78 rec., 121 KOR, 16 PR) against Cal...96-yard punt return vs. Oregon was longest in school history...95-yard kickoff return vs. ASU was longest by Trojan since Anthony Davis in 1974...Threw 44-yard TD vs. UCLA...Had 7-84 receiving and 4-92 KOR vs. Notre Dame...Member of mile relay team which finished second in NCAA at 3:00.58...Saw action in sophomore season as flanker (21 for 240, 1 TD), quarterback, and returner (24 PR for 7.2 avg and 20 kickoffs for 24.7)...Averaged 21.3 yards on KORs, 13.4 on PRs as freshman...Had 71-yard punt return for TD vs. Oregon State, longest since '72...Threw nine-yard TD to Todd Marinovich vs. Stanford...Signed with USC in '89 but ruled academically ineligible and attended El Camino College to improve scores...All-American by *Parade* and *Super Prep* magazine at Hawthorne (CA) High...Scored 62 of team's 82 TDs in final two seasons as option QB (39 of 42 as junior)...Threw for 1,257 yards and 11 TDs on 77 of 156 accuracy; ran for 758 yards and 10 TDs on 80 carries (9.5 avg); and scored on punt and interception return...In one game scored a TD as QB, WR, RB, and DB...Public Administration major...Nickname: C-Way...Married (Leoria)...Twin sons (Cameron and Kelton).



# CURTIS CONWAY

## Conway's Pro Stats

	Rec	Yds	Avg	Lg	TD	Rush	Yds	Avg	Lg	TD	G-GS
1993	19	231	12.2	38	2	5	44	8.8	18	0	16-6
1994	39	546	14.0	85	2	6	31	5.2	12	0	13-12
Career	58	777	13.4	85	4	11	75	6.8	18	0	29-18

	KOR	Yds	Avg	LG	TD	PR	Yds	Avg	LG	TD
1993	21	450	21.4	55	0	0	0	0.0	0	0
1994	10	228	22.8	34	0	8	63	7.9	24	0
Career	31	678	21.8	55	0	8	63	7.9	24	0

Also: 1 two-point conversion reception; 1 pass for 23 yards and a TD in 1994.

	Rec	Yds	Avg	Lg	TD
Playoffs	7	81	11.6	23	0

## Conway's Single Game Highs

Rushes: 1 many times. Last: vs. NE (12/14/94)  
 Rush yards: 18 vs. Min (10/25/93); at SD (11/14/93)  
 Long rush: 18 vs. Min (10/25/93); at SD (11/14/93)  
 Most KORs: 5 at Phil (9/12/94)  
 Long KOR: 55 vs. Min (10/25/93)

Receptions: 7 at Phil (9/12/94)  
 Rec. yards: 148 at Phil (9/12/94)  
 Long rec: 85 at Phil (9/12/94)  
 Receiving TDs: 2 at Phil (9/12/94)  
 KOR yards: 103 at Phil (9/12/94)

# RON COX

Linebacker

6-2 235

February 27, 1968

Fresno State

Bears Season: 6th NFL Season: 6th

Acquired by Bears in second round of 1990.



54

**PRO CAREER:** Enters 1995 as starting strong-side linebacker...Played in 47 of 48 games last three seasons...Missed 15 games (13 regular season, two playoff) in first two years due to knee injuries...Seven career starts.

**1994 SEASON** — Started three games at strong-side linebacker for injured Vinson Smith early in season...Six stops, four solo, in start at Phil (9/12)...Set career-highs vs. NO (10/9) with 12 tackles and eight solos in starting role...Cracked ribs at Det (10/23) and missed next game...Returned to participate on special teams and reserve linebacker role remainder of season including second half at TB (11/6) for ejected Smith...Three stops, two solo, at GB (12/11)...Post-season surgery on right shoulder (2/3/95). **Games played-started:** 15-3

**PREVIOUS SEASONS:** 1993 — Third on special teams with 11 tackles and one fumble recovery...Only start came in opener at strong-side LB...Sack of Erickson forced fumble (recovered and returned by Baker for TD) vs. TB (9/26)...Five-yard sack and forced fumble at Phil (10/10)...Three solos at SD (11/14). 1992 — Made first pro start in Week 3 vs. NYG (9/21) finishing with career-high nine tackles...Forced fumble at Min (11/2)...Nine stops and only sack of season in starting role at TB (11/15)...Recovered fumble at Dal (12/27)...Three special teams



tackles. **1991** — Played in six games after two IR stints with left knee injury...Sack and forced fumble at TB (9/8)...Injured knee vs. NYJ (9/23) and placed on IR (9/25) after arthroscopy...Activated (10/31) but inactive vs. Det (11/3)...Played in next two games before knee injury made him inactive vs. Mia (11/24)...Placed on IR for remainder of season (11/27)...Arthroscopic surgery (12/4). **1990** — Injured right knee in rookie camp and had diagnostic arthroscopy (7/12). Unable to practice in training camp until 8/13...Saw action on special teams and in nickel situation...First pro sack at Raid (9/30)...Two sacks (17 yards) and four solos in game ball effort at Den (11/18)...Suffered concussion at Min (11/25), and was inactive vs. Det (12/2)...Season-high seven stops at Det (12/16) despite spraining right knee...Missed final two games and first playoff contest...Post-season surgery on right knee (2/6/91)...Drafted as junior in second round (33rd overall).

**COLLEGIATE, PERSONAL:** School-record 50 sacks...Three-year starter who left after junior year...First-team all-Big West and league's Defensive MVP in final season...Finalist for Butkus Award for nation's top LB...Had 28 sacks for 167 yards and 104 stops and 40 tackles-for-loss totaling 225 yards...Two interceptions, including 58-yard TD, in California Bowl...*Sporting News*' National Defensive Player of Week vs. Cal-Fullerton after seven sacks, 17 tackles and eight tackles-for-loss, two forced fumbles, and a pass deflection...First-team all-Big West and honorable mention all-America by *Sporting News* and AP as sophomore...Led team with 14.5 sacks; second with 78 tackles...Started every game at rover despite undergoing right knee scope in August...Top redshirt freshman linebacker by *Sporting News*...7.5 sacks and 12 QB pressures...Prop 48 redshirt in 1986...Agriculture major...Three sport star at Washington Union High in Fresno...Married (Michelle)...Daughters (Caitlin and Kelsey Irene).

	Cox' Pro Stats						
	Int-Yds	Tkls-Solo	Force Fum	Fum Rec	Pass Def	Sack-Yds	G-GS
1990	0	28-15	1	0	1	3-25	13-0
1991	0	6-5	1	0	0	1-1	6-0
1992	0	56-23	1	1	0	1-10	16-3
1993	0	33-21	2	0	0	2-14	16-1
1994	0	38-24	0	0	1	0	15-3
Career	0-0	161-88	5	1	2	7-50	66-7
Playoffs	0-0	6-2	0	0	0	1-7	3-0

**Cox' Single Game Highs**

Tackles: 12 vs. NO (10/9/94)	Solo: 8 vs. NO (10/9/94)
Sacks: 2 at Den (11/18/90)	

## 1996 SCHEDULE

Next year's schedule won't be ready until early-May, however opponents and sights are determined based on the final standings of the 1995 season. Next year the NFC Central will play the AFC West (Los Angeles, Denver, Seattle, Kansas City, San Diego).

Each Central team will also play two games from the NFC West (San Francisco, Atlanta, New Orleans, and Carolina) and two from the NFC East (Dallas, Washington, Philadelphia, Arizona, NY Giants).

However, before anything is official, owners must vote on keeping Carolina (NFC West) and Jacksonville (AFC Central) in their current divisions — it was a one-year placement by the Commissioner — and there is a possibility of some realignment.

No matter what happens with the divisions, the NFC Central teams play the following opponents:

1		2		3		4		5	
Home	Away	Home	Away	Home	Away	Home	Away	Home	Away
NW1	NE1	NW2	NE2	NW3	NE3	NW4	NE4	NW5	NE5
NE2	NW3	NE4	NW1	NE1	NW5	NE5	NW2	NE3	NW4
AW2	AW1	AW1	AW2	AW2	AW1	AW1	AW1	AW3	AW3
AW4	AW3	AW3	AW5	AW5	AW4	AW4	AW5	AW5	AW4



# PAT EILERS

# 37

**Safety****5-11 195****September 3, 1966****Notre Dame****Bears Season: 1st NFL Season: 5th***Acquired by Bears as free agent in 1995.*

**PRO CAREER:** Signed with Bears as an unrestricted free agent (4/22/95)...Special teams stand-out with Redskins and Vikings....First player ever to win NFC Special Teams Player of the Month Award.

**1994 SEASON** — Played in all 16 games on special teams...Finished second on 'Skins with 21 special teams tackles...Three stops in Week 4 vs. Atl...Led team with three stops including one inside-the-20 vs. SF (11/6). **Games played-started:** 16-0

**PREVIOUS SEASONS:** **1993** — Appeared in Redskins' lobby unannounced and waited five hours to talk with Washington G.M. Charley Casserly. Convinced Casserly to re-sign him (4/29), and led team in special teams hits with 70 through 11 games before suffering knee injury...Joined nickel defense package by Week 7...Season-high five stops at Buf (11/1)...Two stops vs. Phil (11/28), but tore knee ligament and went on IR (12/1). **1992** — Signed with Cardinals as Plan B free agent...Waived after training camp...Signed by Redskins (12/16) and played on special teams at Phil (12/20)...Released after season. **1991** — Led Vikings' special teams with 22 tackles and two fumble recoveries...Returned five kickoffs for 99 yards...Unprotected during Plan B and left for Cardinals. **1990** — Finished with 11 special teams tackles for Vikings...Waived in final cuts...Signed to practice squad (10/1) before being activated for final half of season...Recovered a fumble in first NFL game at Det (11/11)...Originally signed by Minnesota as undrafted free agent.

**COLLEGIATE, PERSONAL:** Named Top Student Athlete in 1990 as senior at Notre Dame...Played strong safety, split end, and flanker...Also played baseball...Spent freshman year at Yale (1985) before transferring to Notre Dame...Degree in mechanical engineering and biology...Father, Dr. Vincent Eilers, is head of St. Anthony Orthopaedic Clinic in St. Paul which specializes in sports medicine...Standout prep student-athlete at St. Thomas Academy in St. Paul (MN)...Participated as downhill slalom skier in Junior Olympics...Married (Jana)...Daughter (Elizabeth).

**Eilers' Pro Stats**

	Int-Yds	Tkls-Solo	Force	Fum	Fum Rec	Pass Def	Sack-Yds	G-GS
1990 Minnesota	0	11-8	0		1	0	0	8-0
1991 Minnesota	0	10-3	0		2	0	0	16-0
1992 Washington	0	0	0		0	0	0	1-0
1993 Washington	0	12-6	0		0	0	0	11-0
1994 Washington	0	0	0		0	0	0	16-0
<b>Career</b>	<b>0</b>	<b>33-17</b>	<b>0</b>		<b>3</b>	<b>0</b>	<b>5-36</b>	<b>52-0</b>

Also: 5 KOR for 99 yards, 26-yard long, in 1991

## ON THE TURF

The Chicago Bears will play five games on artificial turf this season (not including the pre-season contest in Indianapolis' RCA Dome). The last time they played more turf games was before Soldier Field switched to natural grass in 1988.

While just two road games are in domes (Minnesota and Detroit), there are three games outside on turf — St. Louis, NY Giants, and Cincinnati.





# JIM FLANIGAN

# 99

**Defensive Tackle****6-2 280****August 27, 1971****Notre Dame****Bears Season: 2nd NFL Season: 2nd****Acquired by Bears in third round of 1994.****PRO CAREER:** Scored touchdown in playoff game at SF (1/7/95) with two-yard reception.

**1994 SEASON** — Used in defensive line rotation...Caught 2-yard TD pass from Kramer in playoff game at SF (1/7/95)...Played on special teams, sparingly on defense, and in offensive backfield as blocking back at Min (1/1/95)...Three solo tackles in both Week 2 and 3...Had 14-yard kickoff return at Phil (9/12), 12-yard return vs. Buf (10/2), and fair catch vs. GB (10/31)...First used in offensive backfield vs. Buf (10/2) as blocking fullback...Injured hand at Mia (11/13) and missed next two games...Played in final four games on D-line and as blocking back...Drafted in third round (74th overall). **Games played-started: 14-0**

**COLLEGIATE, PERSONAL:** Started final two seasons on defensive line after beginning his career at linebacker...Also performed on Irish track squad putting shot 55'3/4"...Honorable mention all-American after starting first five games at right end and finishing senior season at right defensive tackle...Made 51 tackles, four tackles-for-loss and four sacks...Top games were against Florida State (8 tackles, three for-loss) and in Cotton Bowl win over Texas A&M (six tackles, three for-losses)...Started 10 games as junior at right defensive tackle and one at nose guard...51 tackles included 3.5 sacks and 2.5 for-loss...Season-high eight tackles vs. Penn State and Michigan...Saw action in every game as sophomore and started three at inside linebacker...Recorded 36 tackles including season-high eight stops vs. Air Force...Four tackles in fourth quarter of win over USC at defensive tackle after injuries forced him into action...Saw limited action in nine games as a reserve inside linebacker during freshman campaign...Totaled six tackles...*Parade* and *USA Today* all-American and Wisconsin Player of Year at Southern Door High in Brussels, WI...Played linebacker, fullback, and kicker...Rushed for 2,075 yards and 30 TDs as senior (4,464 yards in career)...Scored 468 points on 59 TDs, 75 conversions, and 13 field goals as prep...Recorded 518 tackles, 23 forced fumbles, 14 sacks, and five interceptions...Management major...Father, Jim, played linebacker for Green Bay Packers (1967-70)...Single.

**Flanigan's Pro Stats**

	Int-Yds	Tkls-Solo	Force Fum	Fum Rec	Pass Def	Sack-Yds	G-GS
1994	0	14-9	0	0	0	0	14-0
<b>Career</b>	<b>0-0</b>	<b>14-9</b>	<b>0</b>	<b>0</b>	<b>0</b>	<b>0-0</b>	<b>14-0</b>

Also: 2 KOR for 26 yards in 1994.

<b>Playoffs</b>	<b>0-0</b>	<b>0-0</b>	<b>0</b>	<b>0</b>	<b>0</b>	<b>0-0</b>	<b>2-0</b>
-----------------	------------	------------	----------	----------	----------	------------	------------

Also: 1 TD catch (2 yards) in 1995.

**Flanigan's Single Game Highs**

Tackles: 3 at Phil (9/12/94); vs. Min (9/18/94)

Solos: 3 at Phil (9/12/94); vs. Min (9/18/94)

## FUTURE SUPER BOWLS

Super Bowl XXX	January 28, 1996	Sun Devil Stadium	Tempe, AZ
Super Bowl XXXI	January 26, 1997	Louisiana Superdome	New Orleans, LA
Super Bowl XXXII	January 25, 1998	Jack Murphy Stadium	San Diego, CA
Super Bowl XXXIII	January 31, 1999	Candlestick Park	San Francisco, CA





# AL FONTENOT

# 96

**Defensive End****6-4 275****September 17, 1970****Baylor****Bears Season: 3rd NFL Season: 3rd****Acquired by Bears as free agent in 1993.**

**PRO CAREER:** Enters '95 as starting right end...Backed-up Richard Dent at right end as rookie...Backed-up Trace Armstrong at left end in '94 and used in defensive tackle rotation.

**1994 SEASON** — Second among defensive linemen with 62 tackles...Career-high seven stops at Phil (9/12) earned starting role next seven games...Four stops and five-yard sack at NYJ (9/25) which knocked Esiason from contest...Two passes defended at Det (10/23)...Moved to end at TB (11/6) when Spellman was ejected; finished with five stops and six-yard sack, but suffered "burner" in shoulder...Did not start following five weeks...Three-yard sack in limited role vs. Det (11/20)...Six tackles at Ariz (11/27)...Four stops and sack vs. Rams (12/18) as starter...Rotated in defensive line in finale and both playoff games...Four stops, two solo, at Min (1/1/95). **Games played-started:** 16-8

**PREVIOUS SEASONS: 1993** — Played in all 16 games...Had four tackles on defense and six special teams stops...Sack and forced fumble vs. Raid (11/7)...Blocked PAT at Phil (10/10)...Returned one kickoff eight yards vs. Det (12/26)...Drafted in fourth round (112th overall).

**COLLEGIATE, PERSONAL:** Emerged as one of college football's top pass rushers despite not becoming a starter until senior season...Earned all-SWC honors as senior from *Football News* while starting every game at left end...Recorded 45 tackles, 32 solos, 11 sacks, and 14 tackles-for-loss...Recovered a fumble and defended three passes...Nine tackles, fumble recovery, and three sacks vs. Colorado...Two sacks vs. Rice...Blocked extra point vs. Georgia Tech...Played behind Robin Jones at left end in junior season...Recorded 26 tackles and three sacks...Sack and fumble recovery vs. UTEP; season-high five tackles and sack against Texas in season finale...Two-year standout at Texas' Navarro Junior College, earning all-region honors...Recorded 123 tackles and 15 sacks in two-year career...One of top players in Texas coming out of Houston's Yates High School...90 tackles, 10 sacks, four fumble recoveries, and two passes defended as senior...12 sacks as junior...Communications major...Single.

## A. Fontenot's Pro Stats

	Int-Yds	Tkls-Solo	Force Fum	Fum Rec	Pass Def	Sack-Yds	G-GS
1993	0	4-2	1	0	0	1-6	16-0
1994	0	62-37	1	0	2	4-14	16-8
<b>Career</b>	<b>0-0</b>	<b>66-39</b>	<b>2</b>	<b>0</b>	<b>2</b>	<b>5-20</b>	<b>32-8</b>

Also: 1 KOR for 8 yards in 1993.

<b>Playoffs</b>	<b>0-0</b>	<b>6-2</b>	<b>0</b>	<b>0</b>	<b>0</b>	<b>0-0</b>	<b>2-0</b>
-----------------	------------	------------	----------	----------	----------	------------	------------

## Fontenot's Single Game Highs

Tackles: 7 at Phil (9/12/94)

Solos: 3 (3 times) Last: vs. GB (10/31/94)

Passes defended: 2 at Det (10/23/94)



# JERRY FONTENOT

# 67

Center / Guard

6-3 300

November 21, 1966

Texas A & M

Bears Season: 7th NFL Season: 7th

*Acquired by Bears in third round of 1989.*

**PRO CAREER:** Has not missed a game as a pro; longest active streak by a Bear (96 games)...Started two games at center (1990) and seven at left guard (1991) before becoming starting center in 1992...Handled all long snapping duties in 1990...Punt snapper in '91.

**1994 SEASON** — Started all 16 games at center for third straight season...Was Conway's intended receiver on fake field goal trick play when Conway's pass was tipped by Fontenot and caught by Jennings for a TD. **Games played-started:** 16-16

**PREVIOUS SEASONS:** **1993** — Started every game at center...Was back-up long-snapper. **1992** — Started all 16 games at center and turned in excellent season in first year as starter...Was back-up long-snapper. **1991** — Handled all punt snapping duties during season...Made first career start at left guard at TB (9/8) for injured Bortz (had started twice at center in 1990)...Played three quarters at left guard when Bortz pulled an abdominal muscle at Min (11/11)...Started at left guard the remainder of season (six games)...Alternated with Bortz in playoff game vs. Dal (12/29). **1990** — Made first pro start at Phx (10/28) and was part of offensive line named NFC Offensive Player of the Week as club rushed for season-high 223 yards. Started at center when Hilgenberg suffered the flu the night before the game...Started for Hilgenberg (ankle) in season finale vs. KC (12/29)...Handled all long snapping duties: punts, field goals, and extra points. **1989** — Saw action in all 16 games—mostly on special teams as punt snapper...Played entire second half at Pit (11/12) when Hilgenberg left game with injury...Recovered fumble on special teams vs. Det (12/10)...Drafted in third round (65th overall).

**COLLEGIATE, PERSONAL:** First-team all-Southwest Conference at guard as senior...Played every position on offensive line...Earned first-team all-SWC honors by *Dallas Times Herald* and second-team choice from the *Houston Post* and *Houston Chronicle* in junior season...Helped pave way for offense which ranked 19th in country in rushing as junior...Had fine performance in 35-10 defeat of Notre Dame in Cotton Bowl...UPI first-team all-SWC pick as sophomore...Played reserve role at center, guard, and tackle as freshman...Redshirted in 1984...Standout performer at Lafayette (LA) High School as guard and center...Finished second in discus throw at the state finals as junior...Sociology major...Hobbies include skiing, hunting, fishing, and scuba diving...Married (Stephanie).

#### J. Fontenot's Pro Stats

**Games-Starts:** 96-57 — 1989 (16-0); 1990 (16-2); 1991 (16-7); 1992 (16-16); 1993 (16-16); 1994 (16-16).

**Playoffs:** — 5-2 — 1990 (2-0); 1991 (1-0); 1994 (2-2).

## PLAYOFF PAYOUTS

Under terms of the Collective Bargaining Agreement, compensation for 1995 post-season play has been increased to the following:

First Round (division winner).....\$13,000  
First Round (Wild Card).....\$ 7,500  
Division Playoff Game.....\$13,000

Conference Championship.....\$27,000  
Super Bowl Winner.....\$42,000  
Super Bowl Loser.....\$27,000





# CHRIS GEDNEY

# 84

**Tight End****6-5 265****August 9, 1970****Syracuse****Bears Season: 3rd NFL Season: 3rd*****Acquired by Bears in third round of 1993.*****PRO CAREER:** Played in seven games each of first two seasons.

**1994 SEASON** — Started first seven games before breaking right fibula at Det (10/23)...Was fourth on team with 157 yards and tied for fourth with 13 receptions when injured...Two TD receptions in Season Opener were most by a Bear tight end since Greg Latta in 1975...Four-for-42 vs. Min (9/18)...Two catches including spectacular one-handed TD grab vs. Buf (10/2)...Three catches vs. NO (10/9)...Handled punt snap duties...Placed on IR (10/24) for remainder of season and playoffs...Off-season surgery on left foot (2/1). **Games played-started: 7-7**

**PREVIOUS SEASONS: 1993** — Broke collarbone in intrasquad scrimmage (7/24) and missed all four pre-season games and first four regular season games...Returned at Phil (10/10) with two catches...Earned start following week vs. Min (10/25) and responded with six receptions for 69 yards and 24-yard long...Injured heel in practice (10/29) and missed two games...Played at SD (11/14) and at KC (11/21) catching just one five-yard pass...Started at Det (11/25) but left game in first quarter after re-injuring heel...Inactive next three games...Started vs. Det (12/26)...Two-yard catch in finale at Rams (1/2)...Drafted in third round (61st overall).

**COLLEGIATE, PERSONAL** — Played in every game in four seasons at Syracuse...Became full-time tight end as junior after seeing action as wide receiver and tight end as freshman and sophomore...First team all-American selection by AP, *Football News*, and Kodak and all-Big East selection after senior season...Second on club with 34 receptions for 587 yards and five TDs...Caught four passes for 47 yards, including two 12-yard TDs vs. Virginia Tech...Three receptions for 105 yards including 65-yard TD vs. Rutgers...Gained 103 yards following week on six receptions vs. West Virginia...Started every game as junior tight end catching a pass in 11 of 12 contests...Second on team with 25 receptions...Career-high eight catches for 107 yards against Pittsburgh...Played in every game of sophomore season, starting four at wide receiver or tight end...Third with 24 receptions for 332 yards...First career TD was 19-yard reception from tailback vs. Boston College...Played in every game as freshman, catching eight passes for 93 yards...Redshirted in 1988 as true freshman...All-state and honorable mention all-American choice at New York's Liverpool High...Caught 17 passes for 350 yards and seven TDs as team won 1987 league championship...Played forward on basketball team...Speech communications major...Wife, Kathy, competes on Women's Professional Volleyball Association Pro Beach Tour.

**Gedney's Pro Stats**

	<b>Rec.</b>	<b>Yds</b>	<b>Avg</b>	<b>LG</b>	<b>TD</b>	<b>G-GS</b>
1993	10	98	9.8	24	0	7-3
1994	13	157	12.1	37	3	7-7
<b>Career</b>	<b>23</b>	<b>255</b>	<b>11.1</b>	<b>37</b>	<b>3</b>	<b>14-10</b>

**Gedney's Single Game Highs**

Receptions: 6 vs. Min (10/25/93)

Rec. yards: 69 vs. Min (10/25/93)

TDs: 2 vs. TB (9/4/94)





# JEFF GRAHAM

# 81

Wide Receiver

6-2 200

February 14, 1969

Ohio State

Bears Season: 2nd NFL Season: 5th

*Acquired by Bears in trade with Pittsburgh in 1994.*

**PRO CAREER:** His 68 receptions in '94 were most by a Bear since Dick Gordon in 1970 (71 for 1,026)...Six career 100-yard receiving games (two with Bears)...Obtained by Chicago in trade with Pittsburgh (4/29/94) in exchange for fifth-round draft choice in 1995.

**1994 SEASON** — Dedicated season to brother Walter who died in June '94 at 33 years old from cancer...Only Bear with a reception in every game...Led club in receptions (68), yards (944), receiving TDs (4), punt returns (15), PR yards (140), and long PR (61-yards for a TD)...Had 21 third-down catches, 17 for a first...His 68 receptions were most by a Bear since '70...Tied for third-best receiving day in Bear post-season history with 108 yards on four catches at Min (1/1/95) including 21-yard TD and 52-yard catch. Also had first rush of career (reverse), for three yards...Four-for-33 at SF (1/7/95)...His TD vs. NO (10/9) was his first scoring catch since '92 Opener, a string of 102 TD-less receptions...Seven-for-136 at Det (10/23) including career-long 76-yard TD...Four-for-26 vs. GB (10/31) and third straight game with a TD...Started returning punts vs. Det (11/20) for injured Conway...Top day as Bear came at Ariz (11/27) with eight catches for 154 yards. Seven of eight grabs were for a first down; his last five were third down conversions in the second half or overtime; his last grab was a 44-yarder on third-and-seven which put the Bears into field goal position to win...Had first Bears punt return for TD in four years with 61-yard return at Min (12/1)...Six-for-90 at GB (12/11)...Four-for-66 and season-high four PR vs. Rams (12/18) and vs. NE (12/24). **Games played-started: 16-15**

**PREVIOUS SEASONS: 1993** — Third on Pittsburgh with 38 catches and 579 yards...Career-best 192 yards on seven catches vs. Hou (12/19). Most by a Steeler since Swann in '72...Injured groin in Week 2 at Rams and missed following week...Returned with four catches at Atl (9/27)...Season-high eight receptions for 102 yards at Hou (11/28)...Team-high seven catches for 96 yards in playoff loss at KC (1/8). **1992** — Led team with 49 catches for 711 yards while starting just 10 games...Grabbed 34 catches for 536 yards in first six games before spraining ankle — ranked third in AFC receptions; second in receiving yards...First pro TD, 20-yarder, in season opener at Hou (9/6)...First 100-yard game vs. NYJ (9/13) with 146 yards on six receptions...Seven receptions for 115 yards vs. Cin (10/19)...Missed two weeks and returned with 14 grabs over final five weeks...Did not have a reception in post-season game at Buf (1/9). **1991** — Inactive for opener vs. SD (9/1), but played in next six games...First pro catch vs. NYG (10/14)...Six-yard catch in first start vs. Hou (11/24)...Quad injury in pre-season forced him out of first three pre-season games and inactive for regular season opener...Sixth wide receiver drafted (H. Moore, A. Harper, M. Pritchard, R. Hill, W. Carroll)...Drafted in second round by Pittsburgh (46th overall).

**COLLEGIATE, PERSONAL:** Ranked fourth in OSU history with 1,806 receiving yards and sixth with 98 receptions...Scored 12 TDs receiving and three on punt returns...Buckeye MVP and all-Big Ten as senior with 39 receptions for 760 yards, seven TDs and ranked third in nation with 14.9 average and two TDs on punt returns...Second in conference and 17th in nation with 11.8-yard punt return average...All-state quarterback, wide receiver, and basketball player at Archbishop Alter High in Kettering, OH...Majored in recreation education...Single.

# JEFF GRAHAM

## Graham's Pro Stats

	Rec	Yds	Avg	Lg	TD	PR	Yds	Avg	Lg	TD	G-GS
1991 Pittsburgh	2	21	10.5	15	0	8	46	5.8	13	0	13-1
1992 Pittsburgh	49	711	14.5	51	1	0	0	0.0	0	0	14-10
1993 Pittsburgh	38	579	15.2	51	0	0	0	0.0	0	0	15-12
1994 Bears	68	944	13.9	76	4	15	140	9.3	61	1	16-15
<b>Career</b>	<b>157</b>	<b>2,255</b>	<b>14.4</b>	<b>76</b>	<b>5</b>	<b>23</b>	<b>186</b>	<b>8.1</b>	<b>61</b>	<b>1</b>	<b>58-38</b>

Also: 3-48 kickoff returns in 1991; two-point reception in 1994.

**Playoffs** 15 237 15.8 52 1 3-3

Also: 1 rush for 3 yards in 1994.

## Graham's Single Game Highs

Receptions: 8 vs. Clev (10/11/92); at Hou (11/28/93); at Ariz (11/27/94)

Reception yards: 192 vs. Hou (12/19/93)

Long: 76 at Det (10/23/94)

Punt returns: 4 vs. Rams (12/18/94); vs. NE (12/24/94)

PR yards: 73 at Min (12/1/94)

Long PR: 61 at Min (12/1/94)

## OFF-SEASON TRANSACTIONS

Date	Transaction	Coming	Going
1-23	sign with Panthers		RB Coach Joe Pendry
1-23	sign	RB Coach Willie Peete	
2-9	retires	Mark Bortz (G)	
2-15	selected in Expansion		Bob Christian (Carolina)
2-15	selected in Expansion		Tom Myslinski (Jacksonville)
2-16	re-signed	Dwayne Joseph (DB)	
2-16	re-signed	Ervin Collier (DT)	
2-17	contract is terminated		Marv Cook (TE)
2-24	signs with Colts		Chris Gardocki (P)
2-26	signs with Falcons		Todd Norman (T)
2-27	re-sign	Joe Cain (LB)	
3-1	re-sign	Chris Zorich (DT)	
3-2	re-sign	Vinson Smith (LB)	
3-2	re-sign	John Mangum (S)	
3-2	re-sign	Darwin Ireland (LB)	
3-3	re-sign	Mark Carrier (S)	
3-3	sign	Marty Carter (S)	
3-3	sign	Frank Kmet (G)	
3-6	re-sign	Keith Jennings (TE)	
3-6	re-sign	Tim Worley (RB)	
3-6	sign	Cedric Walker (S)	
3-7	sign	Scott Kaplan (K)	
3-7	sign	Mitch Berger (P)	
3-7	contract is terminated		Danté Jones (LB)
3-8	*signed to offer sheet	Michael Timpson (WR)	
3-10	re-sign	Greg McMurtry (WR)	
3-21	sign	Anthony Johnson (RB)	
3-21	sign	Scott Adams (T)	
3-22	sign with Chargers		Shaun Gayle (S)
3-23	re-sign	Terry Obee (WR)	
3-23	re-sign	Kenny Shedd (WR)	
3-28	sign	Darrell Thompson (RB)	
4-3	sign with Bengals	Tom Waddle (WR)	
4-4	traded to Dolphins		Trace Armstrong (DE)
4-6	signs with Falcons		Nate Lewis (WR)
4-12	accept tender offer	Jay Leeuwenburg (OL)	
4-14	sign with Giants		Maurice Douglass (S)
4-17	re-sign	Steve Walsh (QB)	
4-21	re-sign	Greg Primus (WR)	
4-22	sign	Pat Eilers (S)	
4-26	re-sign	Trevor Cobb (RB)	
5-4	contract terminated		Tim Worley (RB)
5-4	waived		Mitch Berger (P)

\* Timpson agreed to terms with Chicago on 3-8, but New England did not decline to match until 3/15.



# ROBERT GREEN

# 22

**Runningback**
**5-8 212**
**September 10, 1970**
**William & Mary**
**Bears Season: 3rd NFL Season: 4th**
*Acquired by Bears off waivers from Washington in 1993.*

**PRO CAREER:** Special teams standout...Used on offense in nickel situations — handled ball 29 times on third down in 1994...Scored first pro TD in '94.

**1994 SEASON** — Versatile player who finished third with nine special teams tackles, sixth with 24 receptions, and third with 25 rushes for 122 yards...17 of 24 catches were on third down...Suffered small abdominal tear in Week 2 and was inactive vs. Min (9/18)...Saw significant offensive action at Det (10/23) carrying four times for 31 yards and catching five passes for 47 yards...Had five-for-30 rushing, four-for-26 receiving, and 3-for-40 returning kickoffs vs. GB (10/31)...Scored first pro TD on four-yard pass at TB (11/6)...Career-best six receptions for 69 yards including 39-yard TD at Min (12/1)...Recovered fumble on KOR vs. Rams (12/18)...Injured shoulder on 18-yard KOR at Min (1/1/95)...Led Bears in receiving at SF (1/7/95) with 5 for 43...Pre-season leader with 157 yards on 21 carries (7.5 avg.) including two longest runs (36 and 34 yards). **Games played-started:** 15-0

**PREVIOUS SEASONS: 1993** — Waived by Redskins in final cutdown (8/30) and claimed by Bears through waivers (8/31)...Tied for fourth with nine special teams tackles...Rushed six times vs. TB (9/26) and caught one five-yard pass...Returned one kickoff in five straight games (10/3 to 11/7) with a long of 30 yards...Game ball for special teams performance at Phil (10/10)...Five receptions for 29 yards at TB (12/12). **1992** — Finished third on 'Skins with 84 hits and second with 14 kickoff tackles...Special Teams Player of the Week after Week 5 vs. Den and Week 13 at NYG...Three carries for 28 yards including club's third-longest run of season (23 yards) vs. Den (10/12) on Monday night...Inactive at Phil (12/20)...Five rushes for 17 yards in playoff win at Min (1/2/93)...Signed by Redskins as undrafted free agent.

**COLLEGIATE, PERSONAL:** Finished career as William & Mary's all-time leading rusher with 3,543 yards...Gained 875 yards and 13 TDs as senior despite missing two games...Set school record with 1,408 yards and 19 TDs as junior...Three-sport standout at Friendly High in Maryland...Given name Robert David Green...Married (Pamela).

## Green's Pro Stats

	Rush	Yds	Avg	LG	TD	Rec	Yds	Avg	LG	TD	KOR	Yds	Avg	LG	TD	G-GS
1992 Wash	8	46	5.8	23	0	1	5	5.0	5	0	1	9	9.0	9	0	15-0
1993 Bears	15	29	1.9	10	0	13	63	4.8	9	0	9	141	15.7	30	0	16-0
1994 Bears	25	122	4.9	14	0	24	199	8.3	39	2	6	77	12.8	16	0	15-0
<b>Career</b>	<b>48</b>	<b>197</b>	<b>4.1</b>	<b>23</b>	<b>0</b>	<b>38</b>	<b>267</b>	<b>7.0</b>	<b>39</b>	<b>2</b>	<b>16</b>	<b>227</b>	<b>14.2</b>	<b>30</b>	<b>0</b>	<b>46-0</b>
<b>Playoffs</b>	<b>7</b>	<b>17</b>	<b>2.4</b>	<b>12</b>	<b>0</b>	<b>6</b>	<b>48</b>	<b>8.0</b>	<b>22</b>	<b>0</b>	<b>2</b>	<b>30</b>	<b>15.0</b>	<b>18</b>	<b>0</b>	<b>4-0</b>

## Green's Single Game Highs

Rushes: 6 vs. TB (9/26/93)  
 Rushing yards: 31 at Det (10/23/94)  
 Long rush: 23 vs. Den (10/12/92)  
 KORs: 3 vs. GB (10/31/94)  
 Long KOR: 30 vs. Atl (10/3/93)

Receptions: 6 at Min (12/1/94)  
 Receiving yards: 69 at Min (12/1/94)  
 Long rec: 39 at Min (12/1/94)  
 KOR yards: 40 vs. GB (10/31/94)





# RAYMONT HARRIS

# 29

**Fullback****6-0 225****December 23, 1970****Ohio State****Bears Season: 2nd NFL Season: 2nd****Acquired by Bears in fourth round of 1994.**

**PRO CAREER:** Second on club in rushing and receiving as a rookie...Had Bears longest run of '94, a 29-yard TD in the playoffs...16th running back drafted behind Faulk, Hill, Floyd, Rhett, Levy, Garner, Bates, Bennett, Cothran, Smith, Jones, Bostic, Johnson, Morris, and Downs...Second of three Buckeye RBs drafted in 1994 (Cincinnati's Cothran and Denver's B'Not'E).

**1994 SEASON —** Led NFL with just four rushes failing to reach the line of scrimmage. Best of any back with 100 carries...Second on club in rushing (123 for 464) and tied for second with 39 receptions...Had 18 third down carries...Led team in playoffs at Min (1/1/95) with 67 yards rushing and 29-yard TD run which was longest Bear rush of season. Caught three passes for 20 yards...Led team with 8-for-26 rushing at SF (1/7/95) and had five catches for 24 yards...Recovered Jets' punt fumble at NYJ (9/25)...Saw first significant action vs. Buf (10/2) for injured Hoge rushing 11 times for 45 yards...Earned first start the following week vs. NO (10/9)...Led team in rushing with 66 yards on 14 carries at Det (10/23)...Gained 79 yards on 19 carries vs. TB (11/6)...Top receiver in back-to-back games at Mia (11/13) and vs. Det (11/20) with 7-51 and 7-53...Carried 13 times for 54 yards at Ariz (11/27)...Season-long 13-yard rush at Min (9/18)...Season-high 92 yards, 23 carries, and first pro TD (2-yard score) vs. Rams (12/18)...Drafted in fourth round (114th overall). **Games played-started: 16-11**

**COLLEGIATE, PERSONAL:** Fifth leading rusher in Ohio State history with 2,649 yards...Rushed for 27 TDs and had 4.6 yard average...273 of 574 career carries (47.6%) were in senior season...Rushed for 1,344 yards on 273 carries (4.9 avg.) and 12 TDs as senior, sixth-best total in school history...Five 100-yard games: Washington (110), Michigan State (103), Purdue (118), Penn State (151), and Indiana (162)...Rushed with 235 yards on 39 carries and three TDs in 28-21 win over BYU in Holiday Bowl...His 235-yard effort ranks fourth on the school's single game record list and is best in OSU bowl history...Won starting halfback job as junior and gained 463 yards on 106 carries (4.4 avg.) and five touchdowns...Top outing was 94 yards on 18 carries vs. Bowling Green...Played in 10 games as a sophomore as reserve tailback and fullback...Gained 323 yards for 4.3-yard averaged...Best performances were 73 yards on 15 carries vs. Illinois and 69 yards on eight carries against Minnesota...Played in 11 games in first season including two starts...Second on team with 519 yards on 119 carries and eight TDs...Rushed for 96 yards on 12 attempts vs. Boston College...First collegiate 100-yard game vs. Illinois on 18 for 126-yard effort...Redshirted as true freshman in 1989...Roomed with Alonzo Spellman as freshman...Played in just four games as senior at Admiral King High In Lorain, OH due to broken collarbone...Nickname: "Quiet Storm" and "UltraBack"...Communications major...Married (Leslie)...Daughter (Shakia).

**Harris' Pro Stats**

	Rush	Yds	Avg	LG	TD	Rec	Yds	Avg	LG	TD	G-GS
1994	123	464	3.8	13	1	39	236	6.1	18	0	16-11
Career	123	464	3.8	13	1	39	236	6.1	18	0	16-11

Also: 1 KOR for 18 yards in 1994

<b>Playoffs</b>	21	93	4.4	29	1	8	44	5.5	10	0	2-2
-----------------	----	----	-----	----	---	---	----	-----	----	---	-----

**Harris' Single Game Highs**

Rushes: 23 vs. Rams (12/18/94)

Rush yards: 92 vs. Rams (12/18/94)

Long rush: 13 vs. Min (9/18/94); 29 at Min (1/1/95)\*

\* Playoff game

Receptions: 7 at Mia (11/13/94); vs. Det (11/20/94)

Rec. yards: 53 vs. Det (11/20/94)

Long rec.: 18 vs. Rams (12/18/94); 29 at Min (1/1/95)\*



# ANDY HECK

# 64

**Tackle****6-6 296****January 1, 1967****Notre Dame****Bears Season: 2nd NFL Season: 7th****Acquired by Bears as "Transition" free agent in 1994.**

**PRO CAREER:** Started 14 games at left tackle in first season with Bears...Signed by Chicago (2/21) from Seattle. As their transition player, Seahawks had right of first-refusal which they declined (3/1)...Has started 54 games at left tackle (1989-91, 94), 16 at right tackle (1993), 16 at left guard (1992), and one at tight end (1989)...Only Seahawk to start 10 games at three positions.

**1994 SEASON** — Started 14 games at left tackle...Injured left knee (stretched ACL) in fourth quarter vs. NO (10/9)...Inactive following game at Det (10/23) and did not play vs. GB (10/31)...Returned to starting role at TB (11/6) but missed final two quarters with re-twisted knee...Started remainder of season and playoffs...Left elbow surgery after season (2/1). **Games played-started: 14-14**

**PREVIOUS SEASONS: 1993** — Moved from left guard to right tackle during off-season and started every game...Did not miss an offensive play all season...Part of an offensive line unit which led the AFC in rushing for first time ever (125.9 ypg). **1992** — Started 13 games at left guard...Injured ankle vs. Raid (10/18) and went on IR missing next three games...Designated transition player after season. **1991** — Started 16 games at left tackle and did not miss an offensive snap. **1990** — Missed just nine plays all season while starting all 16 games at left tackle. **1989** — Played in every game, starting eight at left tackle and one at tight end...Opened first two games at tackle before subbing next seven...Only second offensive lineman rookie in Seattle history to start on Opening Day...Starting tight end at Cin (12/10) as Seahawks opened in double-tight end set. Played remainder of game at tackle...Unanimous first-team all-rookie selection...Drafted in first round by Seattle (15th overall).

**COLLEGIATE, PERSONAL:** Four-year letterman who converted from tight end to tackle in spring prior to senior season...First-team all-America by *The Sporting News*, Associated Press, UPI, and *Football News* as co-captain of 12-0 national championship team as senior...Started every game as tight end as junior catching five passes for 57 yards; career numbers of 16 for 155 yards and 1 TD...Lettered in football, basketball and track at W.T. Woodson High in Fairfax, VA where his jersey is retired...One of three Seahawks nominated for 1993 Edge NFL Man of the Year...His fifth grade teacher, Marylou Winkler of Annandale, VA, was named NFL Teacher of the Year in January, 1994, after being nominated by Heck. She received \$5,000 from the NFL and the school received a \$10,000 scholarship in both their names...Graduated with degree in American studies...Given name Andrew Robert Heck...Married (Jennifer)...Son (Jonathan).

#### Heck's Pro Stats

**Games-Starts: 91-84** — 1989 Seattle (16-9); 1990 Seattle (16-16); 1991 Seattle (16-16); 1992 Seattle (13-13); 1993 Seattle (16-16); 1994 Bears (14-14).

**Playoffs: 2-2**

## WHO'S LEFT?

For the last six years, the Bears have had a different starter for Opening Day at the important left tackle position. Andy Heck, last year's left tackle, could become the first player since Jim Covert to start consecutive Opening Days.

1994 Andy Heck  
1993 Jay Leeuwenburg  
1992 Troy Auzenne

1991 Stan Thomas  
1989-90 Jim Covert  
1988 John Wojciechowski





# KEITH JENNINGS

# 85

**Tight End**  
**6-4 270**  
**May 19, 1966**  
**Clemson**

**Bears Season: 5th NFL Season: 6th**

**Acquired by Bears as free agent in 1991.**

**PRO CAREER:** Starting tight end in 1992-93...19 of his 62 career receptions have come against the Packers...Four career TDs have come from three passers: Harbaugh, Walsh (2), and Conway.

**1994 SEASON** — Waived in final cutdown (8/28), but returned (10/24) when Gedney was injured...Caught two passes for 11 yards in first game vs. GB (10/31)...One-yard TD reception at TB (11/6)...Caught 23-yard TD pass from Conway after being tipped by J. Fontenot...Lone start of season at GB (12/11)...Three-yard TD catch vs. Rams (12/18)...Nine-yard TD in playoffs at Min (1/1/95)...Started and caught two passes for 20 yards at SF (1/7/95). **Games played-started: 9-1**

**PREVIOUS SEASONS: 1993** — Missed first three games with knee injury suffered in training camp practice (8/15)...Started final 10 games...First catch of season came in Game 7...Both three-catch games came against the Packers: 3-32 at GB (10/31) and 3-38 vs. GB (12/5) including career-long 29-yarder. **1992** — Fifth with 23 receptions...Game ball in opener vs. Det with three-for-43...Three catches for 34 yards vs. NYG in Week 3...Did not start vs. Atl (9/27) due to sore shoulder...Started at Min (10/4), but was back as sub the following week...Grabbed first pro TD and two receptions as starter at GB (10/25)...Seven receptions in final eight game after catching 14 in first eight. **1991** — Joined club (10/9) when Cap Boso was hurt...Started for injured Thornton vs. GB (12/8) and led club with four catches for 63 yards to earn a game ball...Started final two games and playoff contest vs. Dal...Saw first action at GB (10/17) catching one seven-yard pass...Spent training camp with Broncos; released in final cutdown. **1990** — Waived by Cowboys during training camp...Joined Montreal Machine in WLAFL. **1989** — Waived in Dallas' final cuts, but signed to practice squad...Activated in Week 7 and played in 10 games on special teams and as second tight end...First pro catch was six-yarder at NYG (12/16)...Four-for-37 vs. GB (12/24) in season finale...Drafted in fifth round by Dallas (113th overall).

**COLLEGIATE, PERSONAL:** Honorable mention all-America wide receiver as senior...Finished as Tigers' eighth all-time leader with 78 catches and ninth with 1,117 yards...Led team with 30 receptions in '88...Led wideouts in "knockdown blocks" final two years...Had Clemson bowl-record with 110 yards vs. Penn State in Citrus Bowl as junior...Top regular season game was 6-84 vs. NC State in '87...Caught 85 passes for 1,760 yards and 17 TDs in final two years at Summerville High (SC)...Led team to three state titles...All-state first baseman who played on two state champion teams...Brother of Stanford Jennings, former Bengals RB/KR...Given name Keith O'Neal Jennings...Married (Yolanda)...Son (Micah Keiron).


## Jennings' Pro Stats

	Rec.	Yds	Avg	LG	TD	G-GS
1989 Dallas	6	47	7.8	14	0	10-0
1990	Did not play					
1991 Bears	8	109	13.6	19	0	10-3
1992 Bears	23	264	11.4	23	1	16-14
1993 Bears	14	150	10.7	29	0	13-11
1994 Bears	11	75	6.2	23	3	9-1
<b>Career</b>	<b>62</b>	<b>645</b>	<b>10.4</b>	<b>29</b>	<b>4</b>	<b>58-29</b>
<b>Playoffs</b>	<b>3</b>	<b>29</b>	<b>9.7</b>	<b>14</b>	<b>1</b>	<b>3-2</b>

## Jennings' Single Game Highs

Rec.: 4 vs. GB (12/24/89); vs. GB (12/8/91) Rec. yards: 63 vs. GB (12/8/91)  
Long: 29 vs. GB (12/5/93)





# ANTHONY JOHNSON

# 25

**Fullback****6-0 225****October 25, 1967****Notre Dame****Bears Season: 1st NFL Season: 6th****Acquired by Bears as free agent in 1995.**

**PRO CAREER:** Signed by Bears 3/21/95 as an unrestricted free agent from the Jets...Twice was leading NFL runningbacks in receptions before suffering an injury.

**1994 SEASON** — Signed with Jets (6/21/93) as unrestricted free agent...Finished third on club with 16 special teams tackles...Four rushes for seven yards and two receptions for 13 yards at Ind (10/30)...Inactive at Min (11/20). **Games played-started: 15-0**

**PREVIOUS SEASONS: 1993** — Finished second on Colts with 331 yards on 95 carries...Ranked third in both receptions (55) and receiving yards (443)...His career-high 55 receptions were 11th among NFL running backs...Scored only pro rushing TD in Week 3 vs. Clev (11/26) and added eight receptions for 60 yards...Season-high 67 yards rushing following week at Den (10/3)...Season-best 10 receptions for 83 yards at Wash (11/7)...Led NFL RBs in receptions before injuring ankle vs. SD (11/29) and was inactive next three games...Returned for final two contests of season. **1992** — Best statistical season by gaining 1,109 yards from scrimmage which ranked seventh in AFC...Named Offensive Player of the Year by Colts' Fan Club and winner of Max Noble Award for exceeding expectations...Led club with career-best 592 rushing yards, third with 49 receptions and fourth with 517 receiving yards...Set Colts yards from scrimmage mark with 240 yards by establishing single game career-highs with 77 yards rushing, 19-yard long rush, and 163 receiving yards (7 receptions)...Missed finale at Cin (12/27) with sprained knee and ankle. **1991** — Played in nine games before eye injury put him on IR for remainder of season...Led all NFL RBs with 42 receptions at time of injury...Set career mark with 11 receptions in opener vs. NE (9/1)...Grabbed 10 passes in Week 3 at Raid (9/15) followed by 9-105 receiving vs. Det (9/22). **1990** — Played in all 16 games, recording 9 tackles on special teams...Drafted by Indianapolis in second round (36th overall).

**COLLEGIATE, PERSONAL:** Played both tailback and fullback for Notre Dame...Finished career with 1,512 yards rushing and 32 TDs on 358 carries and 25 receptions for 376 yards and two scores...Honorable mention all-America by *The Sporting News* as senior for 515 rushing yards and 11 TDs...Had 15-89 in Orange Bowl...Started six games as junior for Fighting Irish's national championship season...Eight starts as sophomore led to 11 rushing TDs including four scores vs. Navy...Led all Irish freshman with 116 minutes played and carried 80 times for 349 yards and 5 TDs...Majored in psychology...Born in Indianapolis and attended South Bend's John Adams High where he was all-conference at fullback, linebacker, and kicker...Gained 1,053 yards from scrimmage and 104 tackles and eight field goals as senior...Also starred at soccer...Married (Shelley)...Son (Taylor Scott)...Daughter (Kylie).

### Johnson's Pro Stats

	Rush	Yds	Avg	Lg	TD	Rec	Yds	Avg	Lg	TD	G-GS
1990 Ind	0	0	0.0	0	0	5	32	6.4	15	2	16-0
1991 Ind	22	94	4.3	15	0	42	344	8.2	24	0	9-6
1992 Ind	178	592	3.3	19	0	49	517	10.6	57	3	15-13
1993 Ind	95	331	3.5	14	1	55	443	8.1	36	0	13-8
1994 NYJ	5	12	2.4	5	0	5	31	6.2	9	0	15-0
<b>Total</b>	<b>300</b>	<b>1,029</b>	<b>3.4</b>	<b>19</b>	<b>1</b>	<b>156</b>	<b>1,367</b>	<b>8.8</b>	<b>57</b>	<b>5</b>	<b>68-27</b>

Also: 1 incomplete pass in 1992. 1 pass attempt (intercepted) in 1993. 1-3 PR in 1994.

### Johnson's Single Game Highs

Rushes: 20 vs. NE (11/15/92); at TB (10/4/92)

Rush Yards: 77 vs. NE (11/15/92)

Long Rush: 19 vs. NE (11/15/92)

Receptions: 11 vs. NE (9/1/91)

Rec. Yards: 163 vs. NE (11/15/92)

Long Rec.: 57 vs. Phx (12/20/92)



# ERIK KRAMER

# 12

Quarterback

6-1 200

November 6, 1964  
North Carolina State

Bears Season: 2nd NFL Season: 6th

*Acquired by Bears as unrestricted free agent in 1994.*

**PRO CAREER:** Career record of 12-10 as starter in regular season — 1-1 in playoffs; (3-1 in '93, 1-2 in '92; 6-2 in '91; 1-1 in '87)...Signed with Bears as unrestricted free agent (2/21) from Detroit...Three 300-yard games: two in regular season (one with Bears) and one playoff.

**1994 SEASON —** Set Bears' season record for completion percentage (62.7%)...Career record of 12-10 as starter (1-4 in '94); 1-2 in playoffs...Won Opener vs. TB (9/4) with 18-25 for 212 yards and two TDs...Threw three TDs and career-long 85-yarder at Phil (9/12) on 18 of 31 for 289 yards...Injured right shoulder vs. Min (9/18) but played entire game completing 27 of 35 (77.1%) for 261 yards, 1 TD, 1 int...Did not play at NYJ (9/25) and was "inactive" following two games...Returned for homecoming at Det (10/23) and had career-highs in completions (29) and attempts (48) for 309 yards, 2 TDs, and 3 ints...Completed five of 10 for 34 yards and two ints in first half vs. GB (10/31) and was replaced in second half by Walsh...Did not play in next five games before playing in fourth quarter at GB (12/11) completing two of nine for 24 yards...Did not play at Min (1/1/95)...Played second half at SF (1/7/95) leading Bears to two fourth quarter TDs...Post-season surgery on right shoulder (1/12). **Games played-started: 6-5**

**PREVIOUS SEASONS: 1993 —** Signed by Dallas in April of '93 as a restricted free agent, but Lions matched the Dallas offer...Did not play in first four games (designated third quarterback three times) before taking over for Ware in third quarter at TB (10/3) and completing 11 of 24 for 120 yards and one int...Third quarterback for next 7 games, not seeing game action...Made first start of season at Phx (12/12) setting a personal record with 76% completion (19 of 25) for 257 yards, 3 TDs, and no ints...Added two more TD tosses, with no interceptions, the following week vs. SF (12/19) on 19 of 29 for 220 yards...Opened vs. Bears (12/26) and completed career-best 23 passes on 31 attempts for 223 yards, 2 TDs, and 1 int. Led team on 12-play, 80-yard, fourth-quarter TD drive completing all six attempts for 47 yards...Hit 15 of 29 for 182 yards, 1 TD, and no picks in beating GB (1/2) to win Central division title in season finale, 30-20...Lions lost in re-match vs. GB in First Round with Kramer connecting on 22 of 31 for 248 yards, 1 TD, and 2 ints. **1992 —** Entered season as back-up to Rodney Peete...Did not see action in the first five contests...Relieved Peete in the fourth quarter of games 6-9...Earned first start of the season the following week at Pit (11/15) completing 20 of 37 for 304 yards, including a 73-yard TD, and one int...Started at Cin (11/22) completing 12 of 25 for 141 yards with three int. as the Lions beat the Bengals, 19-13...Was the starter for the third consecutive week vs. Hou (11/26), setting a new career-long with a 77-yard TD pass to Herman Moore while completing 12 of 21 for 163 yards with a pair of TDs and interceptions...Did not play following week at GB (12/6) and was inactive for the final three games. **1991 —** Entered camp as third-string QB, but emerged as second-string QB following a steady pre-season performance...Attempted and completed the first two passes of his Lions career in a 33-24 win at Ind (9/22)...Replaced Peete on Detroit's opening drive vs. Dal (10/27), completing 9 of 16 passes for 108 yards and two TDs...Made his first start the following week at Chi (11/3), hitting 19 of 40 passes for 218 yards, one TD and two ints...Completed 20 of 30 for 248 yards and rushed for his first TD the following week at TB (11/10)...Hit 15 of 25 for 185 yards and 3 TDs in the first of Detroit's seven straight wins...Hooked up with Willie Green for a 73-yard TD in a 34-20 win over the NYJ (12/8)...Error-free performance in playoff-clinching win at GB (12/15), hitting 14 of 19 for 131 yards and two TDs...Established Lions playoff records for completions and passing yards in the Lions' 38-6 Second Round win vs. Dal (1/5), completing 29



# ERIK KRAMER

of 38 for 341 yards, three TDs and no interceptions in being named NFC Offensive Player of the Week...Connected on 21 of 33 passes for 249 yards and one TD with one int. in the NFC Championship contest at Wash (1/12). **1990** — Signed by Lions as free agent after he contacted the club...Had impressive pre-season connecting on 12 of 26 for 208 yards, 1 TD, and 1 int. and also demonstrated good arm strength...Rushed four times for 20 yards, but sustained shoulder injury vs. KC (8/24)...Made 47-man roster, but was immediately placed on IR where he remained the entire season. **1989** — Missed entire season due to knee injury suffered in Calgary training camp. **1988** — Played in five games for Calgary Stampeders. **1987** — Released by Saints after training camp...Signed with Atlanta during '87 players strike and played in all three non-union games...Completed 5 of 13 for 48 yards and 2 ints in NFL debut vs. Pit (10/4)...Led Atlanta to 24-20 upset win over veteran-laden Rams (10/18) bringing Falcons back from 17-0 halftime deficit by completing 19 of 30 for 232 yards and all three TDs in the second half (finished with 27-46-335, 3 TDs, 2 ints)...Originally signed by Saints as undrafted free agent.

**COLLEGIATE, PERSONAL:** Named the 1986 ACC Player of the Year at North Carolina State where he broke eight school passing records...Passed for 4,757 yards and 31 touchdowns in just two seasons...Led the Wolfpack to an 8-2-1 regular season mark and a trip to the Peach Bowl as a senior...Spent two seasons at Pierce Junior College in California...Led Pierce to a 10-0 season and a berth in the Potato Bowl in 1984...Prepped at Burroughs High School in Burbank, CA...Hosts the Erik Kramer Celebrity Golf Tournament which benefits Valley Junior College in Van Nuys, CA...Helps put on annual sports carnival in Santa Monica to raise money for the Children's Cancer Research Foundation...Nicknamed "Brass" by his Lion teammates...Given name William Erik Kramer...Married (Marshawn)...Son (Griffen).

Kramer's Pro Stats

	Att	Cmp	Yds	Pct	Lg	TD	Int	Rate	Rush	Yds	Avg	Lg	TD	G-GS
1987 Atlanta	92	45	559	48.9	33	4	5	60.0	2	10	5.0	11	0	3-2
1988 Calgary (CFL)	[62 of 153 for 964 yards, 5 TDs, 13 interceptions in 5 games]													
1989 Calgary (CFL)	Knee injury													
1990 Detroit	Injured Reserve — shoulder													
1991 Detroit	265	136	1,635	51.3	73	11	8	71.8	35	26	.7	12	1	13-8
1992 Detroit	106	58	771	54.7	77	4	8	59.1	12	34	2.8	11	0	7-3
1993 Detroit	138	87	1,002	63.0	48	8	3	95.1	10	5	.5	4	0	5-4
1994 Bears	158	99	1,129	62.7	85	8	8	79.9	6	-2	-0.3	2	0	6-5
<b>NFL Career</b>	<b>759</b>	<b>425</b>	<b>5,096</b>	<b>56.0</b>	<b>85</b>	<b>35</b>	<b>32</b>	<b>74.5</b>	<b>65</b>	<b>73</b>	<b>1.1</b>	<b>12</b>	<b>1</b>	<b>34-22</b>
<b>Playoffs</b>	<b>130</b>	<b>91</b>	<b>999</b>	<b>70.0</b>	<b>32</b>	<b>6</b>	<b>3</b>	<b>98.2</b>	<b>5</b>	<b>5</b>	<b>1.0</b>	<b>3</b>	<b>0</b>	<b>4-3</b>

Kramer's Single Game Highs

Attempts: 48 at Det (10/23/94)	Completions: 29 at Det (10/23/94)
Yards Passing: 309 at Det (10/23/94)	TDs: 3 (3 times, Last: at Phil 9/12/94)
Interceptions: 3 at Cin (11/22/93); at Det (10/23/94)	Long Pass: 85 at Phil (9/12/94)
Rush Yards: 10 vs. Dal (10/27/91)	Long Rush: 12 vs. Rams (11/17/91)

## POINTS

Entering the 1995 season, the Bears had played 1,030 games in the regular season and playoffs. In all those games, not once have they finished with a final score of 4, 5, 8, or 11. The most common total for the Bears? Seventy-one times they were shutout, in 67 games they scored 17 points, and in 65 contests they tallied 14 points.

Opponents have never finished a game with a total of 4, 5, or 18. They have been shutout 129 times, followed by a total of 14 in 68 games and 21 points 63 times.

Points scored by both teams combined have ranged from 0 (17 times, all prior to 1933) to 89 (Colts 51, Bears 38, Oct. 4, 1958). However there has never been totals of: 1 (obviously), 4, 5, 11, 75, 83, 84, 86, and 88.





# JAY LEEUWENBURG

# 58

Center / Guard

6-3 290

June 18, 1969

Colorado

Bears Season: 4th NFL Season: 4th

*Acquired by Bears through waivers from KC in 1992.*

**PRO CAREER:** Participated in more snaps than any Bear the last two seasons (offense and special teams)...Played in 44 straight games starting last 32...Has played all five positions on offensive line; also long snaps.

**1994 SEASON** — Opened every game at right guard...Missed fourth quarter at NYJ (9/25) after getting poked in eye...Handles kick and punt snap duties. **Games played-started:** 16-16

**PREVIOUS SEASONS:** **1993** — Worked all pre-season at center and guard, but started season at left tackle due to Auzenne's injury...Moved to right tackle at GB (10/31) where he started the final 10 games...Missed final three quarters at TB (12/12) with injured ribs. **1992** — Joined Bears (9/2) and was inactive for first game...Active, but did not play, in next three games before seeing action on kickoff return at Min (10/4)...Played right guard for a quarter at TB (11/15)... Returned a kickoff seven yards vs. Pit (12/20)...Saw significant action in final three games at right and left guard as Bears used rotation on offensive line...Drafted in ninth round by Kansas City (244th overall), but left unprotected by Chiefs after final cuts and was claimed by Bears.

**COLLEGIATE, PERSONAL:** Consensus all-America pick and first-team all-Big Eight as senior...Started every game despite breaking right hand in second game of season vs. Stanford...Used left hand to snap while bone healed...Honorable mention all-America and first-team as junior while starting all 12 games at center...Made key block on one-yard TD giving Colorado a 10-9 victory over Notre Dame in national championship Orange Bowl...Honorable mention all-Big Eight as sophomore while starting every game...Played in six games as back-up center in '88...Redshirt as true freshman in '87...Graduated with degree in English...Had highest grade-point average on team...Played every offensive line position and defensive tackle at Missouri's Kirkwood High...Also participated in wrestling and basketball...Enjoys reading and cooking, involved with the Diabetes Foundation...Flew to Washington, DC in '95 off-season to testify before the House Appropriations Committee regarding money allocated to fight diabetes...Father, Richard, played tackle one season for the Bears in 1965...Given name Jay Robert Leeuwenburg...Married (Ingher).

#### Leeuwenburg's Pro Stats

**Games-Starts:** 44-32 — 1992 (12-0); 1993 (16-16); 1994 (16-16).

Also: 1 KOR for 7 yards in 1992.

**Playoffs:** 2-2

## CONSECUTIVE GAMES & STARTS

What follows is a list of the top active Bears in consecutive NFL regular season games played and games started along with the dates their streaks began.

Consecutive NFL Games Played			Consecutive NFL Starts		
96	Jerry Fontenot	Sept. 10, 1989	61	Donnell Woolford	Sept. 23, 1991
96	Lewis Tillman	Sept. 10, 1989	54	Jerry Fontenot	Nov. 17, 1991
80	Mark Carrier	Sept. 9, 1990	32	Chris Zorich	Sept. 5, 1993
62	Marty Carter	Sept. 15, 1991	32	Jay Leeuwenburg	Sept. 5, 1993
51	Chris Zorich	Dec. 8, 1992	16	Alonso Spellman	Sept. 4, 1994



# JEREMY LINCOLN

# 39

**Cornerback**

**5-10 180**

**April 7, 1969**

**Tennessee**

**Bears Season: 4th NFL Season: 4th**

**Acquired by Bears in third round of 1992.**

**PRO CAREER:** Missed just one game last two years after losing entire rookie season due to training camp knee injury.

**1994 SEASON** — Started 14 games...Second on club with nine passes deflected...Two passes defended and five tackles vs. TB (9/4)...Season-high five solos, six total, at Phil (9/12)...Forced fumble and four solo stops vs. Min (9/18)...Six stops and fourth quarter interception vs. Buf (10/2)...Dislocated right shoulder in second quarter at TB (11/6)...Inactive following game at Mia (11/13)...Returned vs. Det (11/20) with four tackles...Five stops at GB (12/11)...Did not start vs. NE (12/24), but entered on second play and finished with four tackles...Grabbed 12-yard third quarter interception in post-season win at Min (1/1/95) in third quarter...Right knee surgery (1/19). **Games played-started: 15-14**

**PREVIOUS SEASONS: 1993** — Started for injured Blaylock in Game 7 at GB (10/31) and responded with four tackles...Six stops vs. Raid (11/7) and four solos at SD (11/14)...Interception at KC (11/21) was in fourth quarter, returned eight yards to the KC 4, and led directly to the Bears game-winning points...Interception following week stopped Lions' threatening fourth quarter drive...Interception in third straight game vs. GB (12/5) in second quarter at Bears 20; earlier in game took a lateral from Jones' interception 80 yards for a TD...Did not start final three game as Blaylock returned, but saw significant action as nickel back. **1992** — Injured left knee on second day of training camp (7/24)...Surgery on 10/7...Placed on IR (9/1) and missed entire season...Drafted in third round (80th overall).

**COLLEGIATE, PERSONAL:** Voted first-team all-conference by SEC coaches as senior...Started every game at corner and led team with nine pass deflections...Season-high eight tackles vs. Alabama...Interception and recovery of blocked punt in the end zone for a TD in 36-25 victory over Mississippi...Started junior season at right corner and finished second in secondary with 54 stops (42 solo)...Recovered four fumbles and forced two...Season-best 10 stops and fumble recovery in victory over Kentucky... Redshirted in 1989 to recover from shoulder injury suffered late in sophomore season...Played in UT's first eight contests before shoulder injury forced him to miss remainder of sophomore campaign...Only true freshman to see extensive playing time...All-city, all-district, and second-team all-state selection at DeVilbiss High in Toledo, Ohio...Saw action at safety and quarterback during prep career...Standout track athlete who won National TAC Juniors 400-meter dash as sophomore...Holds the school record in long jump...Runs 4.45 in 40 and has vertical leap of 36 inches...General business major...Given name is Jeremy Arlo Lincoln...Single.

## Lincoln's Pro Stats

	Int-Yds	Tkls-Solo	Force Fum	Fum Rec	Pass Def	Sack-Yds	G-GS
1992	Injured Reserve — knee						
1993	3-109	37-26	0	0	6	0	16-7
1994	1-5	47-34	1	0	9	0	15-14
<b>Career</b>	<b>4-114</b>	<b>84-60</b>	<b>1</b>	<b>0</b>	<b>15</b>	<b>0</b>	<b>31-21</b>
<b>Playoffs</b>	<b>1-12</b>	<b>5-4</b>	<b>0</b>	<b>0</b>	<b>2</b>	<b>0-0</b>	<b>2-1</b>

## Lincoln's Single Game Highs

Tackles: 6 (4 times, Last: vs. Buf (10/2/94)) Solo: 5 at Phil (9/12/94)  
 Long int: 80 yards (12/5/93)\* Passes defended: 2 vs. TB (9/4/94)

\* Return was off a lateral from Jones' interception





# JOHN MANGUM

# 26

**Safety**  
**5-10 186**  
**March 16, 1967**  
**Alabama**

**Bears Season: 6th NFL Season: 6th**  
**Acquired by Bears in sixth round of 1990.**

**PRO CAREER:** Moved to safety in '93 after spending first three seasons as cornerback...Used primarily as nickelback and on special teams...Six career starts, three in '94.

**1994 SEASON** — Played in every game for second time in five-year career...Second on club with 14 special teams stops...Season-high nine stops, seven solo, in start vs. Buf (10/2) as Bears used nickel line-up...Recovered surprise onside kick vs. Det (11/20)...Recorded half-sack and five tackles vs. Ariz (11/27)...Started at Min (12/1) as Bears used nickel package most of game. Finished with seven tackles, five solo...Started for injured Carrier at GB (12/11) and had four solo, five total tackles...Played majority of playoff game at Min (1/1/95) in nickel package. Forced fumble, fumble recovery, and tied for team-high with 10 solos; 13 total tackles ranked third...Pulled hamstring first day of training camp and missed five weeks. **Games played-started: 16-3**

**PREVIOUS SEASONS: 1993** — Injured hamstring in training camp and missed first three regular season games...Returned to start vs. Atl (10/3) as Bears opened with six DBs vs. Red Gun offense. Responded with 12 tackles, six unassisted, and one interception...Recovered onside kick following week at Phil (10/10)...Used as nickel back remainder of season...Re-aggravated hamstring and was inactive vs. Den (12/18). **1992** — Started vs. Atlanta's Red Gun offense (9/27) and had seven solo tackles...Injured left knee in practice (10/8) and placed on IR...Missed first practice since eight-years-old...Surgery on knee (10/13). **1991** — Played in all 16 games as part of Bears nickel package...Game ball for career-high 10 tackles (eight solo), fumble recovery, and pass defended at TB (9/8)...Started for injured Woolford vs. NYG (9/15) making nine tackles and earning game ball for role on FG block team...Nine-yard sack at GB (10/17)...Eight solo tackles in game ball effort at NO (10/27)...Interception vs. Det (11/3). **1990** — Waived in Bears' final cutdown (9/3)...Signed to Tampa Bay's practice squad (10/3)...Signed to Bears' active roster (10/23) when Douglass went on IR...Saw action on special teams and as nickelback...Three solos in each Lions game...First career interception in playoff game vs. Saints (1/6/91)...Team-high three passes defended including fourth quarter knockdown in endzone vs. NO...Drafted in sixth round (144th overall).

**COLLEGIATE, PERSONAL:** All-American cornerback as senior and sophomore; all-SEC final three seasons...16 career interceptions...Led squad with five pickoffs for 37 yards and 24 pass deflections...Late interception vs. Vandy earned SEC Player of the Week honors...Led secondary with 66 tackles as junior...Led team with 13 passes defended; had five interceptions...Led team with 10 passes defended and had five picks as sophomore...Had 12 tackles and an interception vs. Notre Dame...Played in every game as freshman...QB and DB in leading Magee High to consecutive Mississippi State Championships...Late-father (John) played for Boston Patriots of AFL...Banking and finance major with 3.2 GPA...Given name John Wayne Mangum, Jr...Married (Stacy).

Mangum's Pro Stats								
	Int-Yds	Tkls-Solo	Force Fum	Fum Rec	Pass Def	Sack-Yds	G-GS	
1990	0	13-9	1	0	1	0	10-0	
1991	1-5	68-49	1	1	7	1-9	16-1	
1992	0	10-8	0	0	1	0	5-1	
1993	1-0	38-19	0	0	2	0	12-1	
1994	0	58-36	0	0	3	0.5-4.5	16-3	
<b>Career</b>	<b>2-5</b>	<b>187-121</b>	<b>2</b>	<b>1</b>	<b>14</b>	<b>1.5-13.5</b>	<b>59-6</b>	
Also: 1 KOR for 0 yards in 1993.								
<b>Playoffs</b>	<b>1-9</b>	<b>19-13</b>	<b>1</b>	<b>1</b>	<b>5</b>	<b>0-0</b>	<b>5-0</b>	
Mangum's Single Game Highs								
Tackles: 13 at Min* (1/1/95); 12 vs. Atl (10/3/93)								
Solo: 10 at Min* (1/1/95); 8 at TB (9/8/91); at NO (10/27/91)								
Passes Defended: 3 vs. NO* (1/6/91) *Playoff game								





# SHANE MATTHEWS

# 9

**Quarterback****6-3 196****June 1, 1970****Florida****Bears Season: 3rd NFL Season: 3rd*****Acquired by Bears as undrafted free agent in 1993.*****PRO CAREER:** Has been "third quarterback" last two seasons...Scout team QB in practice.

**1994 SEASON** — Designated "third quarterback" for 14 games this season and two playoff games...Active, but did not play, vs. Buf (10/2) and vs. NO (10/9)...Completed 13 of 22 for 107 yards and 1 TD in pre-season. **Games played-started:** 0-0

**PREVIOUS SEASONS: 1993** — Waived in Bears' cutdown to 60...Joined practice squad (8/31) where he spent four games...Signed to active roster (10/8) and was designated as third quarterback final 12 games, never seeing any game action...Signed (4/29) as undrafted free agent.

**COLLEGIATE, PERSONAL:** Holds 50 school records (14 career, 30 single-season, four single-game, and two bowl) and 19 SEC marks (13 career, 5 single-season, one single-game)...Career stats: 1,202 att, 722 comp, 9,287 yards, 74 TDs, 46 int, 72-yard long, 195 rushes (includes sacks), -46 yards rushing, 7 TDs, 1 TD reception...Most yards passing in UF and SEC history...27-8 as starting QB including 19-4 conference mark, and 18-0 at home...**Senior:** 3,205 yards, 23 TDs and 16 interceptions on 275 of 463 passing...Most yards in SEC history...Five 300-yard games, 10 200-yard efforts...Twice named SEC Offensive Player of the Week...**Junior:** 3,130 yards on 218 of 361 (60.4) with 28 TDs and 18 interceptions...Fifth in Heisman Trophy balloting...SEC Player of Year...First in SEC and sixth in nation in total offense (285.5 ypg)...Underwent arthroscopic knee surgery for minor repair, but returned to set five Sugar Bowl records vs. Notre Dame throwing for 370 yards on 28 of 58 passing...Set 12 school records; three SEC marks...**Sophomore:** 2,952 yards on 229 of 378 passing with 23 TDs and 12 ints...SEC Player of the Year...Established 11 UF and two SEC records...**Freshman:** Played for two downs in '89 before being suspended remainder of season for NCAA rule violation...Redshirted as true freshman...Graduated with degree in marketing...Mississippi Player of the Year by *USA Today*...Named to Pascagoula High School's Hall of Fame...Given name Michael Shane Matthews...Married (Stephanie).

**No Pro Stats**

## SAFETIES

On November 20, 1988, Chicago punter Bryan Wagner watched a snap sail over his head. He recovered in the endzone for a safety, but two points for Tampa Bay. The following week Steve McMichael forced Don Majkowski out of the endzone for a Bears safety.

Since those games, the Bears have not been involved in a game with a safety — a period of 99 regular season games (there hasn't been a safety in any of Chicago's seven playoff games since then either). For perspective, Arizona took part in four safeties last year; Seattle had six in their 1993 season.

The last time teams were involved in a safety:

**Tackled opponent in endzone**

Indianapolis .....10-4-87

New England .....10-8-85

Chicago .....11-27-88

Tampa Bay .....12-24-89

Pittsburgh .....10-7-90

**Tackled by opponent in endzone**

Chicago .....11-20-88

Buffalo .....9-18-89

Detroit .....10-14-90

Pittsburgh .....12-2-90



# GREG McMURTRY

# 88

Wide Receiver  
6-2 210  
October 15, 1967  
Michigan

Bears Season: 2nd NFL Season: 6th

*Acquired by Bears as unrestricted free agent in 1994.*

**PRO CAREER:** Has 45 career starts including four for Chicago...His 128 catches and 1,631 yards and five TDs (most with New England) are second most by a Bear to Jeff Graham...Joined Bears for final week of '94 training camp.

**1994 SEASON** — Signed by Rams as unrestricted free agent (5/6), waived by (8/23), and signed by Bears the same day...First half of season: 4 DNP, 2 inactive and 2 special teams performances...Saw first action on offense at TB (11/6) in second half when Waddle was injured...Nickel receiver at Mia (11/13) making first catch of season, a 24-yarder...Started following four games for injured Conway...Two-for-16 at Ariz (11/27)...Four-for-63 including 15-yard TD catch at Min (12/1)...Nine-yard reception at GB (12/11)...Inactive final two games and playoffs as Waddle and Conway both returned to line-up. **Games played-started: 9-4**

**PREVIOUS SEASONS:** 1993 — Season-high six catches for 68-yards vs. Det (9/12). 1992 — Season-high seven receptions for 84 yards vs. SF (10/11)...Career-long 65-yard TD at Ind (11/15). 1991 — Third on Patriots with career-best 41 receptions for 614 yards...First career TD came vs. Hou (9/22)...Career-highs with eight receptions for 119 yards vs. Ind (12/8). 1990 — First career start at Mia (10/18)...Originally drafted by New England in third round (80th overall).

**COLLEGIATE, PERSONAL:** Four year starter who finished second on Michigan's all-time list with 2,163 receiving yards, third with 15 TD catches, and fourth with 111 catches...Parade all-American at Brockton High in Mass...Player of the Year after scoring 22 TDs...Star outfielder who was drafted in the first round of the 1986 draft by the Red Sox...Married (Julie).

### McMurtry's Pro Stats

	Rec.	Yds	Avg	LG	TD	G-GS
1990 New England	22	240	10.9	26	0	13-5
1991 New England	41	614	15.0	40	2	15-13
1992 New England	35	424	12.1	65	1	16-15
1993 New England	22	241	11.0	20	1	14-8
1994 Bears	8	112	14.0	30	1	8-4
<b>Career</b>	<b>128</b>	<b>1,631</b>	<b>12.7</b>	<b>65</b>	<b>5</b>	<b>66-45</b>

Also: 2 rushes for 3 yards and 1 incomplete pass in 1992.

**Playoffs**

Inactive both playoff games.

### McMurtry's Single Game Highs

Rec.: 8 vs. Ind (12/8/91)

Rec. yards: 119 vs. Ind (12/8/91)

Long: 65 at Ind (11/15/92)

## BEAR TRIVIA

Dave Wannstedt's first game as the Bears head coach was just two years ago against the New York Giants in Soldier Field (Sept. 5, 1993). Can you name Chicago's starting: 1) tight end, 2) running back, 3) right guard?

Answer on next page.



# KEVIN MINIEFIELD

# 24

**Cornerback / Safety****5-9 180****March 2, 1970****Alabama****Bears Season: 3rd NFL Season: 3rd***Signed by Bears from Detroit's practice squad in 1993.*

**PRO CAREER:** Moved from cornerback to safety in 1994; expected to return to cornerback in '95...Joined Bears from Detroit's practice team in '93.

**1994 SEASON** — Saw majority of action on special teams...Put final points on board of 35-18 win at Min (1/1/95) by returning a fumble 48 yards for first pro TD...Inactive for Opener with sprained ankle...Did not play in Week 3-4...Inactive at Min (12/1) with sore knee...Three tackles in consecutive games at GB (12/11) and vs. Rams (12/18)...Used primarily as special teamer...Post-season left knee surgery (1/13). **Games played-started:** 12-0

**PREVIOUS SEASONS: 1993** — Signed to Bears roster (10/13) from Lions practice squad...Inactive first game vs. Min (10/15) before playing at GB (10/31)...Inactive vs. Raid (11/7)...Played in final eight games on special teams and as nickel back...Two solo tackles and forced fumble on Thanksgiving at Det (11/25)...Drafted by Lions in eighth round (201st overall).

**COLLEGIATE, PERSONAL:** Started 10 games at right corner in senior campaign registering 36 tackles (24 solo) and two tackles-for-loss...Started every game as junior finishing with career-high 39 tackles, 28 solo, and three interceptions...Nine starts as sophomore and 37 tackles...Played in every game as freshman starting three contests...Had one interception, one blocked kick, and one blocked punt...Redshirted as true freshman in '88...All-state cornerback, tailback, and kickoff returner who had 60 tackles (43 solo), two forced fumbles, one fumble recovery, four interceptions (1 for TD), 25 receptions for 557 yards and two TDs, rushed for 239 yards on 9 carries and returned four kickoffs for 127 yards as senior at Camelback High in Phoenix...Arizona Player of the Year as junior on basketball team averaging 23 points, 11 assists, and eight steals...Holds state record with 400 assists...Single.

**Miniefield's Pro Stats**

	Int-Yds	Tkls-Solo	Force Fum	Fum Rec	Pass Def	Sack-Yds	G-GS
1993	0	2-2	1	0	0	0	9-0
1994	0	10-4	0	0	0	0	12-0
<b>Career</b>	<b>0</b>	<b>12-6</b>	<b>1</b>	<b>0</b>	<b>0</b>	<b>0</b>	<b>21-0</b>
<b>Playoffs</b>	<b>0-0</b>	<b>1-0</b>	<b>0</b>	<b>1</b>	<b>1</b>	<b>0-0</b>	<b>2-0</b>


**Miniefield's Single Game Highs**

Tackles: 3 at GB (12/11/94); Rams (12/18/94) Solo: 2 at GB (12/11/94)

## PENALTIES

The Bears were the least penalized team in the NFL during the 1994 regular season. They were flagged just 66 times for 503 yards. Leading the way was an offensive line which was caught holding just twice (not counting one illegal use of hands) and the defensive backfield which had only two pass interference violations — in the last two games.





# BARRY MINTER

# 92

Linebacker  
6-2 240  
January 28, 1970  
Tulsa

Bears Season: 3rd NFL Season: 3rd  
*Acquired by Bears in trade with Dallas in 1993.*

**PRO CAREER:** Led Bears in tackles last five games and in playoffs in '94 despite making just one start...Lone interception came in playoff win at Minnesota...Played in two games as rookie...Inactive for 11 contests.

**1994 SEASON** — Middle linebacker in nickel package...Twisted ankle at Phil (9/12)...Inactive three of next four games...Saw significant action at Mia (11/13) and vs. Det (11/20) recording six tackles in each game...Eight stops, five solo, at Ariz (11/27)...Started at Min (12/1) and finished with seven stops and four passes defended as Bears used nickel package...Career-best nine tackles, five solo, at GB (12/11)...Seven stops vs. Rams (12/18)...Led Bears in playoffs with 21 tackles...Played majority of game at Min (1/1/95) as Bears used nickel package. Led team with 15 stops, 10 solo. First pro interception in second quarter off Moon...Six stops, five solo, and forced fumble at SF (1/7/95). **Games played-started: 13-1**

**PREVIOUS SEASONS: 1993** — Obtained in pre-season trade with Vinson Smith and draft choice for Roper, Blackwell, and Paul (8/17)...Inactive first two games before seeing limited action vs. TB (9/26)...Active, but did not play vs. Atl (10/3)...Inactive for next 10 games...Played on special teams vs. Det (12/26)...Inactive finale at Rams (1/2)...Drafted by Dallas in seventh round (168th overall).

**COLLEGIATE, PERSONAL:** Ended college career with 261 tackles and seven sacks...Returned two of six interceptions for TDs...Six 10-plus tackle games as senior...16 stops and 74-yard interception vs. SMU earned Player of the Week honors...Started 10 games as junior finishing second with 89 stops despite missing one game with knee injury...Recorded five sacks and 11 tackles-for-loss...Had 13 tackles, two sacks, one tackle-for-loss, forced two fumbles, and one interception vs. Texas A&M...Played in every game as sophomore finishing with 39 stops, one sack, two forced fumbles, and one interception...Played in eight games on special teams as freshman...Redshirted in '88...All-district honors in football and basketball and all-state as pole vaulter at Mt. Pleasant High in Texas...Married (Shawyna)...Daughters (Gia and Bari).

	Minter's Pro Stats						
	Int-Yds	Tkls-Solo	Force Fum	Fum Rec	Pass Def	Sack-Yds	G-GS
1993	0	0-0	0	0	0	0	2-0
1994	0	49-27	0	0	4	0	13-1
Career	0-0	49-27	0	0	4	0-0	15-1
Playoffs	1-7	21-15	1	0	0	0-0	2-0

**Minter's Single Game Highs**  
 Tackles: 15 at Min\* (1/1/95); 9 at GB (12/11/94)  
 Solo: 10 at Min\* (1/1/95); 5 at Ariz (11/27/94)  
 Passes Defended: 4 at Min (12/1/94)  
 \* Playoff game

Answer to trivia question from previous page: 1) Tight end **Danta Whitaker**; 2) Runningback **Darren Lewis**; 3) Right guard **Vernice Smith**.



# TERRY O BEE

# 83

**Wide Receiver**

**5-10 189**

**June 15, 1968**

**Oregon**

**Bears Season: 3rd NFL Season: 3rd**

**Acquired by Bears as free agent in 1993.**

**PRO CAREER:** Missed all of '94 season with broken ankle suffered in training camp...Joined Bears as free agent (4/23/93)...Recommended to Bears by Ron Turner who recruited him out of high school and saw him play in college...Made Chicago roster as punt returner/wide receiver...Had longest offensive play (48-yard catch) and longest scoring play (42 yards) of '93 season...Has spent time on Vikings and Seahawks practice squads.

**1994 SEASON** — Broke left ankle in training camp practice (8/16) and was placed on IR (8/23) for entire season. Surgery (8/23). **Games played-started: 0-0**

**PREVIOUS SEASONS: 1993** — Only Bear to return a punt in '93, averaging 8.3 yards on 35 returns (28-yard long)...Handled kickoff returns first two games for injured Conway...Caught Bears first TD of season, a 2-yard pass from Harbaugh in season opener as time expired in the first half vs. NYG (9/5)...Three KOR for 76 yards and 3 PR for 48 yards at Min (9/12)...Second TD of season came vs. Raid (11/7)...Scored only TD of game on Thanksgiving, a 42-yard pass which was the Bears longest scoring play of the season...Earned start vs. GB (12/5) and responded with biggest day of career: 4-73 including 48-yard catch, longest Bears pass play of season. **1992** — Member of Seattle's practice squad. **1991** — Signed with Minnesota (3/29)...Spent most of season on practice squad...Active for two games...Played in first NFL game vs. GB (12/21) but did not have a catch. **1990** — Spent season on practice squad after signing with Seattle as undrafted free agent.

**COLLEGIATE, PERSONAL:** Four-year letterman...Second-team all-Pac Ten as senior...Holds Oregon record with 123 punt returns and 1,178 yards...Leading receiver each of final three seasons...Had 43 catches and six TDs as senior...Tied Ahmad Rashad's school record with three TDs vs. Arizona...Earned degree in marketing/management...Lettered in baseball, football, and track at Kennedy High in Richmond, CA...Single.

## Obee's Pro Stats

	Rec.	Yds	Avg	LG	TD	PR	Yds	Avg	LG	TD	G-GS
1990 Seattle											
1991 Minnesota	0	0	0	0	0	0	0	0	0	0	2-0
1992 Seattle											
1993 Bears	26	351	13.5	48	3	35	289	8.3	28	0	16-5
1994 Bears											
<b>Career</b>	<b>26</b>	<b>351</b>	<b>13.5</b>	<b>48</b>	<b>3</b>	<b>35</b>	<b>289</b>	<b>8.3</b>	<b>28</b>	<b>0</b>	<b>18-5</b>

Also: 9 KOR for 159 yards, 34-yard long, in 1993.

## Obee's Single Game Highs

Rec.: 4 vs. GB (12/5/93); vs. Det (12/26/93)  
 Rec. yards: 73 vs. GB (12/5/93)  
 Long: 48 vs. GB (12/5/93)  
 KORs: 3 vs. NYG (9/5/93); at Min (9/12/93)  
 Long KOR: 34 at Min (9/12/93)

PR: 4 vs. Den (12/18/93)  
 PR yards: 48 at Min (9/12/93)  
 Long PR: 28 vs. NYG (9/5/93); at Min (9/12/93)  
 KOR yards: 76 at Min (9/12/93)



# TODD PERRY

# 75

**Guard****6-5 310****November 28, 1970****Kentucky****Bears Season: 3rd NFL Season: 3rd*****Acquired by Bears in fourth round of 1993.***

**PRO CAREER:** Four starts in '94 at left guard...Started three and played in 13 games at right guard as rookie.

**1994 SEASON** — Played in 10 of first 11 games (except vs. GB, 10/31) on special teams or in goaline situation as "third tackle"...Saw second-half action at NYJ (9/25) for injured Bortz...Played left guard when Bortz was injured in first quarter at Ariz (11/27)...Started at left guard for final four games of the season and both playoff games. **Games played-started: 15-4**

**PREVIOUS SEASONS: 1993** — Did not play in first two games before contributing on special teams...Started at right guard for injured Wojciechowski on three-game road trip: SD, KC, Det...Drafted in fourth round (97th overall).

**COLLEGIATE, PERSONAL:** Started 37 of 43 games at left guard...Three-time academic all-Southeast conference selection...Started every game as senior at left guard...Led a rushing attack which averaged 172.2 yards per game...First team all-SEC honors by *Football News*; second-team all-league by Associated Press...Played in Japan, Senior, and East-West games...Named "outstanding offensive lineman" by his teammates while starting every game at left guard in junior year...Played in every game, including ten starts, as sophomore...Played in ten games, starting the last six of freshman season...Medical redshirt as true freshman in 1988...All-state honorable mention as junior and senior at North Hardin High in Elizabethtown, KY...Missed eight games as senior with knee injury...Led team to 22-8 record in final three seasons...Member of National Honor Society who served as Special Olympics volunteer and regular visitor to Veterans Administration Hospital...District heavyweight wrestling champion...Biology major...Married (Heidi).

### Perry's Pro Stats

**Games-Starts: 28-7** — 1993 Bears (13-3); 1994 (15-4).

**Playoffs: 2-2**

## NFC CENTRAL STANDINGS

Since the NFC Central division was formed with its present five teams in 1978, the Bears have the best record:

	Overall record in NFL					Record within NFC Central				
	W	L	T	Pct	GB	W	L	T	Pct.	GB
Chicago	152	112	0	.576	—	79	52	0	.603	—
Minnesota	136	127	1	.517	15.5	76	55	1	.580	3
Green Bay	115	145	4	.442	35	66	62	2	.516	11.5
Detroit	112	151	1	.426	39.5	58	75	0	.436	22
Tampa Bay	85	178	1	.323	69.5	47	82	1	.364	31





# CARL SIMPSON

# 98

**Defensive Tackle****6-2 298****April 18, 1970****Florida State****Bears Season: 3rd NFL Season: 3rd*****Acquired by Bears in second round of 1993.***

**PRO CAREER:** Split left defensive tackle position with Al Fontenot in '94 after rotating with Zorich and McMichael as a rookie in '93.

**1994 SEASON** — Started first two games of season and totaled four tackles...Inactive vs. Min (9/18) with sore hip...Played at NYJ (9/25), but did not start...Played three-plus quarters at TB (11/6) when Spellman was ejected...Returned to starting line-up at Mia (11/13) and recorded career-high eight stops, four solo...Six tackles at Min (12/1)...One stop at GB (12/11)...Rotated for Zorich and A.Fontenot vs. Rams (12/18)...Started vs. NE (12/24) and registered three solo stops...Started at tackle and finished with four stops at Min (1/1/95)...Tied for third with seven tackles at SF (1/7/95). **Games played-started: 15-8**

**PREVIOUS SEASONS: 1993** — Played in first two games, inactive for next five, and played in last nine spelling Zorich and McMichael...Blocked first quarter field goal at SD (11/14)...Half-sack at KC (11/21)...Two tackles at Rams (1/2)...Post-season scope on left knee (2/3/94)...Drafted in second round (35th overall).

**COLLEGE CAREER:** Made transitions from tight end to defensive end to defensive tackle...Two-year starter for Seminoles...First-team all-ACC in final season...Led FSU linemen with 65 tackles, nine sacks, and five tackles-for-loss...10-tackles, sack, and one for-loss vs. Miami...Played in all 12 games of junior season finishing with 53 tackles...His 11 sacks were most by a Seminole in 15 years...Eight tackles and three sacks against Miami...Made switch from tight end to defensive end as sophomore and recorded 30 tackles, four fumble recoveries, and 1.5 sacks...Opened season with four-tackles, two solo, one seven-yard sack, a forced fumble, and pass deflection vs. East Carolina...Fumble recovery vs. Miami, sack vs. Florida...Saw limited action as freshman reserve tight end...Did not catch any passes...Redshirted as true freshman in 1988...All-state honorable mention as defensive tackle and tight end at Appling County High in Georgia...Had 19 receptions for 254 yards as senior...Set school mark in shot put...Graduated with degree in criminology; is working on double major in sociology...Aspires to work as FBI agent after football career...Single.

	Simpson's Pro Stats					Sack-Yds	G-GS
	Int-Yds	Tkls-Solo	Force	Fum	Rec		
1993	0	7-2	0	0	0	1	11-0
1994	0	42-21	0	0	0	0	15-8
<b>Career</b>	<b>0-0</b>	<b>49-23</b>	<b>0</b>	<b>0</b>	<b>0</b>	<b>1</b>	<b>26-8</b>
<b>Playoffs</b>	<b>0-0</b>	<b>11-3</b>	<b>0</b>	<b>0</b>	<b>0</b>	<b>0-0</b>	<b>2-2</b>
<b>Simpson's Single Game Highs</b>							
Tackles: 8 at Mia (11/13/94)				Solos: 4 at Mia (11/13/94)			

## ALL TIED UP

The Bears have had 42 ties in their 75-year history; however the last even game was a 13-13 final against the Rams in Week 2 of 1972. Since 1974, when sudden death overtime was introduced, there have been just 13 ties — none by the Bears. The other four NFC Central teams have each had at least one tie led by Green Bay which has had four ties.



# VINSON SMITH

# 55

Linebacker  
6-2 247  
July 3, 1965  
East Carolina

Bears Season: 3rd NFL Season: 8th

*Acquired by Bears in trade with Dallas in 1993.*

**PRO CAREER:** Strong-side LB last two years but will move to weak-side in '95...Spent time with Pittsburgh, Atlanta, and Dallas before joining Chicago in a trade during 1993 training camp.

**1994 SEASON** — Starting strong-side linebacker...Injured knee in Opener and was inactive next two games...Five stops, two solo, and six-yard sack at NYJ (9/25)...Sprained ankle in second quarter vs. Buf (10/2) and was again inactive for two games...Returned to line-up vs. GB (10/31) and had three solos...Ejected in second quarter at TB (11/6) for fighting with Tyji Armstrong...Season-high eight tackles and a forced fumble at Mia (11/13)...Did not start vs. Det (11/20) and at Min (12/1) because Bears opened in nickel package...Seven tackles in finale vs. NE (12/24)...Second with eight stops in playoffs at SF (1/7/95). **Games played-started: 12-10**

**PREVIOUS SEASONS:** **1993** — Obtained in pre-season trade with Minter and draft choice for Roper, Blackwell, and Paul (8/17)...Won starting strong-side linebacker job in Week 2...Played, but did not start or record any tackles, vs. Atl (10/3) or vs. Det (12/26) as Bears opened with six DBs vs. run-and-shoot offenses...Eight stops on Monday night game vs. Min (10/25)...Led team with career-best 13 tackles, eight solo, at TB (12/12)...Recorded 12 stops, including season-high nine solos, in season finale at Rams (1/2). **1992** — Fifth with 69 tackles, fourth with 13 special teams stops...Started first three games at weak-side linebacker, last 13 at strong-side position...Collected first-career sack on first play of season at Wash (9/7)...Game ball for special teams play vs. Phx (9/20) making three kickoff coverage tackles...Season-high 11 tackles vs. Phil (10/5)...Led team with seven stops in playoff win over Phil (1/10/93)...Both fumble recoveries led to TDs. **1991** — Made 12 starts at Will linebacker...Led team with 12 tackles vs. NYG (9/29) and nine vs. Cin (10/13)...Missed three mid-season games with hepatitis (11/3-11/17). **1990** — Signed with Cowboys as Plan B free agent...Recovered second half opening kickoff in season opener vs. SD (9/9)...Substituted at weakside linebacker and collected 22 tackles on special teams...Game ball for special teams play vs. NO (12/2)...Started finale at Atl (12/30) and led team with 11 tackles and a fumble recovery. **1989** — Signed with Pittsburgh as Plan B free agent...Spent entire season on Injured Reserve with foot injury. **1988** — Played in three games...Action was limited with elbow injury which put him on IR...Signed by Falcons as undrafted free agent.

**COLLEGIATE, PERSONAL:** Two-year starter at inside linebacker...Finished college career with 294 tackles, four interceptions, and two fumble recoveries...Led East Carolina with 118 tackles as senior...Team leader in tackles as junior...Spent first two seasons as a defensive lineman...Degree in communications...All-state in football and baseball at North Carolina's Statesville High...Married (Anne)...Daughter (Jayme).

	Smith's Pro Stats						
	Int-Yds	Tkls-Solo	Force Fum	Fum Rec	Pass Def	Sack-Yds	G-GS
1988 Atlanta	0	0	0	0	0	0	3-0
1989 Pittsburgh	Injured Reserve — foot						
1990 Dallas	0	23-15	1	2	0	0	16-1
1991 Dallas	0	71-37	0	0	1	0	13-12
1992 Dallas	0	69-33	0	2	0	1-11	16-13
1993 Bears	0	83-49	0	0	3	0	16-13
1994 Bears	0	48-23	2	0	1	1-6	12-10
<b>Career</b>	<b>0</b>	<b>294-157</b>	<b>3</b>	<b>4</b>	<b>5</b>	<b>2-17</b>	<b>76-49</b>
<b>Playoffs</b>	<b>0-0</b>	<b>33-12</b>	<b>0</b>	<b>0</b>	<b>0</b>	<b>0-0</b>	<b>7-6</b>

**Smith's Single Game Highs**  
 Tackles: 13 at TB (12/12/93)      Solos: 9 at Rams (1/2/94)





# MARCUS SPEARS

# 76

**Guard / Tackle****6-4 300****September 28, 1971****Northwestern State (LA)****Bears Season: 2nd NFL Season: 2nd*****Acquired by Bears in second round of 1994.***

**PRO CAREER:** Inactive every game as rookie...Expected to play guard in 1995.

**1994 SEASON** — Designated "inactive" all 16 games...Back-up tackle on both right and left side...Drafted in second round (39th overall). **Games played-started:** 0-0

**COLLEGIATE, PERSONAL:** Three-year all-conference selection at left tackle...Can also play right tackle and both guard spots...Did not allow a sack in his final two seasons...Unanimous first-team all-American and all-Southland Conference in final season...First Division 1-AA player to earn all-American honors from the Football Writers Association since Jerry Rice of Mississippi Valley in 1985...Paced an offensive line that averaged 177 yards rushing...All-American first-team pick by Kodak and third-team choice by AP; first-team all-SLC choice after junior season...Team averaged 223 yards rushing...Had 65 knockdown blocks as sophomore in first season as starting left tackle...Did not play as freshman in 1990 and was redshirted in '89...Played just one season of high school football at Belaire High in Scotlandville, LA...Biology major who hopes to become a doctor...Given name Marcus Dewayne Spears...Single.

## **Spears' Pro Stats**

**Games-Starts: 0-0 — 1994 (0-0).**

## **40 PASSES vs. 40 RUSHES**

Over the past 12 seasons when the Bears have rushed 40 times, they have won 51 of the 53 contests (6-0 last year) — and have won 35 straight such games. Both losses came in 1984 when the Bears rushed 40 times in 11 of 16 games losing to the Cowboys (9/30) with 47 rushes and to the Packers (12/9) despite 51 carries.

In that same period the Bears have just a 2-10 mark when they attempt 40 passes in a contest. Those games follow:

Date	Opponent	Result	Att	Comp	NetYds	TD	Int
Oct. 16, 1983	@ Detroit	L, 31-17	46	28	309	2	0
Nov. 8, 1987	@ Green Bay	W, 26-24	42	21	247	1	2
Jan. 8, 1989*	San Francisco	L, 28- 3	41	20	176	0	1
Sept. 23, 1991	NY Jets	W, 19-13 OT	42	28	289	1	1
Sept. 29, 1991	@ Buffalo	L, 35-20	42	22	269	0	1
Oct. 6, 1991	Washington	L, 20- 7	41	17	199	0	3
Nov. 24, 1991	Miami	L, 16-13 OT	40	25	204	0	0
Nov. 28, 1991	@ Detroit	L, 16- 6	48	27	231	0	4
Dec. 29, 1991*	Dallas	L, 17-13	45	23	222	1	2
Sept. 13, 1992	@ New Orleans	L, 28- 6	45	25	260	0	2
Nov. 22, 1992	Green Bay	L, 17- 3	41	24	257	0	2
Oct. 23, 1994	at Detroit	L, 21-16	48	29	309	2	3

*In regulation against the Jets the Bears had 31 pass attempts. All 40 passes against Miami were in regulation.*

*\* Playoff game*





# ALONZO SPELLMAN

# 90

**Defensive End**  
**6-4 290**  
**September 27, 1971**  
**Ohio State**

**Bears Season: 4th NFL Season: 4th**  
**Acquired by Bears in first round of 1992.**

**PRO CAREER:** Became starter in 1994 after backing up Richard Dent in first two seasons...Missed just one game in three seasons...13.5 career sacks...Played on all special teams.

**1994 SEASON —** Started every game at right end...Third on team with eight pass break-ups; third on defensive line with 60 tackles...Moved to tackle in nickel defense...Eight-yard sack, 31-yard interception return, and forced fumble at NYJ (9/25)...Eleven-yard fourth quarter sack vs. Buf (10/2)...Two passes defended vs. NO (10/9)...Ejected in first quarter at TB (11/6) for fighting with Paul Gruber...Seven stops at Ariz (11/27)...Half-sack and five stops at Min (12/1)...Seven stops, four solo, and three-yard sack at GB (12/11)...Career-high eight stops, pass defended, four-yard half-sack and blocked field goal vs. Rams (12/18)...Two passes defended and 10-yard sack vs. NE (12/24)...One tackle and one pass defended at Min (1/1/95)...Five tackles, lone Bear sack, and only fumble recovery at SF (1/7/95). **Games played-started: 16-16**

**PREVIOUS SEASONS: 1993 —** Played in every game...Five tackles at Min (9/12) and one-half sack in re-match vs. Min (10/25)...Three solos and one sack vs. Raid (11/7)...Season-high six tackles, five unassisted, and one 12-yard sack at SD (11/14)...Did not practice prior to game at TB (12/12) with injured elbow, and played sparingly, registering one tackle. **1992 —** Had 14-yard sack of Rodney Peete in season opener vs. Det (9/6)...Two tackles, one solo, one pass defended, and one sack vs. TB (10/18)...Missed practice (11/28) and was subsequently inactive at Clev (11/29)...Four tackles and one sack at Det (12/20)...Season-high seven tackles, three solo, and one sack at Dal (12/27)...Drafted as junior in first round (22nd overall).

**COLLEGIATE, PERSONAL:** Three-year starter at OSU...First-team all-Big Ten by AP and Buckeyes' Most Valuable Player as junior...Started nine games, missing two due to academic problems...Three sacks and nine tackles-for-losses...Also knocked down three passes and forced a fumble...Season-high eight tackles vs. Arizona and Indiana...Roomed with Raymont Harris, Bears' fourth-round pick in '93...First-team all-Big Ten as sophomore...Rated second best defensive end by *Sporting News*...Career-best 52 tackles, including two sacks and nine tackles-for-loss...Best outing was eight tackles, sack, two tackles-for-loss and pass deflection in win over Minnesota...One of top freshman in country, earning all-Big Ten honorable mention...Emerges as starter at outside linebacker prior to Big Ten season and tied for team lead with four sacks...Led squad with 10 tackles-for-loss...Had 11 stops, sack, and two tackles-for-loss in 35-31 win over Indiana...Moved to defensive end in spring practice prior to sophomore season...*USA Today* first-team all-America and New Jersey Player of Year as senior at Rancocas Valley (NJ) High, same school as Franco Harris...Registered 104 tackles and 14 sacks as senior...Led team to state title as junior...Led school's basketball team to 24-3 record as senior averaging 17 points and 22 rebounds...Works closely with children charities...United Way spokesman...Business major...Single.

Spellman's Pro Stats

	Int-Yds	Tkls-Solo	Force	Fum Rec	Pass Def	Sack-Yds	G-GS
1992	0	30-15	0	0	1	4-26	15-0
1993	0	28-15	0	0	0	2.5-14	16-0
1994	1-31	60-35	1	0	8	7-49	16-16
<b>Career</b>	<b>1-31</b>	<b>118-65</b>	<b>1</b>	<b>0</b>	<b>9</b>	<b>13.5-89</b>	<b>47-16</b>
<b>Playoffs</b>	<b>0-0</b>	<b>6-2</b>	<b>0</b>	<b>1</b>	<b>1</b>	<b>1-5</b>	<b>2-2</b>

Spellman's Single Game Highs

Tackles: 8 vs. Rams (12/18/94)

Solo: 5 at SD (11/14/93)



# JOHN THIERRY

# 94

**Defensive End****6-4 260****September 4, 1971****Alcorn State (MS)****Bears Season: 2nd NFL Season: 2nd*****Acquired by Bears in first round of 1994.***

**PRO CAREER:** Back-end to Armstrong and Spellman...Played nickel downs as Spellman moved inside to tackle position...Made transition from stand-up linebacker in college to defensive end in pros.

**1994 SEASON** — Played right end in nickel defense and participated on special teams...Three tackles, two solo, one pass defended, and one kickoff recovery (a return for no yards) vs. Min (9/18)...Started for injured Armstrong at Mia (11/13) and had three solo stops...Rotated at end on defense and participated on most special teams in both playoff games...Drafted in first round (11th overall). **Games played-started:** 16-1

**COLLEGIATE, PERSONAL:** Two-year starter at outside linebacker/standup end who totaled 13 sacks, 22 tackles-for-losses, and 64 quarterback hurries...Runs a 4.5 40-yard dash...Performed on school's track team as sprinter and handled shot put, discus, and javelin...First Alcorn State product drafted by Bears and first 1st-round pick from a I-AA school since Walter Payton in 1975...First-team all-American and all-Southwestern Athletic Conference selection as senior...Played strongside linebacker where he led club with nine sacks and 15 tackles-for-loss...Second on team with 119 tackles (81 solo)...Top games included 12 tackles and three sacks vs. Howard; 15 tackles and three sacks vs. Sam Houston State...Season-high 20 stops vs. Mississippi Valley...First-team all-conference as strongside linebacker in junior campaign...Had 31 QB hurries and team-high four fumble recoveries and three forced fumbles...Also had four sacks and six tackles-for-loss...Saw limited action in sophomore year in first season on defense...Lettered as a freshman reserve tight end...Moved to defense after spring drills...Redshirted as true freshman in 1989...Lettered in track and football at Plaisance (LA) High...Pre-pharmacy major who aspires to attend medical school...Given name John Fitzgerald Thierry...Single.

	Int-Yds	Tkl-Solo	Thierry's Pro Stats		Pass Def	Sack-Yds	G-GS
			Force Fum	Fum Rec			
1994	0	10-7	0	0	2	0	16-1
Career	0-0	10-7	0	0	2	0-0	16-1
Also: 1 KOR for 0 yards in 1994.							
Playoffs	0-0	2-0	0	0	0	0-0	2-0
Thierry's Single Game Highs							
Tackles: 3 vs. Min (9/18/94); at Mia (11/13/94) Solo: 3 at Mia (11/13/94)							





# DARRELL THOMPSON

# 33

**Runningback**  
**6-1 225**  
**November 23, 1967**  
**Minnesota**

**Bears Season: 1st NFL Season: 6th**

**Acquired by Bears as free agent in 1995.**

**PRO CAREER:** Obtained by the Bears 3/28/95 as unrestricted free agent from Green Bay...Has two career 100-yard games.

**1994 SEASON** — Played in eight games after joining the club in mid-training camp (8/22)...Played in first four games, carrying just twice vs. TB (9/25)...Waived (9/27) and re-signed (11/9)...Played in four games returning two kickoffs at Buf (11/20) and at Dal (11/24)...Waived (12/6) and sat out final three weeks...Re-signed (1/3/95) and played in both playoff contests. **Games played-started: 8-0**

**PREVIOUS SEASONS: 1993** — Top pro season statistically with 654 yards rushing which led team...Became starter in Week 6 at TB and responded with career-high 105 yards on 21 carries...Scored TD and gained 68 yards on 14 carries vs. Chi (10/31)...Second 100-yard game came vs. Raid (12/26) on 21-101 effort...Caught three passes for 23 yards in finale vs. Det (12/94)...Gained 41 yards rushing and 3-32 receiving in playoff win at Det (1/8)...Had 7-28 rushing and 3-54 receiving in loss to Dal (1/16). **1992** — Injured quad in pre-season scrimmage and spent first six weeks on IR...Played at Clev (10/18) but re-injured leg and missed next two games...Returned vs. Phil (11/15) and carried 15 times for 72 yards and caught a three-yard TD pass, but suffered ankle injury and missed next two games...Started vs. Det (12/6) and rushed 18 times for season-high 84 yards and 1 TD...Rushed season-high 19 times in finale vs. Rams (12/20). **1991** — Won starting job in training camp and led Packers in rushing with 471 yards on 141 carries (15th in NFC)...Gained 93 yards including 40-yard TD at Atl (12/1)...Sprained left knee vs. TB (9/15) and placed on IR for three games...Gained 60 yards on 13 carries and four KOR for 78 yards vs. Buf (11/10). **1990** — Played in all 16 games as back-up fullback...Second with 264 yards and 1 TD on 76 attempts...Led team with 59 yards on 10 carries vs. TB (11/25) including 37-yarder (longest Packers run of year)...Returned KOR 76-yards for TD vs. Det (12/22)...Season-high 63 yards on six carries in finale at Den (12/30)...Drafted by Green Bay in first round (19th overall).

**COLLEGIATE, PERSONAL:** Four-year starter at Minnesota finishing as Golden Gophers' all-time leading rusher with 4,518 yards on 911 attempts (5.0 avg.) and 40 TDs...Gained 1,139 yards as team captain in senior...Missed part of junior year with leg injury, but still accumulated 947 yards...201 yards vs. Michigan as sophomore including 98-yard sprint for longest run in conference history...Came off the bench in first collegiate game in 1986 to score four second-half TDs...School record with 1,240 yards as freshman...First player in Big Ten history to surpass 1,000 yards in first two years...Gained 1,000 yards and scored 102 points as senior at John Marshall High...Anchored 1985 Minnesota state championship mile relay team...Center and forward for basketball team...Involved with DARE, Toys for Tots, and the American Lung Association...Father, George, was on basketball and track team at Washington University in St. Louis while mother, Marsie, played basketball at Alcorn State...Sociology major...Married (Stephanie)...Daughter (Dominique).

	Thompson's Pro Stats															
	Rush	Yds	Avg	LG	TD	Rec	Yds	Avg	LG	TD	KOR	Yds	Avg	LG	TD	G-GS
1990 GB	76	264	3.5	37	1	3	1	3	1	0	3	103	34.3	76	1	16-0
1991 GB	141	471	3.3	40	1	7	71	10.1	18	0	7	127	18.1	30	0	13-13
1992 GB	76	254	3.3	33	2	13	129	9.9	43	1	0	0	0.0	0	0	7-4
1993 GB	169	654	3.9	60	3	18	129	7.2	34	0	9	171	19.0	42	0	16-11
1994 GB	2	-2	-1.0	2	0	0	0	0.0	0	0	4	67	16.8	19	0	8-0
Career	464	1,641	3.5	60	7	41	330	8.0	43	1	23	468	20.3	76	1	60-28

#### Thompson's Single Game Highs

Rushes: 21 at TB (10/24/93); vs Raid (12/26/93)      Receiving: 4 at Min (12/27/92)  
 Yards rushing: 105 at TB (10/24/93)      Yards receiving: 48 vs. Rams (12/20/92)  
 Long rush: 60 vs. Raid (12/26/93)      Long reception: 43 vs. Rams (12/20/92)





# LEWIS TILLMAN

# 27

Runningback

6-0 204

April 16, 1966

Jackson State (MS)

Bears Season: 2nd NFL Season: 7th

*Acquired by Bears as unrestricted free agent in 1994.*

**PRO CAREER:** Bears leading rusher in '94...Signed with Chicago as unrestricted free agent (4/5/94)...Played in every game of his NFL career since being drafted in 1989 (96 regular season, 8 post-season)...Two career 100-yard games in '93 with the Giants and two with Bears in '94.

**1994 SEASON —** His 899 yards were most by a Bear back since Neal Anderson in 1990 (1,078)...His 275 carries were 10th in the league and most by a Bear since Payton in 1986 (321)...Carried 19 times for 62 yards and one TD in Opener vs. TB (9/4)...Two TDs and 96 yards on career-high 32 carries at NYJ (9/25)...23-for-100 and season-long 25-yarder for TD along with five receptions for 38 yards vs. NO (10/9)...Career-long 39-yard reception at TB (11/6)...Tied career-high with 32 carries for season-best 126 yards and one TD with career-high six receptions for 34 yards...Did not start at Min (12/1) as Bears opened in three-wide receiver formation...Opened playoff scoring with one-yard TD in second quarter at Min (1/1/95). Finished with 11 carries for 19 yards and one seven-yard catch...One-yard TD at SF (1/7/95). Did not start as Bears opened in two-TE set. **Games played-started:** 16-15

**PREVIOUS SEASONS: 1993 —** Special teams captain at Chi (9/5)...Entered game for injured Rodney Hampton at Buf (10/3) and gained 55 yards on seven carries...Started next six weeks for Hampton...Responded with first 100-yard game (104 yards) on career-high 29 rushes at Wash (10/10) in first start of season...Exploded for 169 yards and two TDs on 20 carries next week vs. Phil (10/17) in eighth-best rushing effort in Giant history...Caught only pass of season, career-long 21-yarder, at Dal (11/7) along with 19-82 rushing...Bruised foot/ankle vs. Wash (11/14) and carried just seven times for 37 yards...Started with Hampton at Phil (11/21) rushing twice for five yards...Returned to back-up/special teams duties for remainder season, starting only vs. Ind (12/12). **1992 —** Just six carries and only one reception...Saw majority of action on special teams where he made 10 tackles. **1991 —** Second with 287 yards on 65 carries...Started season opener vs. SF (9/2)...Rushed for 90 yards vs. Clev (9/22) on 14 carries...Gained 63 yards vs. Dal (11/17)...Scored on reverse vs. Hou (12/21)...Had 11 tackles, forced one fumble, and recovered another on special teams. **1990 —** First pro start came in season opener vs. Phil (9/9)...Gained 71 yards at Dal (9/16)...Scored first NFL TD at Rams (11/11)...Started vs. Buf (12/15)...Carried nine times for 31 yards in Second Round win vs. Chi (1/13/91)...Four special teams tackles in post-season run to Super Bowl XXV win. **1989 —** Giants' second leading rusher despite never starting...Top game was 13 for 68 yards vs. Sea (11/19)...Three special teams tackles and forced fumble which set up go-ahead TD in win vs. Min (10/30)...Drafted in fourth round by New York Giants (93rd overall).

**COLLEGIATE, PERSONAL:** Two-time all-American Division I-AA running back at Jackson State where he broke Payton's school rushing mark with 3,989 yards on 830 carries (4.8 avg.)...Won Jake Gaither Award as the Black College Player of the Year after senior season...MVP of Blue-Gray and East-West all-star games...Gained 135 yards on 18 carries in first varsity game as freshman...Football, basketball, and track star at Hazelhurst High in Miss...Honored as Hazelhurst's Man of the Year with a parade in honor of Lewis Tillman Day following college career...Graduated with business management degree and 3.1 GPA...Married (Kathy)...Daughter (Tricia).

# LEWIS TILLMAN

## Tillman's Pro Stats

	Rush	Yds	Avg	Lg	TD	Rec	Yds	Avg	Lg	TD	G-GS
1989 NY Giants	79	290	3.7	19	0	1	9	9.0	9	0	16-0
1990 NY Giants	84	231	2.8	17	1	8	18	2.3	16	0	16-2
1991 NY Giants	65	287	4.4	17	1	5	30	6.0	12	0	16-1
1992 NY Giants	6	13	2.2	6	0	1	15	15.0	15	0	16-0
1993 NY Giants	121	585	4.8	58	3	1	21	21.0	21	0	16-7
1994 Bears	275	899	3.3	25	7	27	222	8.2	39	0	16-15
<b>Career</b>	<b>630</b>	<b>2,305</b>	<b>3.7</b>	<b>58</b>	<b>12</b>	<b>43</b>	<b>315</b>	<b>7.3</b>	<b>39</b>	<b>0</b>	<b>96-25</b>

Also: 2 KOR for 29 yards in 1991.

## Playoffs

<b>Career</b>	<b>39</b>	<b>87</b>	<b>2.2</b>	<b>12</b>	<b>2</b>	<b>3</b>	<b>25</b>	<b>8.3</b>	<b>14</b>	<b>0</b>	<b>8-2</b>
---------------	-----------	-----------	------------	-----------	----------	----------	-----------	------------	-----------	----------	------------

## Tillman's Single Game Highs

Rushes: 32 at NYJ (9/25/94); vs Det (11/20/94)

Rush yards: 169 at Phil (10/17/93)

Long rush: 58 at Phil (10/17/93)

TDs rushing: 2 at Phil (10/17/93); at NYJ (9/25/94)

Receptions: 6 vs. Det (11/20/94)

Receiving yards: 49 at TB (11/6/94)

Long receiving: 39 at TB (11/6/94)



# MICHAEL TIMPSON

# 86

**Wide Receiver**

**5-10 180**

**June 6, 1967**

**Penn State**

**Bears Season: 1st NFL Season: 7th**

*Acquired by Bears as restricted free agent in 1995.*

**PRO CAREER:** Obtained by Bears 3/15/95 as a restricted free agent from New England...Ranked fifth in New England history with 172 career receptions and 12th with 2,472 receiving yards...Has missed just one game the past four seasons...Four career 100-yard games.

**1994 SEASON** — Set personal highs with 74 receptions, 941 yards, and three TDs. His receptions and yards were second on New England only to Pro Bowl tight end Ben Coates...Caught a TD in first three games which extended his streak with a score to five games (including final two games of '93)... Set career-highs with 10 receptions at Cin (9/18) and season-high 125 yards...Tied career-best with 10 receptions vs. Min (11/13) and finished with 113 yards for fourth career 100-yard game...Inactive vs. NYJ (12/11)...Led team with 71 yards on four catches at Ind (12/11) and had season-long 37-yarder...Caught two passes for 20 yards in playoff loss at Clev (1/1/95). **Games played-started: 15-14**

**PREVIOUS SEASONS: 1993** — Started seven of final eight games and finished third on team with 42 receptions for 654 yards and two TDs...Season-high five receptions in three games: at NYJ



# MICHAEL TIMPSON

(9/26), vs. Hou (10/17); and at Mia (11/21)...Four-for-97 at Pit (12/5)...Grabbed 30-yard TD vs. Ind (12/26) and 36-yarder in overtime in season finale vs. Mia (1/3/94). **1992** — Played in every game starting two...Fourth with 26 receptions...Returned eight punts for 47 yards and two kickoffs for 28 yards...Season-best six catches for 74 yards at Mia (10/18). **1991** — Caught 10 passes in first 13 weeks and 15 passes in final three games to finishes fourth with 421 yards and two TDs on 25 catches...First pro TD was 45-yard game-winning grab in OT vs. Ind (12/8)...Made first NFL start following week at NYJ (12/15) for injured Greg McMurtry, and had five receptions for 63 yards...Set career highs in finale at Cin with 150 yards on seven receptions including a 60-yard score. **1990** — Dislocated finger in training camp and spent first 11 games on Injured Reserve...Caught two passes for 52 yards vs. KC (12/2). **1989** — Injured left hamstring in training camp and spent first two months on IR...Returned for two games before suffering torn cartilage in left knee during practice (11/15) and returned to IR for remainder of season...Drafted by New England in fourth round (100th overall).

**COLLEGIATE, PERSONAL:** Started 10 of 11 games and led Penn State with 22 catches for 342 yards and two TDs as senior. Averaged 10.1 yards on 16 punt returns including 64-yard TD...Started four games, playing in 11, in 1987 junior campaign...Finished third with 19 receptions for 296 yards (15.6 avg.) and rushed three times for 39 yards...Had 63-yard scoring punt return over Bowling Green...Season-best 81 yards on four catches vs. Clemson in Citrus Bowl...Received medical redshirt in 1986 injuring hamstring in pre-season and shoulder in Game 4...Caught 12 passes for 208 yards as freshman...Member of track team who competed in 1988 Olympic Trials in 200-meter dash...Set school record in six sprinting categories including 60-meter sprint...Captain and MVP in both football and track as senior at Miami Lakes High School in Hialeah, FL...Played RB, WR, DB, and QB...Became first athlete to win four track events at state track meet...Earned degree in telecommunications...Worked as intern at WRX-radio during '92 off-season...Given name Michael Dwain Timpson...Married (Edwena)...Daughter (Gabrielle Nicole).

**Timpson's Pro Stats**

	Rec.	Yds	Avg	LG	TD	KOR	Yds	Avg	LG	TD	G-GS
1989 New England	0	0	0.0	0	0	2	13	6.5	13	0	2-0
1990 New England	5	91	18.2	42	0	3	62	20.7	26	0	5-0
1991 New England	25	471	18.8	60	2	2	37	18.5	21	0	16-2
1992 New England	26	315	12.1	25	1	2	28	14.0	28	0	16-2
1993 New England	42	654	15.6	48	2	0	0	0.0	0	0	16-7
1994 New England	74	941	12.7	37	3	1	28	28.0	28	0	15-14
<b>Total</b>	<b>172</b>	<b>2,472</b>	<b>14.4</b>	<b>60</b>	<b>8</b>	<b>10</b>	<b>168</b>	<b>16.8</b>	<b>28</b>	<b>0</b>	<b>70-25</b>

Also: 1 rush for -4 yards in 1991. 8-47 PR in '92; 2 rushes for 14 yards (10-yard long) in 1994.

<b>Playoffs</b>	<b>2</b>	<b>20</b>	<b>10.0</b>	<b>13</b>	<b>0</b>	<b>1-1</b>
-----------------	----------	-----------	-------------	-----------	----------	------------

**Timpson's Single Game Highs**

Receptions: 10 at Cin (9/18/94); vs. Min (11/13/94)

Yards: 150 at Cin (12/22/91)

Long: 60 at Cin (12/22/91)

## SAVING THE TDs FOR CHICAGO

When Jeff Graham was traded to the Bears, he brought with him a 82-catch string without a score. The string was increased to 102 before Graham caught the game-winner against the Saints. He finished the season with a team-high four touchdown catches.

Michael Timpson, a restricted free agent wideout who signed with the Bears this off-season, tallied three TDs last year for New England, but none in his last 54 receptions.





# STEVE WALSH

# 4

**Quarterback****6-3 205****December 1, 1966****Miami - Florida****Bears Season: 2nd NFL Season: 7th*****Acquired by Bears as free agent in 1994.***

**PRO CAREER:** Led Bears in all passing categories in '94 after starting 11 games and both playoff contests...Signed with Chicago as unrestricted free agent (4/26/94)...Fifth on Saints' all-time list with 3,879 yards...Career record of 19-16 as starter (8-3 in '94 regular season); 1-2 in post-season (1-1 in '94).

**1994 SEASON** — Earned first start of season in Week 4 at NYJ (9/25) for injured Kramer...Was not sacked vs. NO (10/9) becoming first Bear QB in 36 games *not* sacked...Went 16 straight quarters, 124 attempts, and 2:17:12 time of possession without being sacked (from halftime at Buf through first quarter vs. Det)...Rushed for first pro TD, 1-yard run, vs. Buf (10/2)...Defeated former team (vs. NO, 10/9) with 16 of 26 for 174 and one TD. Finished game with nine-straight completions...Did not play at Det (10/23)...Entered game in second half vs. GB (10/31)...Given starting nod at TB (11/6) and completed 19 of 32 for 205 yards and 2 TDs...Won in college town with 18 of 27 for 188 at Mia (11/13)...Season-high 25 completions on 31 attempts for 185 yards vs. Det (11/20)...Season-high 33 attempts for 24 completions and 233 yards and two TDs in OT loss at Min (12/1), his hometown where he was all-state high school QB...His 12-yard scramble for a first down vs. NE (12/24) was longest run by a Bear QB in '94...Won first post-season game with 15-23-221, 2 TDs, and 1 int at Min (1/1/95). Rushed five times for five yards...Played first half at SF (1/7/95) completing 10 of 19...In eight pre-season quarters completed 45 of 68 for 478 yards, four TDs, two ints, never sacked, 93.9 QB rating. **Games played-started:** 12-11

**PREVIOUS SEASONS: 1993** — Designated third quarterback for first 14 games...Replaced starter Mike Buck in second half at Phil (12/26) and completed five of 11 for 78 yards and two ints...Started season finale vs. Cin (1/2/94) and connected on 15 of 27 for 193 yards with two TDs and one int. Also had 54-yard toss to Eric Martin was longest scoring pass of his career. **1992** — Did not see any regular season game action...Designated third quarterback for 14 games; dressed, but did not play in two. **1991** — Subbed for injured Hebert in first half at Phil (10/13) and led Saints to win with 8 of 17 for 96 yards and one TD...Started and won following week vs. TB (10/20)...Career-high 317 yards on 25 of 42 and 2 TDs at SF (12/1)...Season-best 66.7% passing with career-high 26 completions at Dal (12/8)...Threw a TD in seven of eight starts. **1990** — Traded to Saints from Cowboys (9/25) for first- and third-round picks in '91 and second-round pick in '92...Played in one game with Dallas before coming to New Orleans...Relieved Fourcade vs. Clev (10/14) leading Saints to win with 15 of 26 for 243 yards and three TDs...Started following week at Hou and hit 22 of 39 for 292 yards...Set personal-best with 70.4% completion mark (19 of 27) vs. Det (10/28)...Led Saints to playoffs, losing in first round at Chi (1/6/91) completing 6 of 16 for 74 yards and 1 int. **1989** — Played in eight games, starting five for injured Aikman...Started in only Dallas win of year, 13-3 at Wash (11/5) completing 10 of 30 for 142 yards...Top game of year came vs. SF (10/15) completing 23 of 36 for 294 yards and TD...Tied Dallas record with 49 attempts vs. Phx (10/29)...First pro TD was 27-yard toss to Herschel Walker vs. NYG (10/1)...Drafted in first round of supplemental draft by Cowboys (7/7/89).

**COLLEGIATE, PERSONAL:** Two-year starter for Miami (1987-88) compiling 23-1 record as starter...Led Hurricanes to 12-0 and national championship in 1987...Completed 410 of 690 for 5,369 and 48 TDs...First-team all-America by AP, ESPN, and Football Writers Association in senior season...Minneapolis-St. Paul Metro Football Player of the Year in '84...Football, basketball, and

# STEVE WALSH

baseball star at Cretin High in St. Paul, MN...USA Today prep Academic all-America...Earned degree in finance...Brother (Chris) is junior quarterback who transferred to Minnesota after spending the past two years at Miami...Given name (Stephen John Walsh)...Married (Lara)...Daughter (Haile).

Walsh's Pro Stats																
	Att	Cmp	Yds	Pct	Lg	TD	Int	Rating	Rush	Yds	Avg	Lg	TD	G-GS		
1989 Dal	219	110	1,371	50.2	46	5	9	60.5	6	16	2.7	14	0	8-5		
1990 Dal	9	4	40	44.4	20	0	0	57.6	1	0	0.0	0	0	1-0		
NO	327	175	1,970	53.5	58	12	13	67.5	19	25	1.3	18	0	12-11		
1991 NO	255	141	1,638	55.3	41	11	6	79.5	8	0	0.0	3	0	8-7		
1992 NO	0	0	0	0.0	0	0	0	0.0	0	0	0.0	0	0	0-0		
1993 NO	38	20	271	52.7	54	2	3	60.3	4	-4	-1.0	-1	0	2-1		
1994 Bears	343	208	2,078	60.6	50	10	8	77.9	30	4	0.1	12	1	12-11		
Career	1,191	658	7,368	55.2	58	40	39	71.5	68	41	0.6	18	1	43-35		
Playoffs	58	31	373	53.4	52	2	4	56.2	6	5	0.8	5	0	3-3		

## Walsh's Single Game Highs

Attempts: 49 at Phx (10/29/89)

Yards Passing: 317 at SF (12/1/91)

Interceptions: 3 vs. Det (10/28/90)

Completions: 26 at Dal (12/8/91)

TDs: 3 vs. Clev (10/14/90)

Long Pass: 58 vs. Clev (10/14/90)

## FINAL SPECIAL TEAMS TACKLES

	Tackles	In-20	Other		Tackles	In-20	Other
Douglass	18	2	MR (vs. Buf)	Ireland	1		
Mangum	14		OKR (vs. Det)	Leeuwenburg	1		FF (vs. Rams)
Green	9		FR (vs Rams)	Woolford	1		
Baker	9	2		Wetnight	1		
Flanigan	7		FF (at Min)	A.Fontenot	1		BFG (vs. NO & GB)
Christian	6	1	FF (at NYJ)	Armstrong			BFG (vs. NO)
Cox	6		FF (at Det)	Williams			BFG (at Mia)
Minter	6	1	FR (at Min)	Spellman			BFG (vs. Rams)
Thierry	5	1		Cook			FR (at GB)
Smith	4		FF (vs. Rams)	Jones			FR (at Mia)
Carter	4						
Cain	4						
Miniefield	3		FR (at Det)				
Carrier	3						
Johnson	2						
Gedney	1						
Harris	1		FR (at NYJ)				
Gardocki	1						

Key: FF = Forced fumble PD = Punt deflected  
 FR = Fumble recovered BP = Blocked punt  
 MR = Muff recovery  
 BFG = Blocked field goal  
 BEX = Blocked extra point  
 BPR = Blocked punt recovery  
 OKR = Onside kick recovery





# RYAN WETNIGHT

# 89

**Tight End**  
**6-2 240**  
**November 5, 1970**  
**Stanford**

**Bears Season: 3rd NFL Season: 3rd**

***Acquired by Bears as undrafted free agent in 1993.***

**PRO CAREER:** Has played in 21 games the past two years as the third tight end.

**1994 SEASON** — Inactive four of first five games...Waived (10/7) so Bears could activate back-up linebacker vs. NO (10/9)...Re-signed (10/10)...Made first catch of season vs. GB (10/31)...Caught only TD of season, a one-handed catch of tipped pass while lying on his back, at Ariz (11/27)...Played in passing situations and on special teams at Min (1/1/95)...Started as Bears opened in two-tight end set and tied for team lead with five catches in playoff game at SF (1/7/95).  
**Games played-started: 11-0**

**PREVIOUS SEASONS: 1993** — Made first pro catch in Week 2 at Min (9/12)...Caught 25-yard TD following week vs. TB (9/26)...Waived (10/8) and re-signed to practice squad (10/11)...Signed to active squad 10/29 and made two catches at GB (10/31)...Inactive for three-game road trip...Started vs. GB (12/5) as Bears opened in two-tight end set...Two receptions for 16 yards at TB (12/12) and one catch in each of next two games...Inactive for finale at Rams (1/2/94)...Originally signed as undrafted free agent.

**COLLEGIATE, PERSONAL** — Honorable mention all-Pac Ten catching 31 passes for 384 yards...Started all 13 games despite mid-season ankle injury...Had 54 yards on four grabs in season opener vs. Texas A & M...Set season-highs in Blockbuster Bowl with 71 yards and one TD on five receptions...Opened four games as junior before ankle injury limited playing time...Had eight receptions for 74 yards in first two games...Lone college TD was four-yard catch in season finale vs. Cal...Transferred to Stanford in January, 1991, and competed in spring drills...First-team all-American from Fresno City College where he caught 42 passes for 787 yards...Offensive MVP of 1990 Dairy Bowl...Caught 25 passes for 456 yards as freshman...All-league performer at Fresno's Hoover High...Single.

**Wetnight's Pro Stats**

	Rec.	Yds	Avg	LG	TD	G-GS
1993	9	93	10.3	25	1	10-1
1994	11	104	9.5	19	1	11-0
<b>Career</b>	<b>20</b>	<b>197</b>	<b>9.9</b>	<b>25</b>	<b>2</b>	<b>21-1</b>

**Wetnight's Single Game Highs**

Receptions: 2 (7 times)

Rec. yards: 25 vs. TB (9/26/93); at TB (11/6/94)

## TIGHT END RECEPTIONS

Bear tight ends of Chris Gedney, Keith Jennings, Ryan Wetnight, and Marv Cook combined for 56 catches for 548 yards and eight scores in 1994. The eight touchdowns tied with the Giants for the most any NFL team received from the tight end position.

Entering the 1994 season, Chicago had just one TD catch in each of the previous three seasons and had totalled nine over the past five seasons.

When Chris Gedney had two scoring grabs in the Opeener, it marked the first time since 1975 that a Bear tight end had two TDs in a game.

Last year both Gedney and Jennings had three TD catches. A Bear tight end has not had four scores in a season since 1964 when Mike Ditka had five touchdowns.





# JAMES WILLIAMS

# 71

**Tackle**

**6-7 335**

**March 29, 1967**

**Cheyney State (PA)**

**Bears Season: 5th NFL Season: 5th**

*Acquired by Bears as undrafted free agent in 1991.*

**PRO CAREER:** Became full-time starter in '94 training camp...Made move to offensive line midway through 1992 season...Used sparingly on special teams and as reserve defensive tackle first two seasons...One of two undrafted free agents (John Hardy) to make club in 1991.

**1994 SEASON** — Started 15 games at right tackle, missing first play at Mia (11/13)...Missed second quarter at Phil (9/12) with twisted right knee...Blocked third quarter field goal vs. NO (10/9)...Deflected field goal on game's final play to preserve a Bears' 17-14 win at Mia (11/13)...Post-season left knee surgery (1/13). **Games played-started:** 16-15

**PREVIOUS SEASONS: 1993** — Played in first three games seeing action in final three quarters vs. TB (9/26) for injured Van Hone...Active, but did not play vs. Atl (10/3)...Inactive for final 12 games. **1992** — Saw action on special teams in opener...Inactive for next eight weeks before making one tackle at TB (11/15)...Moved to offensive line (11/18)...Saw limited action at right tackle in three of Bears' last four games. **1991** — Used as sub to spell McMichael and Perry...Inactive in first and fourth weeks...Blocked field goal at Buffalo...Responsible for the "push" on Perry's game-saving field goal block vs. NYG (9/15)...Saw most playing time while rotating with Ryan when Armstrong was injured (Weeks 4-9)...Recorded three solo tackles in Week 5 at Buf (9/29)...Three tackles vs. Wash (10/6) and two tackles, including first pro sack at GB (10/17)...Career-high four stops, three solo, at NO (10/27)...Signed as undrafted free agent.

**COLLEGIATE, PERSONAL:** Four-year all-Penn State Athletic Conference...Team went 0-11 in '90...Finished with 342 tackles, 235 solo, and 37.5 sacks...Had 92 stops and seven tackles-for-loss as senior...Also, nine passes defended, four forced fumbles, and two recovered fumbles...First-team Black College all-American with season-high 103 stops, 69 solos, and 15 sacks as junior...11 sacks in 1988 along with 76 tackles...PSAC Rookie of the Year as freshman in '87...Graduated from Allerdice High (PA)...Given name James Otis Williams...Single.

	Williams' Pro Stats						
	Int-Yds	Tkls-Solo	Force	Fum	Fum Rec	Pass Def	Sack-Yds
1991	0	17-8	0	0	0	0	1-4
1992	0	1-1	0	0	0	0	0
1993		(Offensive Lineman)					3-0
1994		(Offensive Lineman)					16-15
<b>Career</b>	<b>0-0</b>	<b>18-9</b>	<b>0</b>	<b>0</b>	<b>0</b>	<b>0</b>	<b>1-4</b>
<b>Playoffs</b>	<b>0</b>	<b>3-1</b>	<b>0</b>	<b>0</b>	<b>0</b>	<b>0</b>	<b>0-0</b>
<b>Williams' Single Game Highs</b>							
Tackles: 4 at NO (10/27/91)				Solos: 3 at Buf (9/29/91); at NO (10/27/91)			



# DONNELL WOOLFORD

# 21

Cornerback  
5-9 188  
January 6, 1966  
Clemson

Bears Season: 7th NFL Season: 7th

*Acquired by Bears in first round of 1989.*

**PRO CAREER:** Bears active leader with 22 interceptions which ties for ninth in club history...His 61 consecutive starts are most by any active Bears...Has started every game last three seasons after missing eight games due to six different injuries in first three years...Bears' top corner who draws the task of covering opponent's top receiver...Voted to Pro Bowl after '93 season.

**1994 SEASON** — Second-team all-NFC by UPI and a member of the all-Madden team...Started all 16 games for third straight year...Led club with 21 pass deflections...Suffered concussion in second quarter at Phil (9/12) and did not return to game...Season-high eight tackles, seven solo vs. Min (9/18)...Forced fumble and seven tackles vs. NO (10/9)...Returned kickoff 28 yards on a reverse vs. GB (10/31)...Four passes defended and four solo stops at TB (11/6)...Five solos and 25-yard interception return at Mia (11/13). Fumble at end of return was recovered by Dolphins...Interceptions in back-to-back games at Ariz (11/27) and at Min (12/1)...Two passes defended and three solo stops vs. Rams (12/18)...Two solo stops, two passes defended, and one forced fumble at Min (1/1/95)...Four stops and pass defended at SF (1/7/95)...Post-season right knee surgery (1/13). **Games played-started:** 16-16

**PREVIOUS SEASONS: 1993** — Fifth on club with career-best 101 tackles...Led club with 22 passes defended...Four passes defended and 18-yard interception vs. Atl (10/3)...Game ball at SD (11/14) for four passes defended and six tackles...Led team in tackles at Det (11/25) with 11 solo stops and again the following week vs. GB (12/5) with season-high 12 tackles, 10 solo...Second interception at TB (12/12). **1992** — Led team with seven interceptions and 27 passes defended...Tied for fourth with 94 tackles (first among DBs)...Used sparingly as punt returner (12 for 127 yards, 36 long)...Eleven tackles, eight solo vs. TB (10/18)...18 passes defended in final five games...Four passes defended, four tackles, 19-yard interception, and three punt returns for 60 yards including career-long 36-yarder vs. Pit (12/13)...First-ever two-interception game at Det (12/20)...Career-high six passes defended and career-long 32-yard interception return at Dal (12/27)...Four interceptions in final three games of '92. **1991** — Second with 19 passes defended...Seven tackles, five solo, and 16-yard interception in season opener vs. Min (9/1)...Pulled right hamstring following week and was inactive vs. NYG (9/15)...Returned vs. NYJ to record two passes defended and career-highs in tackles (13) and solo stops (nine) in game ball performance...Returned fumble 28 yards at Buf (9/29)...Game ball at NO (10/27) for eight tackles and pass defended...Second interception vs. Det (11/3)...Fourth game ball at Ind (11/17) with nine tackles, eight solo, and 11-yard sack. **1990** — Game ball for eight tackles, three solo, two passes defended, and one interception vs. Rams (10/14)...Sprained ankle, pulled groin, and twisted knee when Perry fell on him while making tackle in second quarter at Phx (10/28). Inactive for next three games...Returned to starting role at Min (11/25) and recorded three tackles before leaving game in second quarter with re-sprained right ankle...Seven tackles the following two weeks (vs. Det and at Wash) including three passes defended and second interception against Redskins...Interception, sack, pass defended, and five tackles vs. TB (12/23). **1989** — Led club with 19 passes defended...Hampered all season with injuries...Separated shoulder making diving interception vs. Vikes (9/17) in Week 2 and inactive for following three weeks...Returned vs. Hou (10/15) to make four tackles and second interception...Three tackles, three passes defended, and third interception vs. Rams (10/29)...Held Packers' Sharpe to two catches; made three tackles, and defended three passes at GB (11/5)...Minor car accident (11/6) resulted in staph infection of left eye causing him to

# DONNELL WOOLFORD

miss game at Pitt (11/12)...Returned vs. TB (11/19) making eight tackles and knocking down a season-high five passes...Season-high in tackles (nine) and solos (seven) at Wash (11/26)...Broke hand in Week 15 and unable to play in season finale vs. SF (12/24)...Drafted in first round (11th overall).

**COLLEGIATE, PERSONAL:** First-team all-American selection by *Sporting News*, Kodak, and UPI...Finalist for the Jim Thorpe Award, given to the nation's premier defensive back...Led ACC with 15 pass deflections and was never scored upon as senior...Tallied 61 tackles (40 solo), caused three fumbles and had one interception...One of the premier punt returners in the nation (29 for 192 yards as senior; 78-754 career)...First cornerback in Tiger history selected as first-team all-American squad (Kodak, Football Coaches Association)...AP first-team all-ACC as junior...Tied school record for pass deflections with 15...Picked-off career-high five passes...Became first player at Clemson since 1970 to return punt for a TD...78-yard TD return vs. Georgia Tech was best in conference...Five returns for 126 yards in same game was second best single game effort in Tiger history...15.0 yard average was third in the nation...Second in ACC behind teammate Delton Hall (Steelers) with 12 passes defended as sophomore...Compiled 21 tackles (12 solos), two pass deflections and one interception as freshman...Had Tigers' longest int. return of year (34 yards)...All-conference selection at Douglas Byrd High (NC) for three years in football, basketball, and track...Industrial education major...Married (Carla)...Daughters (Cara and Ashley), sons (Chad and Johnathan).

Woolford's Pro Stats

	Int	Yds	Lg	TD	Tkls-Solo	FF	FR	PD	Sack-Yds	G-GS
1989	3	0	0	0	56-36	0	0	19	0	11-11
1990	3	18	9	0	70-38	0	0	13	2-13	13-13
1991	2	21	16	0	77-52	0	1	19	1-11	15-15
1992	7	67	32	0	94-69	2	0	27	0	16-16
1993	2	18	18	0	101-86	0	0	22	0	16-16
1994	5	30	25	0	65-54	1	0	21	0	16-16
<b>Career</b>	<b>22</b>	<b>154</b>	<b>32</b>	<b>0</b>	<b>463-335</b>	<b>3</b>	<b>1</b>	<b>121</b>	<b>3-24</b>	<b>87-87</b>

Also: 1 punt return for 12 yards in 1989; 28-yard fumble return in 1991; 12 punt returns for 127 yards (36-yard long) in 1992; 1 KOR for 28 yards in 1994.

<b>Playoffs</b>	<b>0</b>	<b>0</b>	<b>0</b>	<b>0</b>	<b>18-10</b>	<b>1</b>	<b>0</b>	<b>5</b>	<b>0-0</b>	<b>5-5</b>
-----------------	----------	----------	----------	----------	--------------	----------	----------	----------	------------	------------

Woolford's Single Game Highs

Tackles: 13 vs. NYJ\* (9/23/91)

Solos: 11 at Det (11/25/93)

\* overtime game

Passes Defended: 6 at Dal (12/27/92)

Interceptions: 2 at Det (12/20/92)

Long Interception: 32 yards at Dal (12/27/92)

## CHICAGO BEARS FIGHT SONG

The Chicago Bears fight song, *Bear Down, Chicago Bears*, was introduced in 1941. Though Jerry Downs is listed as the composer, it a pseudonym for Al Hoffman, who also wrote the words and music for the song *If I Knew You Were Coming, I'd Have Baked a Cake*.

Hoffman's words for the Bears' fight song:

*Bear down, Chicago Bears, make every play clear the way to victory;*

*Bear down, Chicago Bears, put up a fight with a might so fearlessly.*

*We'll never forget the way you thrilled the nation with your T-formation.*

*Bear down, Chicago Bears, and let them know why you're wearing the crown.*

*You're the pride and joy of Illinois, Chicago Bears, bear down.*





# CHRIS ZORICH

# 97

**Defensive Tackle****6-1 280****March 13, 1969****Notre Dame****Bears Season: 5th NFL Season: 5th****Acquired by Bears in second round of 1991.**

**PRO CAREER:** Has started every game last two years as right defensive tackle after spending first two seasons as a reserve...14.5 career sacks.

**1994 SEASON** — NFL Man of the Year Finalist...**Led linemen**, fourth on team, **with 104 tackles**...Third on team with 5.5 sacks...Nine tackles, six solo, and one-yard sack in Opener vs. TB (9/4)...Sack and forced fumble at NYJ (9/25)...Nine tackles vs. GB (10/31)...Tied for team lead with six tackles, including five-yard sack, vs. Det (11/20)...Six-yard sack at Ariz (11/27)...Led team with career-high 14 tackles and 1.5 sacks for 11 yards at Min (12/1)...Eleven tackles vs. Rams (12/18)...Five stops in playoff win at Min (1/1/95)...Tied for third with seven stops, five solo, at SF (1/7/95). **Games played-started: 16-16**

**PREVIOUS SEASONS: 1993** — Third on club, first among linemen, with 121 tackles...Third with 7 sacks...Career-high two sacks and six solo tackles in opener vs. NYG (9/5)...Three 11-tackle games: at Min (9/12), vs. Raid (11/7), and at Det (11/25)...Had 12 tackles and eight solos at Rams (1/2)...Forced fumble and 16-yard sack vs. TB (9/26)...Eight stops, two tackles-for-loss, and fumble recovery vs. Atl (10/3)...Only pass defended came in Thanksgiving game at Det (11/25) along with three-yard sack and six unassisted tackles, 11 overall. **1992** — Started first two games of season for unsigned Perry...Four stops and first career sack (six yarder) at Clev (11/29)...Second sack two weeks later vs. Pit (12/13)...Had 12 tackles at Dal (12/27) including 42-yard fumble recovery for TD...Left shoulder surgery (1/11). **1991** — Played in 12 games, mostly on special teams...Four tackles vs. Wash (10/6)...Winner of Piccolo Award for rookie best demonstrating the courage, loyalty, teamwork, dedication, and sense of humor Piccolo...Drafted in second round (49th overall).

**COLLEGIATE, PERSONAL:** Lombardi Award winner for nation's best interior lineman as senior...Unanimous first-team all-American...Fourth with 57 stops including 15 for-loss...College Lineman of the Year by Washington DC Touchdown Club as senior...Lombardi Award finalist as junior...First-team all-American...Season-high 13 stops vs. Michigan State...Started first 10 games at nose guard as sophomore...Had 10 tackles and 1.5 sacks in first collegiate game (vs. Michigan)...Moved from LB to NG as freshman...Announced lifelong desire to play for Bears prior to draft: "I would be honored for a chance to play for them. It would be a dream come true."...Tragically found his mother (Zora) dead upon returning home from Orange Bowl loss to Colorado on Jan. 2, 1991...Patterned his life after idol Mike Singletary...All-American honorable mention by *USA Today* following senior year at Chicago Vocational High School, alma mater of Dick Butkus...Four year letterman at both linebacker and offensive guard...Consensus all-state; all-area selection by *Tribune* and *Sun-Times*...Captained football and power-lifting teams...Formed Christopher Zorich Foundation (312-573-0016) which is extremely active benefiting community: turkeys to families on Thanksgiving; flowers to moms on Mothers' Day; tickets to kids for home games...Degree in American studies...Given name Christopher Robert Zorich...Single.

#### Zorich's Pro Stats

	Int-Yds	Tkls-Solo	Force	Fum	Fum Rec	Pass Def	Sack-Yds	G-GS
1991	0	10-3	0	0	0	0	0-0	12-0
1992	0	53-26	0	1	0	0	2-13	16-2
1993	0	121-63	1	2	1	1	7-39	16-16
1994	0	104-49	1	0	0	0	5.5-23	16-16
<b>Career</b>	<b>0-0</b>	<b>288-141</b>	<b>2</b>	<b>3</b>	<b>1</b>	<b>1</b>	<b>14.5-75</b>	<b>60-34</b>

Also: 42-yard fumble return for TD

<b>Playoffs</b>	<b>0-0</b>	<b>12-7</b>	<b>0</b>	<b>0</b>	<b>0</b>	<b>0</b>	<b>0-0</b>	<b>3-2</b>
-----------------	------------	-------------	----------	----------	----------	----------	------------	------------


#### Zorich's Single Game Highs

Tackles: 14 at Min (12/1/94)

Solos: 8 at Rams (1/2/94)


Sacks: 2 vs. NYG (9/5/93)

## DRAFTEES



The Bears' first-round pick in the 1995 Draft, Rashaan Salaam, is presented his #31 jersey by Bears' President and CEO, Michael McCaskey.

Salaam gained 2,000 yards last year at Colorado and won the Heisman Trophy.



# RASHAAN SALAAM

# 31

Runningback  
6-1 226  
October 8, 1974  
Colorado

First-round draft choice of 1995

**COLLEGE CAREER:** Heisman Trophy winner after rushing for 2,055 yards and 24 touchdowns as junior...Second on Buffs all-time rushing list with 3,057 yards (Eric Beiniemy 3,940)...Set school mark with four 200-yard rushing performances...Fourth Heisman Trophy winner to play for Bears: Johnny Lujack (1948-51), John Huarte (1972), and Doug Flutie (1986)... From Dave Wannstedt: *He's a big-time player who was very productive against outstanding competition. As soon as we drafted him, we became a better football team.*

**JUNIOR** — Unanimous all-American and all-Big Eight first-team selection...Won prestigious Heisman Trophy and Doak Walker Award, given to nation's top running back...Big Eight Offensive Player of Year...Also earned Walter Camp Award, given to top college player...Led nation in rushing (186.8 yards per game), all-purpose yards (213.6) and scoring (13.1 points per game)...Fourth player in Division 1A history to gain over 2,000 yards in one season, joining Mike Rozier (Nebraska), Marcus Allen (USC) and Barry Sanders (Oklahoma State)...Faced seven bowl teams: 154 total yards, 4 TDs vs. Wisconsin; 141 rushing yards and 2 TDs vs. Michigan; career-high 317 rushing yards vs. Texas (his 362 total yards set school mark); 161 rushing yards and 4 TDs vs. Oklahoma; 202 rushing yards vs. Kansas State; 134 yards vs. Nebraska; 83 yards and 3 TDs in Fiesta Bowl against Notre Dame...Also had 259 yards vs. Iowa State and 232 yards vs. Kansas...**SOPHOMORE** — All-Big Eight first-team by coaches, second-team by media...Played in nine games starting four...Second with 844 rushing yards and 8 TDs...Top performance was 165-yard effort vs. Nebraska (202 total yards)...Had 79 yards vs. Baylor, 89 yards vs. Missouri, 109 yards vs. Stanford, 130 yards vs. Kansas and 93 yards vs. Iowa State...Capped off season with 135 yards and three touchdowns in Aloha Bowl win over Fresno State...**FRESHMAN** — Played in seven games in reserve role...Missed four games with ankle injury...Gained 158 yards (5.9 avg.)...Ran for 61 yards on five carries vs. Iowa; 75 yards on 14 carries vs. Minnesota.

**PERSONAL:** All-American at LaJolla (CA) Country Day High...Played eight-man football...Averaged 13.0 yards and scored 31 TDs as senior...Averaged 18.8 yards and scored 50 TDs as junior...Business Communications major...Father, Sulton Salaam (known as Harold "Teddy" Washington during his playing days) played at Colorado and San Diego State, Cincinnati Bengals before heading to Canadian Football League...Given name Rashaan Iman Salaam, which means Righteous, Faith, Peace...Single.

Salaam's College Stats

	Rush	Yds	Avg	LG	TD	Rec	Yds	Avg	Lg	TD	G-GS
1992 Colorado	27	158	5.9	49	1	1	0	0.0	0	0	7-0
1993 Colorado	184	979	5.3	40	11	13	118	9.1	18	0	10-5
1994 Colorado	325	2,138	6.6	67	27	25	300	12.0	41	0	12-12
Career	536	3275	6.1	67	39	39	418	10.7	41	0	29-17



# RASHAAM SALAAM

## SALAAM NOTES:

- Born on October 8, 1974, Salaam was the youngest player picked in the 1995 draft — nearly six months younger than the second-youngest player selected, Corey Stringer of the Vikings. The second youngest player on the Bears roster is Jack Jackson (the other junior drafted by Chicago) who is still 23 months older than Salaam. Salaam is the youngest player in the NFL this year.
- Salaam wears number 31 with the Bears. He wore number 19 at Colorado, but that number is not eligible for runningbacks in the NFL. He considered number 45 (last worn on the Bears by Craig Heyward), but that number was being given extra attention as Michael Jordan's new jersey.
- Salaam is the fourth junior drafted by the Bears in the first round: Mark Carrier (1990), Alonzo Spellman (1992), Curtis Conway (1993). Overall the Bears have drafted six juniors including wide receiver Jack Jackson (fourth round of 1995) and Chris Gardocki (third round of 1991).
- As the fifth runningback selected, Salaam joins some lofty company of "overlooked" backs. Ricky Watters was the sixth back of 1991, Rodney Hampton was the fifth of '90, and Neal Anderson was the seventh of '86. Those three have totalled nine trips to the Pro Bowl.
- The last Bear runningback selected in the first round was Neal Anderson with the 26th pick of 1986. Anderson led the Bears in rushing for seven seasons and finished second only to Hall of Famer Walter Payton in rushing attempts (1,515), rushing yards (6,166), and rushing TDs (51).
- Salaam is the seventh player drafted by the Bears from Colorado, but the first first-rounder. The last Buffalo drafted was safety Dennis Collier taken in the seventh round last year (205th overall).
- Three Heisman Trophy winners have played with the Bears: QB Doug Flutie (who won the award in 1984), QB John Huarte (1964), and QB John Lujack (1947). Flutie played with the Bears in 1986, Huarte played in 1972, and Lujack played in 1948-51.
- Three Heisman Trophy winners have been drafted by Chicago: Tom Harmon won the award in 1940 and was drafted in 1941; Johnny Lujack, who won the award in 1947 but had already been drafted by Chicago in 1946; and Dick Kazmaier who won in 1951 and was drafted in '52.
- In 16 games last year, the Bears rushed for 1,588 yards on 487 tries (3.3 avg.). In 11 games with Colorado, Salaam gained 2,055 yards on 298 carries (6.9 avg.) last season.
- Including the playoffs, the Bears had just two rushes over 20 yards in 1994 — Salaam had 18.
- Salaam gained 67 yards on a touchdown run vs. Iowa State. The top three Bear rushes all season totalled 59 yards (25, 17, and 17).
- Exactly 20 years before selecting Salaam, the Bears also made their first-round pick a running back as Walter Payton was the fourth pick of 1975.

## HEISMAN RBs ROOKIE YEARS

Year	Back	Team	Rushes	Yards	Avg.	TDs
1989	Barry Sanders	Detroit Lions	255	1,304	5.1	13
1987	Bo Jackson	LA Raiders	81	554	6.8	4
1986	Herschel Walker	Dallas Cowboys	151	748	4.1	5
1985	Mike Rozier	Houston Oilers	133	462	3.5	8
1982	Marcus Allen	LA Raiders	160	697	4.4	11
1981	George Allen	New Orleans Saints	378	1,674	4.4	11
1980	Charles White	Cleveland Browns	86	279	3.2	5
1980	Billy Sims	Detroit Lions	313	1,003	4.2	13
1978	Earl Campbell	Houston Oilers	302	1,450	4.8	13
1977	Tony Dorsett	Dallas Cowboys	208	1,007	4.8	12
1976	Archie Griffin	Cincinnati Bengals	138	625	4.5	3
1974	John Cappelletti	LA Rams	55	198	3.6	0



# PAT RILEY

# 95

**Defensive Line****6-5 285****March 8, 1972****Miami (FL)****Second-round draft choice of 1995**

**COLLEGE CAREER:** Appeared in 42 games with Hurricanes including 20 starts at tackle...Totaled 17.5 tackles for loss, 34 pressures and 12 sacks...Projected as left end (behind Alonzo Spellman) on Bears depth chart. From Rod Graves: *Pat has first round ability but was slowed by an injury his senior year. He can play both tackle and end and fits our system very well.* From Dave Wannstedt: *This is a guy who can get up field and rush the passer, but also can carry enough weight to be run stuffer. We like the fact that he can play either end or tackle.*

**SENIOR** — Honorable mention all-American and first-team all-Big East...Started first nine games at left tackle before suffering torn left knee ligament...Made 53 tackles, 2.5 sacks, 9 QB pressures and fumble recovery...Top game was 8 tackles and 1.5 sacks vs. Washington...Added 8 tackles and forced fumble which set up score in win over Florida State...Other top games were vs. Virginia Tech (7 tackles, 0.5 sack), Syracuse (5 tackles, 2 pressures) and Pittsburgh (9 tackles)...**JUNIOR** — Shared left tackle duties with Ken Lopez and posted 32 tackles, five sacks and 11 stops for losses...Had 5 tackles and 1.5 sacks vs. Syracuse; 8 tackles and 1.5 sacks vs. Pittsburgh; 6 tackles and two tackles for losses vs. Rutgers...**SOPHOMORE** — Started 10 games at left tackle and had 39 tackles, 4.5 sacks, 17 QB pressures and two stops for losses...Had 2 sacks and tackle for loss vs. Syracuse; 7 tackles, sack and defended pass vs. Penn State...**FRESHMAN** — Played in 10 games as reserve, the only true freshman to letter on the Hurricanes national championship team...Season totals were 21 tackles including two stops for losses...Best game was 7 tackle-performance vs. West Virginia.

**PERSONAL:** *USA Today* and Super Prep all-American...Attended Archbishop Shaw High in Marrero (LA) and faced a Dan Abramowicz coached Jesuit High in New Orleans...Enrolled in College of Arts and Sciences...Single.

	Riley's College Stats							
	Int-Yds	Tkls-Solo	Force	Fum	Fum Rec	Pass Def	Sack-Yds	G-GS
1991 Miami	0	21-14	0		0	0	0-0	10-0
1992 Miami	0	43-30	1		1	1	4.5-18	11-11
1993 Miami	0	35-22	0		1	0	5-29	12-0
1994 Miami	0	53-19	0		1	0	2.5-17	9-9
Career	0	152-85	1		3	1	12-64	12-64

## RILEY NOTES:

- The last player the Bears drafted from the Miami-Florida was Dennis Breckner, a 10th-round defensive end in 1977. Since Breckner, the Bears have made exactly 200 draft picks before taking Pat Riley in the second round. In the 17 years since Breckner was picked, the University of Miami-Florida has won 162 games (losing 39) and four National Championships.



# TODD SAUERBRUN

# 16

**Punter / Kickoffs****5-10 206****January 20, 1971****West Virginia****Second-round draft choice of 1995**

**COLLEGE CAREER:** Premier specialist in college football...Two-step punter with quick release and tremendous height...Holds school record with 46.2 yard average which broke NCAA-1A mark of 45.6 avg. by Iowa's Reggie Roby (1979-82)...Also an effective kickoff weapon; 115 of 215 were not returned...4.75 in 40-yard dash. From Dave Wannstedt: *This kid has tremendous leg strength. He'll be an important factor in the battle of field position.*

**SENIOR** — Unanimous all-American and all-Big East first team pick...Led nation as he set record with 72 punts for 3,486 yards (48.4 avg.), topping previous single season mark of 48.2 by Vanderbilt's Ricky Anderson in 1984...Had 32 punts for 50+ yards, breaking record of 31 by Wake Forest's Chuck Ramsey in 1972...Averaged 60.1 yards on nine punts including 90-yarder in season opener vs. Nebraska which broke single game record of 57-yard average by Virginia's Ralph Anastasio in 1957; 541 yards in that game also set mark...Other top games included 54.3 yard average vs. Maryland, 48.6 and three inside 20 vs. Virginia Tech, 48.2 vs. Boston College...

**JUNIOR** — Honorable mention all-American by AP and Football News...All-Big East first-team choice...Team's special teams player of year...Led Big East with 45.1 yard average which would have ranked third in NCAA but he fell two attempts short of qualifying...54 of 75 kicks resulted in touchbacks...Also converted 8 of 17 FGs in only season as WVU's placekicker...Opened season with 52.2 yard average on five punts, made five extra points and converted 31 and 34 yard field goals vs. Eastern Michigan...Made two 32-yard field goals before kicking game-winning 36-yard FG in 36-34 win over Louisville...Also made 38 and 44 yard FGs in 14-13 win over Virginia Tech...Three of five punts in win over Miami were downed inside 20...

**SOPHOMORE** — All-American honorable mention by UPI, first team all-Big East...Led conference and ranked seventh in nation with 44.3 yard average on 53 punts...Only 24 of his 61 kickoffs were returned...Had career-high 19 punts inside 20 and 15 punts over 50 yards...

**FRESHMAN** — One of two true freshman to earn a letter...Handled kickoff duties and punted three times for 47.3 avg in season finale vs. Syracuse.

**PERSONAL:** Averaged 45.1 yards and kicked 62-yard FG as senior at Ward Melville H.S. in Setauket, NY...Also one of state's top prep lacrosse players...Physical education major...Single

	Punts	Yds	Avg	In 20	50+	Lg	Net	KOs	Returns	Yds
1991	3	142	47.33	1	1	54	47.33	27	17	316
1992	53	2,348	44.30	19	15	63	38.55	61	24	601
1993	47	2,097	44.62	13	12	63	40.94	77	36	839
1994	74	3,594	48.56	12	33	90	40.05	54	27	577
<b>Career</b>	<b>177</b>	<b>8,181</b>	<b>46.22</b>	<b>45</b>	<b>61</b>	<b>90</b>	<b>39.96</b>	<b>221</b>	<b>104</b>	<b>2,333</b>

Also in 1993: 54 points on 30/32 PAT and 8-17 FG (6-8 from 30-39; 2-7 from 40-49; 44-yard long).

## SAUERBRUN NOTES:

- The Bears and Jets were the only two teams without a touchback in 1994. The Bears' last touchback came Dec. 5, 1993 — 89 kicks and 23 games ago (including playoffs).
- Sauerbrun booted 41 of 52 kickoffs into or through the endzone — 25 were touchbacks.
- The Bears kick-coverage unit ranked fourth in the NFL allowing opponents just a 19.6-yard average (Houston was tops with 17.3). However, due to the short kicks, opponents were starting on the 30-yard line after kickoffs which tied for 19th.
- Following kickoffs in 1994, when the Bears opponent's drive started at the 30-yard line or within, they scored a touchdown just once in 39 drives. When the opponent's drive started beyond the 30-yard line, they scored 10 TDs in 37 drives.
- Only four Bears kickoffs last year went into the endzone. All were brought out.
- The only Bear to ever lead the NFL in punting is Fred Morrison (1950).
- One other punter and two kickers were drafted in 1995.





# SEAN HARRIS

# 57

**Linebacker****6-3 244****February 25, 1972****Arizona****Third-round draft choice of 1995**

**COLLEGE CAREER:** Three-year starter for Wildcats who totaled 303 tackles, 32.5 tackles for loss, 54 QB pressures and 14.5 sacks...Played inside linebacker at Arizona and led the team in tackles his final three seasons. From Dave Wannstedt: *We were looking to add depth and youth at linebacker. Two of our starting backers will be 30 this year and Sean gives us a big, fast guy who can grow into our system.*

**SENIOR** — First-team all-Pac Ten selection...Led team with 89 tackles, three sacks and seven stops for losses...Also had a pass defended, two forced fumbles and interception...Made 11 tackles, sack, two stops for losses and forced fumble vs. Stanford...Had nine tackles vs. Washington State and returned interception 32 yards vs. Colorado State...Top effort vs. California included 16 tackles (13 solos) and two stops for losses...Had 13 solo tackles and two sacks in win over Arizona State...Posted nine tackles and interception in Freedom Bowl vs. Utah...**JUNIOR** — Second-team all-American by *Football News*...Started every game at inside linebacker in 3-4 scheme...Led Wildcats with 85 tackles including 67 solos, five sacks and nine stops for losses...Caused and recovered a pair of fumbles...Also had two interceptions and defended seven passes...Opening game vs. Tex-El Paso included 10 tackles, two sacks, four tackles for losses and interception...Had nine tackles and two sacks vs. Pacific...Returned a fumble 76 yards for TD in 16-14 win over Illinois...Led defense that allowed just 182 yards in Fiesta Bowl win over Miami with nine tackles, two pass deflections and interception...**SOPHOMORE** — All-Pac Ten first-team choice after starting 10 games at inside linebacker...Led team with 71 tackles (48 solos)...Also had 2.5 sacks, 11 tackles for losses, deflected six passes and had two interceptions...Had 13 tackles vs. Washington State and nine tackles vs. Oregon State...Nine tackles vs. Baylor in John Hancock Bowl...**FRESHMAN** — Started season opener vs. Ohio State at outside linebacker...Finished season with 58 tackles, four sacks and 5.5 tackles-for-loss...Made five tackles and sack vs. Miami and registered a season-high 15 tackles and sack vs. Oregon State...11 tackles (10 solo) and two sacks vs. USC...Redshirted as true freshman in 1990.

**PERSONAL:** Tucson area Defensive Player of Year as senior at Maricopa (AZ) High...Also caught 34 passes as tight end...Three-year letterman in football and basketball...Given name Sean Eugene Harris...Single.

**S. Harris' College Stats**

	Int-Yds	Tkls-Solo	Force Fum	Fum Rec	Pass Def	Sack-Yds	G-GS
1990 Arizona		Redshirt — Freshman					
1991	0	58-54	2	0	1	4.0-26	6-5
1992	2-9	80-52	0	0	6	2.5-24	11-11
1993	3-9	94-70	2	2	9	5-50	12-12
1994	2-47	98-78	2	0	2	3-14	11-11
<b>Career</b>	<b>7-65</b>	<b>330-254</b>	<b>6</b>	<b>2</b>	<b>18</b>	<b>14.5-138</b>	<b>40-39</b>

## EXTRA PICK

Prior to the 1994 season, the Bears traded linebacker and special teamer Jim Schwantz to the Dallas Cowboys in exchange for the Cowboys' sixth-round pick in the 1996 draft.



# EVAN PILGRIM

# 65

Guard

6-4 300

August 14, 1972

BYU

Third-round draft choice of 1995

**COLLEGE CAREER:** First of three BYU offensive linemen drafted in 1995 (49ers' Tim Hanshaw and Raiders' Eli Herring)...Three-year starter at right guard for Cougars...One of strongest players in school history with 505-lb. bench press...From Rod Graves: *Evan's a big, tough guy who had an outstanding career at BYU. He's a real team player and a guy that I would characterize as a winner. He'll compete for playing time at guard.*

**SENIOR** — Second team all-America choice by AP; first-team all-WAC...Graded over 90% for blocking consistency in every game, averaging a 12.5 knockdowns per contest...Helped Cougars rank fourth in country with 313 yards per game...**JUNIOR** — Earned all-WAC honors...BYU ranked 12th in nation in scoring (35.5), ninth in total offense (475 yards) and second in passing (369 yards)...Did not allow a sack or pressure while grading 88% for blocking consistency...**SOPHOMORE** — All-WAC honorable mention...Helped the Cougars average 460 yards per game...**FRESHMAN** — Reserve guard...Redshirted as true freshman in 1990.

**PERSONAL:** Lettered in football, basketball and track at Antioch (CA) High...Married (Andrea)...Daughter (Ciel — which means "heaven" in French).

## Pilgrim's College Stats

**Games-Starts:** 49-46 — 1990 (Redshirt); 1991 (12-12); 1992 (12-12); 1993 (12-9); 1994 (13-13)

## THE BRIAN PICCOLO AWARD

Bear veterans vote the Brian Piccolo award to the rookie who best exemplifies the courage, loyalty, teamwork, dedication, and sense of humor of the late Brian Piccolo. In 1992, the award was expanded to include a veteran who possesses the same qualities.

In his senior season at Wake Forest (1964) Piccolo led the nation in scoring (111 points) and rushing (1,044 yards). He signed with the Bears as an undrafted free agent, and in four years he rushed 258 times for 927 yards and four TDs. He also caught 58 passes for 537 yards and one touchdown.

Piccolo died of embryonal cell carcinoma on June 16, 1970. He was 26 years old and left his wife, Joy, three daughters, and legions of friends.

The award is presented to the player at a banquet following the Piccolo golf tournament which helps raise money for cancer research.

## PREVIOUS WINNERS

1970 Glen Holloway (G)	1980 Bob Fisher (TE)	1989 Trace Armstrong (DE)
1971 Jerry Moore (S)	1981 Mike Singletary (LB)	1990 Mark Carrier (S)
1972 Jim Osborne (DT)	1982 Jim McMahon (QB)	1991 Chris Zorich (DT)
1973 Wally Chambers (DT)	1983 Jim Covert (T)	1992 Mike Singletary (LB)
1974 Fred Pagac (TE)	1984 Shaun Gayle (DB)	Troy Auzenne (T)
1975 Roland Harper (RB)	1985 Kevin Butler (K)	1993 Tom Waddle (WR)
1976 Brian Baschnagel (WR)	1986 Neal Anderson (RB)	Myron Baker (LB)
1977 Ted Albrecht (T)	1987 Ron Morris (WR)	Todd Perry (T)
1978 John Skibinski (RB)	1988 James Thornton (TE)	1994 Shaun Gayle (S)
1979 Dan Hampton (DE)	Mickey Pruitt (LB)	Raymont Harris (RB)



# JACK JACKSON

# 82

Wide Receiver  
5-8 171  
November 11, 1972  
Florida

Third-round draft choice of 1995

**COLLEGE CAREER:** Ranks fourth on Florida's all-time list with 143 catches, behind Erricht Rhett (153), Willie Jackson (162) and Carlos Alvarez (172)...His 2,266 yards rank second in Gator annals behind Alvarez (2,563)...29 TDs broke Willie Jackson's record of 24...From Dave Wannstedt: *Jack should help our return game and compete for a backup spot at receiver. Every time he touches the ball, it creates excitement.*

**JUNIOR** — Consensus all-American and first-team all-SEC selection...Led team with 57 receptions for 855 yards and 15 TDs...Also averaged 26 yards on 15 kickoff returns including 60-yarder vs. Tennessee...Set Gator record with four TDs in one game (vs. New Mexico State)...Other top games included six catches for 120 yards and two TDs vs. Mississippi, 10 for 99 yards, TD vs. LSU, five for 105, three TDs vs. Auburn...Had six catches for 80 yards and two TDs vs. South Carolina...Six receptions for 128 yards and 79 yards on three kickoff returns in Sugar Bowl vs. Florida State...**SOPHOMORE** — All SEC second-team pick...Played in every game, including seven starts...Became just fourth player in school history to gain over 1,400 all-purpose yards in a season...Caught 51 passes for 949 yards and 11 touchdowns...Returned 17 kickoffs for 480 yards (28.2) and one score...Top game was eight catches for 153 yards and three touchdowns vs. SW Louisiana...167 yards on six catches the next week vs. South Carolina...Set school mark with 100-yard kickoff return vs. Mississippi State...**FRESHMAN** — SEC all-freshman selection after catching 35 passes for 462 yards and three touchdowns...Started three games and was top reserve in other games...Returned seven kickoffs for 149 yards (21.3 avg.)...Set school freshman record with eight catches for 62 yards vs. Louisville...Returned three kickoffs for 80 yards and caught six passes for 89 yards vs. Vanderbilt; 4 for 97 yards including 53-yarder vs. Florida State...Redshirted as true freshman in 1991.

**PERSONAL:** Rated top wide receiver in south and one of top five in country by Super Prep at Moss Point (Miss) High which was the rival high school of Pascagoula where Bears quarterback Shane Matthews attended (Jackson and Matthews also spent two years together at Florida)...Food and Resource Economics major...Given name Elliot Cornelius Jackson, Jr...Single.

	Jackson's College Stats											
	Rec	Yds	Avg	LG	TD	Rush	Yds	Avg	LG	TD	KOR	Yds
1991												
	Redshirt — Freshman											
1992	36	468	13.0	53	3	1	-5	-5.0	-5	0	7	149
1993	54	981	18.2	73	11	1	0	0.0	0	0	17	480
1994	63	983	15.6	52	15	7	42	6.0	19	1	15	390
Career	153	2,432	15.9	73	29	9	37	4.1	19	1	39	1,019

## JACKSON NOTES:

- Jackson is the sixth junior drafted by the Bears, but just the second *not* taken in the first round. In 1991, Chris Gardocki was drafted in the third round from Clemson.
- Jackson is the second youngest player on the Bears roster, but is still 23 months *older* than Salaam.





# KENNY GALES

# 48

**Cornerback****5-11 173****April 1, 1972****Wisconsin****Sixth-round draft choice of 1995**

**COLLEGE CAREER:** Two-year starter for Badgers at weakside cornerback after transferring from Nassau Community College...Made 92 tackles and four interceptions as Wisconsin earned Rose and Hall of Fame Bowl appearances. From Rod Graves: *Kenny was a very dependable, productive player on a good team. He's a smart player who will line up at cornerback and give us competition and depth.*

**SENIOR** — All-Big Ten honorable mention...Recorded 49 tackles (36 solos) and six passes defended...Had six tackles vs. Eastern Michigan and Colorado...Blocked 32-yard FG to preserve 27-27 tie with Purdue...Closed out career with four solos and interception in 34-20 win over Duke in Hall of Fame game...**JUNIOR** — Made 57 tackles (49 solos), five passes defended and four interceptions...Did not allow a touchdown catch all year and five times held his assigned opponent to no catches in a game...Made six tackles and interception in debut vs. Nevada...Had interception and pass defended vs. Purdue...Seven tackles and 4th quarter fumble recovery in 13-10 win over Michigan...Also had five tackles and interception to preserve 14-14 tie with Ohio State...Had 10 tackles (eight solos) in Rose Bowl win over UCLA...Redshirted in 1992...**SOPHOMORE** and **FRESHMAN**...Had 15 interceptions and 132 tackles in two years at Nassau Community College...Also defended 29 passes and blocked five kicks.


**PERSONAL:** All-Queens at Bayside (NY) High...Team MVP and captain...Landscape architecture major...Single.

	Int	Gales' College Stats				Pass Def	Sack-Yds	G-GS
		Tkls-Solo	Force	Fum	Fum Rec			
1990-1 Nassau	15	132-108	1		2	29	0	22-20
1992 Wisconsin		Redshirt						
1993 Wisconsin	4-28	57-49	0		2	5	0	12-12
1994 Wisconsin	1-0	49-36	0		0	6	0	12-12
<b>Career</b>	<b>20</b>	<b>238-193</b>	<b>1</b>		<b>4</b>	<b>40</b>	<b>0</b>	<b>46-44</b>

## OPENING DAY ROOKIE STARTERS

The following Bears started as rookies on Opening Day:

- 1982 — None —
- 1983 T Jim Covert (D1); WR Willie Gault (D1); CB Mike Richardson (D2)
- 1984 — None —
- 1985 — None —
- 1986 — None —
- 1987 WR Ron Morris (D2)
- 1988 — None —
- 1989 DE Trace Armstrong (D1); CB Donnell Woolford (D1)
- 1990 S Mark Carrier (D1)
- 1991 T Stan Thomas (D1); WR Anthony Morgan (D5)
- 1992 T Troy Auzenne (D2)
- 1993 — None —
- 1994 — None —



# CARL REEVES

# 68

## Defensive End

6-4 247

December 17, 1971  
North Carolina State

Sixth-round draft choice of 1995

**COLLEGE CAREER:** Second best sack total in school history (22.5) and career leader with 45 tackles for loss...Totaled 205 tackles in 37 career games. From Rod Graves: *Carl is an undersized end by most standards, but is a top pass rusher who has a motor that never quits.*

**SENIOR** — Earned all-ACC second-team honors after finishing fifth in conference with 14 tackles for loss...Had six sacks to rank sixth in ACC...Third on team with 77 tackles...Had nine QB pressures...Named NC State MVP as senior; also team captain...ACC Defensive Lineman of Week after registering 16 tackles vs. Duke...Also had 14 tackles including three for losses against North Carolina, 10 tackles vs. Florida State...Had seven tackles 1.5 sacks and only career interception vs. Louisville...**JUNIOR** — Broke leg in final scrimmage prior to season but returned for final four games and Hall of Fame Bowl...Top game was 10 tackles, one sack and three tackles for loss vs. Duke...**SOPHOMORE** — Set Wolfpack single-season sack record with 10.5, third in ACC...Also had 20 tackles for loss, second in ACC...Led team in QB hurries with 19...Led defensive linemen with 80 tackles...Forced two fumbles and returned fumble 47 yards for TD vs. Duke...Had 10 tackles and two sacks vs. Florida State...**FRESHMAN** — Played in 10 games and tied for team lead with four sacks...Also had 29 tackles, including four in first collegiate game vs. Virginia Tech.

**PERSONAL:** All-state choice at North Durham (NC) High after registering 17 sacks and leading team to 12-1 mark as senior...Business management major...Married (Iris).

	Reeves' College Stats						
	Int-Yds	Tkls-Solo	Force	Fum	Fum Rec	Pass Def	Sack-Yds
1991 NC State	0	20-11	0	1	1	0	4-33
1992 NC State	0	79-42	2	1	1	1	10.5-111
1993 NC State	0	19-15	1	1	1	1	2-13
1994 NC State	1-33	77-37	0	0	0	2	6-40
Career	1-33	205-104	3	3	3	4	22.5-197

## 1995 BEARS DRAFT

Rd	Pick	Draftee	Pos	Ht	Wt	Born	School
1	21	Rashaan Salaam	RB	6-1	226	10-8-74	Colorado
2a	52	Pat Riley	DL	6-5	285	3-8-72	Miami - Florida
2b	56	Todd Sauerbrun	P / KO	5-10	206	1-20-71	West Virginia
<i>(pick from Miami with third-round choice in exchange for Trace Armstrong)</i>							
3a	83	Sean Harris	LB	6-3	244	2-25-72	Arizona
3b	87	Evan Pilgrim	G	6-4	300	8-14-72	BYU
<i>(pick from Miami with second-round choice in exchange for Trace Armstrong)</i>							
4	116	Jack Jackson	WR / KR	5-8	171	11-11-72	Florida
5	151	<i>(To Pittsburgh in trade for Jeff Graham)</i>					
6a	193	Kenny Gales	DB	5-11	173	4-1-72	Wisconsin
6b	198	Carl Reeves	DE	6-4	247	12-17-71	North Carolina State
<i>(pick from Dallas with LBs Smith and Minter for Blackwell, Roper, and Paul on 8/17/93)</i>							
7	229	Jamal Cox	LB	6-1	240	1-21-72	Georgia Tech



# JAMAL COX

# 62

**Middle Linebacker****6-1 240****January 21, 1972****Georgia Tech****Seventh-round draft choice of 1995**

**COLLEGE CAREER:** Three-year starter for Yellow Jackets...Led club in tackles his final two seasons...Played inside linebacker but will be used at all three positions by Bears...From Rod Graves: *Jamal has good speed. He is an intense player who is always around the ball.*

**SENIOR** — Led ACC with 146 tackles (100 solos) while earning second-team all-league honors...Team captain...Also had two sacks, five tackles for losses, and four passes defended...Had 21 tackles and three passes defended vs. Arizona...16 stops and sack vs. Western Carolina...Other top games include 17-tackle effort vs. Virginia; 13 tackles vs. Maryland; 12 tackles and sack vs. Clemson; 12 tackles and three tackles for losses vs. Wake Forest...**JUNIOR** — All-ACC second team choice...Led team with 111 tackles (77 solos)...Registered 18 tackles vs. North Carolina; 17 tackles and caused fumble vs. Virginia...Made 10 tackles and returned interception 20 yards to set up score in 37-27 win over Baylor...**SOPHOMORE** — Moved into starting lineup in third game of season and started last nine games...Totaled 102 tackles and two passes defended...Made 13 tackles vs. North Carolina and Maryland and 10 tackles and pass defended vs. Clemson...**FRESHMAN** — Played in every game including one start...Two interceptions to become just fourth freshman in school history to have two picks as rookie...Recorded 45 tackles including season-high seven vs. South Carolina...Also had seven tackles in Aloha Bowl win over Stanford.

**PERSONAL:** Super Prep all-American at Gilman High in Baltimore...*Baltimore Sun* Defensive Player of Year...Management major...Given name Jamal Kenneth Cox...Single.

	Int-Yds	Tkl-Solo	J. Cox' College Stats			Pass Def	Sack-Yds	G-GS
			Force	Fum	Rec			
1991 Ga. Tech	2-12	45-23	0	0	0	0	0	13-1
1992 Ga. Tech	0	102-49	0	0	0	2	0	11-9
1993 Ga. Tech	1-20	111-77	1	0	0	0	0	11-11
1994 Ga. Tech	0	146-100	0	0	0	4	2-6	11-11
<b>Career</b>	<b>3-32</b>	<b>403-249</b>	<b>1</b>	<b>0</b>	<b>0</b>	<b>6</b>	<b>2-6</b>	<b>46-32</b>

## ROAD WARRIORS

For the third straight year, the Bears will have a three-game, late-season road trip. This year Chicago will travel to New York (Giants), Detroit, and Cincinnati beginning on the Sunday after Thanksgiving.

Two years ago, the Bears played the three road games in a 12-day span and won all three (by a total of nine points) marking just the second time in NFL history that a team won consecutive road games in such a short span (Chicago did it the first time also — in 1934.)

Last year's trip featured a pair of overtime contests as the Bears won in Arizona before falling four days later in Minnesota on a Thursday.

Seven of the 30 NFL teams have a three consecutive road games on their 1995 schedule. The Bears are the only team to have such a span for the past three seasons.



# FREE AGENTS WITH EXPERIENCE

## 52 Robert Bass

## Middle Linebacker

## Miami - Florida

Ht: 6-1

Wt: 239

Born: November 10, 1970

Spent all of 1994 season on Injured Reserve with a knee injury suffered in training camp...Surgery on 8/13/94...Missed first four games of 'Canes' '93 season due to knee injury...Top game as senior came in start vs. Rutgers with 13 tackles (seven solos)...Selected captain for four games...Named as member of the 1993 "Good Works Team" by the College Football Association...Redshirted in 1991 to adjust to the Miami 4-3 defense after playing in a five-man front in JUCO...All-American and two-time all-conference at Nassau Community College in New York...Named Northeast Running Back of the Year by *Super Prep* as senior at Tilden High School in Brooklyn, NY.

## 93 Ervin Collier

## Defensive Tackle

## Florida A & M

Ht: 6-3

Wt: 287

Born: May 12, 1971

Signed to Bears practice squad (8/31) where he spent the entire season...Waived by Patriots (8/28)...Third-round draft pick by New England (78th overall)...Spent first two years at Alabama before transferring to Florida A & M...Named school's Most Outstanding Defensive Lineman after both '92 and '93 season...FAMU's MVP by recording 100 stops, 7.5 sacks, three fumbles recovered, three fumbles forced, and 12 tackles-for-loss as starting left end...Season-high 12 tackles in finale vs. Bethune-Cookman...Started all 12 games as junior finishing third with 98 tackles including six sacks...Blocked two kicks...Career-best 15 tackles with two sacks and one forced fumble vs. NC A & T...Sat out 1991 to transfer...Played in eight games recording four tackles and four-yard sack...Redshirt in '89 as true freshman at Alabama...All-state and all-city selection as two-way lineman at Jean Ribault High in Jacksonville, FL...Led basketball team to state title...Degree in physical education...Single.

## 72 Garland Hawkins

## Defensive End

## Syracuse

Ht: 6-3

Wt: 253

Born: February 19, 1970

Entering third camp in Platteville...Spent training camp with Bears in '93 and '94 after signing as undrafted free agent...Injured shoulder in pre-season and placed on IR...Surgery (8/10/94)...Waived in the 1993 cutdown to 60...Started 37 games as Orangemen's outside linebacker...Seventh in school history with 16.5 career sacks (second best by linebackers)...Led team with 12 QB pressures as senior...Forced and recovered two fumbles...Best outing came vs. Virginia Tech with five tackles, two sacks, fumble recovery, and six pressures...Five tackles and two sacks in upset over Florida as junior...Had 52-yard interception vs. Pitt...Won starting job vacated by Terry Wooden (Seahawks) as sophomore...Started all 13 games; career-high 43 stops...Top special teams performer as freshman...Top 100 prospect as DT at DeMatha High School in Maryland.

## 60 Darwin Ireland

## Linebacker

## Arkansas

Ht: 5-11

Wt: 240

Born: May 26, 1971

Signed to practice squad (8/30)...Spent first five weeks on practice squad...Signed to active roster (10/7) and played on kickoff coverage vs. NO (10/9)...Waived following day and re-signed to practice squad (10/11) after clearing waivers...Re-signed to active roster (10/28) and played on special teams vs. GB (10/31)...Inactive for two games, then waived (11/17) and re-signed to practice squad (11/21) for remainder of season and playoffs...Originally signed as an undrafted free agent...Seventh on Arkansas' all-time tackle list with 329 tackles...Finished among top three tacklers in each of his three seasons...Started all but one game in career...Team's leading tackler in '93 with 93 stops...Career-high 16 tackles against Southwestern Louisiana as sophomore...Earned all-America, all-state, and all-county honors in high school at Pine Bluff, AK...Married (Traci).

# FREE AGENTS WITH EXPERIENCE

## 35 Dwayne Joseph

Ht: 5-9

Wt: 188

Born: June 2, 1972

## Cornerback

## Syracuse

Spent 10 weeks on Bears practice squad in '94...Signed as undrafted free agent (7/14) just before Bears went to Platteville for training camp...Last player waived (8/31)...Re-signed to practice squad (11/2) for the remainder of the season and playoffs...Four year starter (45 straight starts) who finished with 160 tackles and 27 career passes defended...Tied for team lead with three sacks as captain as senior at Syracuse...Finished with 41 stops, 31 solo, and two interceptions...Second-team all Big East as junior leading club with seven passes defended...Five tackles and interception vs. Colorado in the Fiesta Bowl...Had one interception in each of first three games as a sophomore...Played in 12 of 13 games as a true freshman, missing only the Opener, and started the last nine games...Seven interceptions and four fumble recoveries while leading Carol City High (FL) to 13-1 record and title in 1989...Played in Florida-Georgia all-star game...Single.

## 10 Scott Kaplan

Ht: 6-0

Wt: 195

Born: February 17, 1970

## Kicker

## Pittsburgh

Signed by Bears 3/7/95 as an unrestricted free agent from Detroit...Signed by Lions (5/11/94) and waived during training camp (8/20/94)...Waived by Chargers in cutdown to 60-player roster...Signed by San Diego as an undrafted free agent (4/93)...Scored 55 points on 11 of 20 field goals and hit 22 of 25 extra points as junior in 1991...Connected on 40 and 47-yard field goals against West Virginia...Did not play in 1992, working as an intern in Panthers' sports information department and coaching youth basketball team...All-district, all-county, and all-area at Coral Springs High in Florida...Also played soccer...Earned degree in English from Pittsburgh...Given name Scott Alan Kaplan...Single.

## 73 Frank Kmet

Ht: 6-3

Wt: 294

Born: March 13, 1970

## Guard

## Purdue

Waived by Bears in cut-down to 60 (8/23/94)...Signed as free agent 3/2/93...Spent season on practice squad...Moved from defensive line to offensive line on 11/11/93...Selected by Bills in fourth-round of '92 draft (111th overall)...Waived in cutdown to 60...Claimed and released by Packers in training camp before spending two weeks on Browns practice squad...Accumulated 195 tackles in four seasons at Purdue...Played only six games after breaking leg vs. Wisconsin in senior season...All-Big Ten honorable mention as junior...Had 12 tackles and two forced fumbles against Washington in '90...Played in every game, starting six, as sophomore...Saw action at left end in final nine games as true freshman...Unanimous all-state selection and Illinois Player of the Year at Arlington Heights' Hersey High (IL)...Listed among *USA Today's* top 100 recruits...Two-time wrestling MVP winning sectional and regional titles...Given name Frank Scott Kmet...Wife, Kandace, is sister of Steelers' nosetackle Jeff Zgonina.

## 36 Anthony Marshall

Ht: 6-1

Wt: 205

Born: August 16, 1970

## Safety

## LSU

Waived in Bears' final cutdown (8/28) and joined practice squad (8/30)...Spent 13 games on practice squad before being activated (12/9) and participating on special teams in final three games and both playoff contests...Originally signed as an undrafted free agent...Second-team all-SEC with 72 stops (second on team) and team-high five interceptions...Best outing came vs. Kentucky with 12 stops (eight solo)...Fifth among all DBs in the SEC with 73 tackles as sophomore...*Knoxville News-Sentinel* Freshman all-SEC...Led the team in tackles as redshirt freshman with 90 stops (65 solos) and three interceptions...Career-best 13 tackles vs. Alabama...Lettered three years in football and track and once in basketball at LeFlore High School in Mobile, AL.



# FREE AGENTS WITH EXPERIENCE

## 18 Greg Primus

## Wide Receiver

## Colorado St.

Ht: 5-11

Wt: 190

Born: October 20, 1970

Played three games in '94, starting one, after spending 1993 on Denver's practice squad. Career NFL stats: 3-25, 12-yard long...Waived in final cutdown (8/28/94) and joined practice squad two days later...Signed to active roster (11/17) due to Conway and Waddle injuries...Made first pro reception, five-yarder, vs. Det (11/20)...Started at Min (12/1) as Bears opened with three-wideouts. Had with two catches for 20 yards...Inactive following three weeks and two playoff games...Signed with Bears during off-season (4/5)...Waived by Denver (8/23) and re-signed to Broncos' practice squad for entire '93 season...Originally signed with Denver as undrafted free agent (4/27)...Completed collegiate season with 193 catches for 3,226 yards and 17 scores which set school records in receptions and receiving yards...Grabbed 60 receptions for 1,007 yards and six TDs as senior...Two-time all-conference...Degree in microbiology...Three sport star at George Washington High in Denver, CO...Single.

## 19 Kenny Shedd

## Wide Receiver

## Northern Iowa

Ht: 5-9

Wt: 171

Born: February 14, 1971

Signed from Jets' practice squad (10/25)...Inactive all nine games and both playoffs...Spent first 15 weeks of 1993 season on Jets practice squad...Signed to NYJ 53-player roster for finale but was designated "inactive" prior to kickoff...Drafted in fifth round (129th overall)...Set NCAA Division I-AA record with seven punt returns for TD and tied the season mark with four...Set Northern Iowa and conference record in receiving yards (2,243), punt return yards (1,072) and kickoff return yards (1,359)...First-team all-America as senior by averaging 133.0 all-purpose yards...Qualified in 400- and 200-meter sprints...All-conference honors in track and football at West High in Davenport, Iowa...Majored in criminology and communications...Single.

## 44 Cedric Walker

## Safety

## Stephen F. Austin

Ht: 6-1

Wt: 205

Born: February 16, 1971

Waived by Bears in cut-down to 60 (8/23/94)...First-team all-America selection...Ranks third in Division I-AA and first at Stephen F. Austin with 25 career interceptions...Second player in Southland Conference history named first-team all-conference all four years; and the first to be named at two different position, safety and cornerback...Led the team with 130 tackles, 93 solo, as senior...Named SLC co-Defensive Player of the Week for his 11 tackles over top ranked Youngstown State...Two-time all-district selection at Lufkin High School in Lufkin, TX.

## UNDRAFTED FREE AGENTS

The 11 undrafted free agents is the fewest signed by the Bears in several years. From the 17 undrafted players signed by Chicago prior the the 1994 season, Tony Carter made the Opening Day roster as an undrafted free agent while Greg Primus, Darwin Ireland and Anthony Marshall, saw action later in the season. In addition, Dwayne Joseph and Todd Norman became part of the practice squad; Robert Bass, Garland Hawkins, and Marcus Durgin were placed on IR with training camp injuries; and Cedric Walker was invited back to camp this year.

The following players on the Chicago roster were also signed as undrafted free agents, though not all were originally signed by the Bears: Ryan Wetnight (1993), Shane Matthews (1993), Trevor Cobb (1993), Todd Burger (1993), Scott Kaplan (1993), Robert Green (1992), James Williams (1991), Terry Obee (1990), Pat Eilers (1990), Scott Adams (1989), Vinson Smith (1988), Erik Kramer (1987).

On the Bears current 78-man roster, 31 were not drafted.



# UNDRAFTED FREE AGENTS

## 15 Fabien Bownes

## Wide Receiver

## Western Illinois

Ht: 5-11

Wt: 180

Born: February 29, 1972

Pronounced: BOW ens...Four-year letterman and honorable mention all-conference as senior...Career-best 28-346 and two TDs receiving...Started nine games as senior...School record holder in 200-meter dash and qualified for nationals in the 100-meter dash...Caught 12 passes for 165 yards including a 44-yard long as junior in 1993 while starting three games and playing in five...Did not catch a pass in three games of sophomore season...Two receptions including career-long 47-yarder as freshman...Track and football athlete at Waubonsie Valley in Aurora, IL.

## 47 Robert Crumpton

## Safety

## Illinois

Ht: 6-0

Wt: 191

Born: February 14, 1972

Started 38 games in Illinois career amassing 123 tackles...Missed final three games of season with groin and foot injury, but returned for Liberty Bowl where he was named Defensive Player of the Game with two tackles, interception in the endzone, and a fumble recovery which led to UI score...Started at both corner positions as junior and led team with 11 break-ups...Tied for team lead with seven passes defended and two fumble recoveries as sophomore...Seven stops vs. Michigan and returned a fumble 41 yards in Opener at Minnesota...Won starting job in fourth week of season and ranked fourth among DBs with 32 tackles...First collegiate interception came vs. David Klinger...Had 12 career interceptions and did not allow a passing TD in three years at Hazelwood Central in St. Louis, MO.

## 46 Marlon Forbes

## Cornerback

## Penn State

Ht: 6-1

Wt: 202

Born: December 25, 1971

Walk-on who finished his career with 75 stops, 53 solo, two interceptions, and one fumble recovery...Season-high four stops vs. Michigan...Given John Bruno Memorial Award for special teams contributions...Started nine games as junior collecting 36 tackles (23 solo) and 13 passes defended...Career-best eight stops vs. Maryland...Started season as nickelback as sophomore in 1992, but had won starting left cornerback by end of season...Had 17 tackles all season, 14 in final three games...Walk-on in 1991...Attended Penn State on Navy ROTC scholarship...Played quarterback, wide receiver, and cornerback at Central Islip High on Long Island, NY.

## 69 Lauren Gavin

## Linebacker

## Jackson State

Ht: 6-1

Wt: 229

Born: August 5, 1972

Emergued as starting outside linebacker as senior and finished as team's third leading tackler with 106 stops, including 62 solos...Had 10 tackles for loss which tied for team high...Also had two fumble recoveries, three passes defended, two quarterback sacks and an interception...Had 10 or more tackles in eight of 11 games...Made 46 tackles, recovered one fumble and made two tackles for losses in reserve role as junior...Credited with 14 tackles as sophomore...Prepped at RH Watkins High School in Laurel, MS.

## 53 Bucky Greeley

## Center

## Penn State

Ht: 6-2

Wt: 276

Born: July 30, 1972

Second-team all-Big Ten and Academic all-conference as senior...Won Dick Maginnis Award to Nittany Lions' Outstanding Offensive Lineman...Started 11 games including the Rose Bowl...Missed Illinois game with concussion suffered previous week...Member of o-line which allowed just three sacks and led nation in scoring (47.8 ppg) and total offense (520.2 ypg)...Started 10 games as junior and played in 695 snaps, second only to Kyle Brady...Instrumental in Lions gaining 526 yards rushing at Maryland, second-highest in school history...Started only two games, but played 452 snaps as sophomore...Started in two games and played in nine games at guard as injuries moved him from center...Redshirt in 1990...Full name: Paul Domero Greeley...All-state high school center by Associated Press and outstanding wrestler at Wilkes-Barre, PN.

## 79 Mark Krichbaum Defensive Tackle Virginia

Ht: 6-5 Wt: 283 Born: August 8, 1972

Played in just seven games, starting four, as senior due to a broken leg...Finished with 22 tackles...Started all 12 games at right defensive tackle as junior and tied for fourth with 74 tackles...His 12 tackles-for-loss is eighth best in school history...Career-high 11 stops vs. NC State and Virginia Tech...Started all 11 games of sophomore season finishing with 50 tackles and ranked second on Cavaliers with four sacks including two vs. Navy...Played in all 12 games, starting three as a freshman in 1991...Redshirt in 1990...Basketball, track and field, and football star (defensive end and tight end) in high school at Ridgefield, CT.

## 79 Tim Lewis Tackle N. Illinois

Ht: 6-4 Wt: 300 Born: April 24, 1971

Started 21 of last 22 games at left tackle...Ranked fourth on team in offensive line plays with 728 including career-high 90 vs. Pacific...Second-team pre-season all-Big West by *The Sporting News*...Blocked for 1993 NCAA rushing king LeShon Johnson (now with GB Packers) as a junior...Started 10 games, missing finale with knee injury...Member of scout team as sophomore...Walk-on roster player as freshman...First-team Chicago Public League at defensive end and loop pre-season *Chicago Tribune* "Top Players" at tight end as senior at Farragut High in Chicago.

## 78 Zev Lumelski Tackle Miami-FL

Ht: 6-8 Wt: 304 Born: April 14, 1972

Started all 12 games at weak tackle including the 1995 Orange Bowl vs. Nebraska...Offensive Player of the Game vs. Florida State when Hurricanes rushed 45 times for 185 yards and held the ball for 35:28...Started all 12 games at strong tackle as junior...Three starts for injured Mario Cristobal in 1992 as sophomore...Practiced on scout team as freshman backing-up Leon Searcy (now with the Steelers)...Redshirt in 1990...Team captain, Offensive MVP, and first-team all-Dade County by *The Miami Herald* following 9-1 senior season...Played just two years of football at Beach High in Miami Beach, FL.

## 87 Pat McNerney Tight End Weber State (UT)

Ht: 6-3 Wt: 258 Born: January 3, 1971

Finished seventh on Weber State all-time receiving list...Honorable mention all-Big Sky as senior with 43-429 receiving while starting all 11 games...Rushed three times for 10 yards including one TD...Played in every game, starting five, as junior in '93 and had career-bests with 53 catches for 489 yards and five TDs...Honorable mention all-conference in 1992 ranking third on team with 39-365 receiving and three two-point conversions while starting seven games...Transferred from Arizona after sitting out freshman season...Soccer, basketball, and football star at Assumption High in Ontario, Canada.

## 69 Octus Polk Guard Stephen F. Austin (TX)

Ht: 6-3 Wt: 354 Born: September 17, 1971

First name pronounced: OTIS...Pre-season all-America and two-time all-conference...Started final 23 games of career...Team captain as senior...One of just two seniors to start on line which allowed just 15 sacks in 11 games...Started all 12 games for SFA offense which ranked 12th in the nation rushing (242.8 ypg)...Helped set school mark with 2,913 rushing yards...Spent 1992 on scout units...Started two years at Abilene Christian before transferring...First-team all-district and all-state selection at Sulphur Springs, TX.

## 78 Michael Tobias Defensive Tackle Southern Miss

Ht: 6-1 Wt: 282 Born: April 29, 1971

Fifth in Southern Mississippi history with 14 sacks...Started all 33 games last three seasons...Fourth on team with 69 tackles but led team with 53 solo stops as senior...Had 81 stops, 14 tackles-for-loss, and seven sacks as junior...Opened season with three sacks and nine tackles vs. Pitt...Season-high 11 tackles vs. Auburn...Season-best 91 tackles, 55 solo, in 1992 as sophomore which garnered him second-team all-conference honors...Played in nine games of freshman season finishing with two sacks, four passes defended, and 29 tackles...Redshirted in 1990...Prepped at Riverdale High in Jefferson, LA.

# HOW THE BEARS WERE BUILT

YEAR	DRAFT	FREE AGENTS/WAIVERS	TRADE
1995	<ol style="list-style-type: none"> <li>1. Rashaan Salaam</li> <li>2. Pat Riley</li> <li>2. Todd Sauerbrun</li> <li>3. Sean Harris</li> <li>3. Evan Pilgrim</li> <li>4. Jack Jackson</li> <li>6. Kenny Gales</li> <li>6. Carl Reeves</li> <li>7. Jamal Cox</li> </ol>	Michael Timpson (NE) Marty Carter (TB) Scott Adams (NO) Scott Kaplan (Det) Darrell Thompson (GB) Anthony Johnson (NYJ) Pat Eilers (Wash) *	
1994	<ol style="list-style-type: none"> <li>1. John Thiery</li> <li>2. Marcus Spears</li> <li>3. Jim Flanigan</li> <li>4. Raymont Harris</li> </ol>	Erik Kramer (Det) Andy Heck (Sea) Lewis Tillman (NYG) Greg Primus (Den) Ervin Collier (NE) Greg McMurtry (Ram) James Burton (KC) Kenny Shedd (NYJ) Trevor Cobb (Pit) Tony Carter (undrafted) Darwin Ireland (undrafted) Dwayne Joseph (undrafted) Anthony Marshall (undrafted) Garland Hawkins (undrafted) Robert Bass (undrafted) Cedric Walker (undrafted)	Jeff Graham (Pit)
1993	<ol style="list-style-type: none"> <li>1. Curtis Conway</li> <li>2. Carl Simpson</li> <li>3. Chris Gedney</li> <li>4. Todd Perry</li> <li>4. Myron Baker</li> <li>4. Albert Fontenot</li> </ol>	Joe Cain (Sea) Robert Green (Wash) Terry Obee (Sea) Frank Kmet (Clev) Terry Obee (Min) Kevin Miniefield (Det) Ryan Wetnight (undrafted) Shane Matthews (undrafted) Todd Burger (undrafted)	Vinson Smith (Dal) Barry Minter (Dal)
1992	<ol style="list-style-type: none"> <li>1. Alonzo Spellman</li> <li>2. Troy Auzenne</li> <li>3. Jeremy Lincoln</li> </ol>	Jay Leeuwenburg (KC)	
1991	<ol style="list-style-type: none"> <li>2. Chris Zorich</li> </ol>	Keith Jennings (Dal) James Williams (undrafted)	
1990	<ol style="list-style-type: none"> <li>1. Mark Carrier</li> <li>2. Ron Cox</li> <li>6. John Mangum</li> </ol>		
1989	<ol style="list-style-type: none"> <li>1. Donnell Woolford</li> <li>3. Jerry Fontenot</li> </ol>		
1988	None		
1987	None		
1986	None		
1985	<ol style="list-style-type: none"> <li>4. Kevin Butler</li> </ol>		

\*The following 11 rookies joined the Bears as 1995 undrafted free agents:

Fabien Bownes	Lauren Gavin	Tim Lewis	Octus Polk
Robert Crumpton	Bucky Greeley	Zev Lumelski	Michael Tobias
Marlon Forbes	Mark Krichbaum	Pat McNerney	



# 1995 BEARS VETERAN ROSTER

No	Name	Pos	Ht	Wt	Born	Exp	College	Acc
72	Adams, Scott	OL	6-5	305	9-28-66	5	Georgia	FA-95
70	Auzenne, Troy	T	6-7	305	6-26-69	4	California	D2-92
91	Baker, Myron	LB	6-1	232	1-6-71	3	Louisiana Tech	D4b-93
52	Bass, Robert	MLB	6-1	239	11-10-70	2	Miami - Florida	FA-94
63	Burger, Todd	G	6-3	301	3-20-70	2	Penn State	FA-93
35	Burton, James	CB	5-9	181	4-22-72	2	Fresno State	W-94
6	Butler, Kevin	K	6-1	205	7-24-62	11	Georgia	D4-85
59	Cain, Joe	LB	6-1	239	6-11-65	7	Oregon Tech	RFA-93
20	Carrier, Mark	FS	6-1	190	4-28-68	6	USC	D1-90
23	Carter, Marty	SS	6-1	209	12-17-69	5	Mid. Tennessee St.	FA-95
30	Carter, Tony	FB	5-11	232	8-23-72	2	Minnesota	FA-94
43	Cobb, Trevor	RB	5-9	220	11-20-70	3	Rice	FA-94
80	Conway, Curtis	WR/KR	6-1	193	3-13-71	3	USC	D1-93
54	Cox, Ron	LB	6-2	240	2-27-68	6	Fresno State	D2b-90
37	Eilers, Pat	S	5-11	195	9-3-66	5	Notre Dame	FA-95
99	Flanigan, Jim	DT	6-2	280	8-27-71	2	Notre Dame	D3-94
96	Fontenot, Al	DE	6-4	275	9-17-70	3	Baylor	D4c-93
67	Fontenot, Jerry	G/C	6-3	300	11-21-66	7	Texas A & M	D3-89
84	Gedney, Chris	TE	6-5	265	8-9-70	3	Syracuse	D3-93
81	Graham, Jeff	WR	6-2	200	2-14-69	5	Ohio State	TR-94
22	Green, Robert	RB	5-8	212	9-10-70	4	William & Mary	W-93
29	Harris, Raymont	RB	6-1	225	12-23-70	2	Ohio State	D4-94
72	Hawkins, Garland	DE	6-3	265	2-19-70	2	Syracuse	FA-94
64	Heck, Andy	T	6-6	296	1-1-67	7	Notre Dame	FA-94
85	Jennings, Keith	TE	6-4	270	5-19-66	6	Clemson	FA-91
25	Johnson, Anthony	RB	6-0	225	10-25-67	6	Notre Dame	FA-95
12	Kramer, Erik	QB	6-1	200	11-6-64	6	North Carolina St.	FA-94
58	Leeuwenburg, Jay	OL	6-3	290	6-18-69	4	Colorado	W-92
39	Lincoln, Jeremy	CB	5-10	180	4-7-69	4	Tennessee	D3-92
26	Mangum, John	S	5-10	186	3-16-67	6	Alabama	D7-90
9	Matthews, Shane	QB	6-3	196	6-1-70	3	Florida	FA-93
88	McMurtry, Greg	WR	6-2	210	10-15-67	6	Michigan	FA-94
24	Miniefield, Kevin	CB	5-9	180	3-2-70	3	Arizona State	FA-93
92	Minter, Barry	LB	6-2	240	1-28-70	3	Tulsa	TR-93
83	Obee, Terry	WR	5-10	189	6-15-68	3	Oregon	FA-93
75	Perry, Todd	G	6-5	310	11-28-70	3	Kentucky	D4a-93
19	Shedd, Kenny	WR	5-9	171	2-14-71	2	Northern Iowa	FA-94
98	Simpson, Carl	DT	6-2	295	4-18-70	3	Florida State	D2-93
55	Smith, Vinson	LB	6-2	247	7-3-65	8	East Carolina	TR-93
76	Spears, Marcus	T	6-4	300	9-28-71	2	Northwestern St. (LA)	D2-94
90	Spellman, Alonzo	DE	6-4	290	9-27-71	4	Ohio State	D1-92
94	Thierry, John	DE	6-4	260	9-4-71	2	Alcorn State (MS)	D1-94
33	Thompson, Darrell	RB	5-1	225	11-23-67	6	Minnesota	FA-94
27	Tillman, Lewis	RB	6-1	204	4-16-66	7	Jackson State	FA-94
82	Timpson, Michael	WR	5-10	180	6-6-67	7	Penn State	RFA-95
4	Walsh, Steve	QB	6-3	205	12-1-66	7	Miami - Florida	FA-94
89	Wetnight, Ryan	TE	6-2	240	11-5-70	3	Stanford	FA-93
71	Williams, James	T	6-7	335	3-29-68	5	Cheyney State (PA)	FA-91
21	Woodford, Donnell	CB	5-9	188	1-6-66	7	Clemson	D1a-89
97	Zorich, Chris	DT	6-1	280	3-13-69	5	Notre Dame	D2-91

# 1995 BEARS FIRST-YEAR ROSTER

## FIRST YEAR PLAYERS\* (8)

No	Name	Pos	Ht	Wt	Born	College	Acq
93	Collier, Ervin	DT	6-3	290	5-12-71	Florida A & M	FA-94
60	Ireland, Darwin	LB	5-11	240	5-26-71	Arkansas	FA-94
32	Joseph, Dwayne	CB	5-9	180	6-2-72	Syracuse	FA-94
10	Kaplan, Scott	K	6-0	195	2-17-70	Pittsburgh	FA-95
73	Kmet, Frank	OL	6-3	300	3-13-70	Purdue	FA-94
36	Marshall, Anthony	S	6-1	205	9-16-70	LSU	FA-94
18	Primus, Greg	WR	5-11	188	10-20-70	Colorado State	FA-94
44	Walker, Cedric	S	6-0	205	2-16-71	Stephen F. Austin	FA-94

## ROOKIES (20)

No	Name	Pos	Ht	Wt	Born	College	Acq
15	Bownes, Fabien	WR	5-11	180	2-29-72	Western Illinois	FA-95
62	Cox, Jamal	MLB	6-1	240	1-21-72	Georgia Tech	D7-95
47	Crumpton, Robert	S	6-0	191	2-14-72	Illinois	FA-95
46	Forbes, Marlon	CB	6-1	202	12-25-71	Penn State	FA-95
48	Gales, Kenny	CB	5-11	173	4-1-72	Wisconsin	D6a-95
69d	Gavin, Lauren	LB	6-1	230	8-5-72	Jackson State	FA-95
53	Greeley, Bucky	C	6-2	280	7-30-72	Penn State	FA-95
57	Harris, Sean	LB	6-3	244	2-25-72	Arizona	D3a-95
82	Jackson, Jack	WR	5-8	171	11-11-72	Florida	D4-95
79d	Krichbaum, Mark	DT	6-5	283	8-8-72	Virginia	FA-95
79o	Lewis, Tim	T	6-4	300	4-24-71	Northern Illinois	FA-95
78o	Lumelski, Zev	T	6-8	304	4-14-72	Miami - Florida	FA-95
87	McNerney, Pat	TE	6-3	260	1-3-71	Weber State (UT)	FA-95
65	Pilgrim, Evan	G	6-4	300	8-14-72	BYU	D3b-95
69o	Polk, Octus	G	6-3	340	9-17-71	Stephen F. Austin (TX)	FA-95
68	Reeves, Carl	DE	6-4	247	12-17-71	North Carolina State	D6b-95
95	Riley, Pat	DE	6-5	285	3-8-72	Miami - Florida	D2a-95
31	Salaam, Rashaan	RB	6-1	226	10-8-74	Colorado	D1-95
16	Sauerbrun, Todd	P-KO	5-10	206	1-20-71	West Virginia	D2b-95
78d	Tobias, Michael	DT	6-1	282	4-29-71	Southern Mississippi	FA-95

\* First year designation is for players who have previously been in a professional football league in either training camp, regular season, or post-season; but were not on the active roster (or IR) for at least six games.

## pro NUN see ay shun

Troy Auzenne	awe ZENE	Greg Primus	PREE mus
Fabien Bownes	pronounced: BOW ens	Rashaan Salaam	ruh SHAUN suh LAHM
Jerry Fontenot	FAHN tuh no	Todd Sauerbrun	SOUR brun
Mark Krichbaum	KRISH bomb	Vinson Smith	VINN son
Jay Leeuwenburg	LOU in burg	John Thierry	pronounced: theory
Zev Lumelski	lou MEL ski	Michael Tobias	toe BUY us
Octus Polk	pronounced: Otis		

# CAREER STATISTICS OF ACTIVE BEARS

SCORING	TDs:	Ru-Re-Rt	PAT	FG	S	Pts
Butler (10)	0	0	0	342	220	0 1002
Tillman (6)	12	0	0	0	0	0 72
Thompson (5)	7	1	1	0	0	0 54
Timpson (6)	0	8	0	0	0	0 48
Graham (4)	0	5	1	1	0	0 38
Johnson (5)	1	5	0	0	0	0 36
McMurtry (5)	0	5	0	0	0	0 30
Conway (2)	0	4	0	1	0	0 26
Jennings (5)	0	4	0	0	0	0 24
Gedney (2)	0	3	0	0	0	0 18
Obee (2)	0	3	0	0	0	0 18
Green (3)	0	2	0	0	0	0 12
Wetnight (2)	0	2	0	0	0	0 12
Baker (2)	0	0	2	0	0	0 12
Kramer (5)	1	0	0	0	0	0 6
R. Harris (1)	1	0	0	0	0	0 6
Walsh (6)	1	0	0	0	0	0 6
Carrier (5)	0	0	1	0	0	0 6
Lincoln (2)	0	0	1	0	0	0 6
Zorich (4)	0	0	1	0	0	0 6

RUSHING	No	Yds	Avg	Lg	TD
Tillman (6)	630	2,305	3.7	58	12
Thompson (5)	464	1,642	3.5	60	7
Johnson (5)	300	1,029	3.4	19	1
R. Harris (1)	123	464	3.8	13	1
Green (3)	48	197	4.1	23	0
Conway (2)	11	75	6.8	18	0
Kramer (5)	65	73	1.1	12	1
Walsh (6)	68	41	0.6	18	1
Timpson (6)	3	10	3.3	10	0
McMurtry (5)	2	3	1.5	2	0

RECEIVING	No	Yds	Avg	Lg	TD
Timpson (8)	172	2,472	14.4	60	8
Graham (4)	157	2,255	14.4	76	5
McMurtry (5)	128	1,631	12.7	65	5
Johnson (5)	156	1,367	8.8	57	5
Conway (2)	58	777	13.4	85	4
Jennings (5)	62	645	10.4	29	4
Obee (2)	26	351	13.5	48	3
Thompson (5)	41	330	8.0	43	1
Tillman (6)	43	315	7.3	39	0
Green (3)	38	267	7.0	39	2
Gedney (2)	23	255	11.1	37	3
R. Harris (1)	39	236	6.1	18	0
Wetnight (2)	20	197	9.9	25	2
Primus (1)	3	25	8.3	12	0
T. Carter (1)	1	24	24.0	24	0
M. Carter (4)	1	21	21.0	21	0

( ) Seasons in the NFL with at least 1 game played.  
Does not include post-season games.

PUNT RETURNS	Ret	FC	Yds	Avg	Lg	TD
Obee (2)	35	20	289	8.3	28	0
Graham (4)	23	7	186	8.1	61	1
Woolford (6)	13	3	139	10.7	32	0
Conway (2)	8	9	63	7.9	24	0
Timpson (6)	8	2	47	5.9	14	0
Johnson (5)	1	0	3	3.0	3	0

KICKOFF RETURNS	No	Yds	Avg	Lg	TD
Conway (2)	31	678	21.8	55	0
Thompson (5)	23	468	20.3	76	1
Green (3)	16	227	14.2	30	0
Timpson (6)	10	168	16.8	28	0
Obee (2)	9	159	17.7	34	0
T. Carter (1)	6	99	16.5	26	0
Eilers (5)	5	99	19.8	26	0
Graham (4)	3	48	16.0	23	0
Tillman (6)	2	29	14.5	19	0
Flanigan (1)	2	26	13.0	14	0
Woolford (6)	1	28	28.0	28	0
Harris (1)	1	18	18.0	18	0
A. Fontenot (2)	1	8	8.0	8	0
Leeuwenburg (3)	1	7	7.0	7	0
Mangum (5)	1	0	0.0	0	0
Adams (4)	1	0	0.0	0	0
M. Carter (4)	1	0	0.0	0	0
Thierry (1)	1	0	0.0	0	0

INTERCEPTIONS	No	Yds	Avg	Lg	TD
Woolford (6)	22	154	6.7	32	0
Carrier (5)	18	197	10.9	39	1
M. Carter (4)	5	6	1.2	5	0
Lincoln (2)	4	114	28.5	80	1
Cain (6)	3	8	2.7	8	0
Mangum (5)	2	5	2.5	5	0
Spellman (3)	1	31	31.0	31	0

DEFENSE	Tackles	Solo	FF	FR	PD	Sk
Carrier (5)	496	242	9	5	55	0
Woolford (6)	463	335	3	1	121	3
M. Carter (4)	403	287	7	2	22	3
Cain (6)	352	189	3	2	16	0
Smith (6)	294	157	3	4	5	2
Zorich (4)	288	141	2	3	1	14.5
Mangum (5)	187	121	2	1	14	1.5
R. Cox (5)	161	88	5	1	2	7
Spellman (3)	118	75	1	0	9	13.5
Lincoln (2)	84	60	1	0	15	0
A. Fontenot (2)	66	39	2	0	2	5
Baker (2)	52	25	0	3	3	0
Minter (2)	49	27	0	0	4	0
Simpson (2)	49	23	0	0	1	0.5
Eilers (5)	33	17	0	0	0	0
Williams (4)	17	8	0	0	1	1
Flanigan (1)	14	9	0	0	0	0
Burton (1)	13	6	0	0	1	0
Minifie (2)	12	6	1	0	0	0
Thierry (1)	10	7	0	0	2	0

PASSING	Att	Cmp	Yds	Cmp%	Y/Att	TD	TD%	Int	Int%	Lg	Sack-Lost	Rating
Walsh (6)	848	450	5,290	53.1	6.24	30	3.5	31	3.7	58	24-186	68.9
Kramer (5)	759	425	5,096	55.9	6.71	35	4.6	32	4.2	85	58-358	74.5
Johnson (5)	2	0	0	0.0	0.00	0	0.0	1	50.0	0	0-0	0.0
Conway (2)	1	1	23	100.0	23.00	1	100.0	0	0.0	23	0-0	158.3
McMurtry (5)	1	0	0	0.0	0.00	0	0.0	0	0.0	0	0-0	39.6

The following players have played in (or been active for) at least one NFL game, but have no official stats:  
RB Trevor Cobb, LB Darwin Ireland, S Anthony Marshall, QB Shane Matthews, WR Kenny Shedd



# 1994 FINAL STANDINGS

## NATIONAL FOOTBALL CONFERENCE

### Central Division

	W	L	T	Pct.	PF	PA
Minnesota	10	6	0	.625	356	314
Green Bay	9	7	0	.563	382	287
Detroit	9	7	0	.563	357	342
CHICAGO	9	7	0	.563	271	307
Tampa Bay	6	10	0	.375	251	351

### Eastern Division

	W	L	T	Pct.	PF	PA
Dallas	12	4	0	.750	414	248
NY Giants	9	7	0	.563	279	305
Arizona	8	8	0	.500	235	267
Philadelphia	7	9	0	.438	308	308
Washington	3	13	0	.188	320	412

### Western Division

	W	L	T	Pct.	PF	PA
San Francisco	13	3	0	.813	505	296
New Orleans	7	9	0	.438	348	407
Atlanta	7	9	0	.438	313	389
LA Rams	4	12	0	.250	286	365

(Carolina Panthers)

## AMERICAN FOOTBALL CONFERENCE

### Central Division

	W	L	T	Pct.	PF	PA
Pittsburgh	12	4	0	.750	316	234
Cleveland	11	5	0	.688	340	204
Cincinnati	3	13	0	.188	276	406
Houston	2	14	0	.125	226	352

(Jacksonville Jaguars)

### Eastern Division

	W	L	T	Pct.	PF	PA
Miami	10	6	0	.625	389	327
New England	10	6	0	.625	351	312
Indianapolis	8	8	0	.500	340	356
Buffalo	7	9	0	.438	340	356
NY Jets	6	10	0	.375	264	320

### Western Division

	W	L	T	Pct.	PF	PA
San Diego	11	5	0	.688	381	306
Kansas City	9	7	0	.563	303	327
LA Raiders	9	7	0	.563	319	298
Denver	7	9	0	.438	347	396
Seattle	6	10	0	.375	287	323

## 1994 NFL POST-SEASON

(Paid attendance in parentheses)

### NFC First Round

Detroit 12, at Green Bay 16 (59,032)  
CHICAGO 35, at Minnesota 18 (61,225)

### NFC Second Round

CHICAGO 15, at San Francisco 44 (67,420)  
Green Bay 9, at Dallas 35 (63,869)

### NFC Championship Game

Dallas 28, at San Francisco 38 (69,294)

### AFC First Round

Kansas City 17, at Miami 27 (73,762)  
New England 13, at Cleveland 20 (78,473)

### AFC Second Round

Cleveland 9, at Pittsburgh (60,478)  
Miami 21, at San Diego 22 (62,303)

### AFC Championship Game

San Diego 17, at Pittsburgh 13 (60,654)

## SUPER BOWL XXIX at Joe Robbie Stadium, Miami, Florida

San Francisco (NFC) 49, San Diego (AFC) 26 (74,107)

## AFC-NFC PRO BOWL at Honolulu, Hawaii

AFC 41, NFC 13 at Honolulu, HI (49,121)

- Green Bay was the first Wild Card based on best head-to-head record (3-1) vs. Detroit (2-2), and Chicago (1-3); and a better conference record (8-4) than the NY Giants (6-6). Detroit was the second Wild Card based on a better division record (4-4) than Chicago (3-5) and a head-to-head sweep of the NY Giants (1-0). CHICAGO was the third Wild Card based on a better record vs. common opponents (4-4) than the Giants (3-5).
- Kansas City finished ahead of the LA Raiders based on a head-to-head sweep (2-0).
- Miami finished ahead of New England based on a head-to-head sweep (2-0).
- New Orleans finished ahead of Atlanta based on a head-to-head sweep (2-0).

# 1994 FINAL STATISTICS

## WON 9, LOST 7

Sept. 4	W	21- 9	Tampa Bay	61,844
Sept. 12	L	22-30	at Philadelphia	64,890
Sept. 18	L	14-42	Minnesota	61,073
Sept. 25	W	19- 7	at NY Jets	70,806
Oct. 2	W	20-13	Buffalo	62,406
Oct. 9	W	17- 7	New Orleans	63,822
Oct. 23	L	16-21	at Detroit	73,574
Oct. 31	L	6-33	Green Bay	47,381
Nov. 6	W	20- 6	at Tampa Bay	60,821
Nov. 13	W	17-14	at Miami	64,871
Nov. 20	W	20-10	Detroit	55,035
Nov. 27	W (OT)	19-16	at Arizona	65,922
Dec. 1	L (OT)	27-33	at Minnesota	61,483
Dec. 11	L	3-40	at Green Bay	57,927
Dec. 18	W	27-13	LA Rams	56,276
Dec. 24	L	3-13	New England	60,178

	Bears	Opp
TOTAL FIRST DOWNS	274	275
Rushing	88	100
Passing	165	163
Penalty	21	12
3rd Down: Made/Att	97/232	81/218
3rd Down Pct.	41.8	37.2
4th Down: Made/Att	9/16	8/17
4th Down Pct.	56.3	47.1
POSSESSION AVG.	31:37	28:23
TOTAL NET YARDS	4679	5009
Avg. Per Game	292.4	313.1
Total Plays	1014	982
Avg. Per Play	4.6	5.1
NET YARDS RUSHING	1588	1922
Avg. Per Game	99.3	120.1
Total Rushes	487	432
NET YARDS PASSING	3091	3087
Avg. Per Game	193.2	192.9
Tackled/Yards Lost	25/139	28/175
Gross Yards	3230	3262
Att./Completions	502/308	522/295
Completion Pct.	61.4	56.5
Had Intercepted	16	12
PUNTS/AVERAGE	76/37.8	72/39.0
NET PUNTING AVG.	76/32.4	72/34.9
PENALTIES/YARDS	66/503	80/645
FUMBLES/BALL LOST	21/10	29/10
TOUCHDOWNS	30	31
Rushing	10	10
Passing	19	16
Returns	1	5

SCORE BY PERIOD	1	2	3	4	OT	Tot
BEARS	40	61	61	106	3	271
OPPONENTS	44	116	67	74	6	307

SCORING	TDs: Ru-Pa-Rt	K-PAT	FG	S	Pts
Butler	0 0 0 0	24/24	21/29	0	87
Tillman	7 7 0 0			0	42
Graham	5 0 4 1			0	32
Gedney	3 0 3 0			0	18
Jennings	3 0 3 0			0	18
Conway	2 0 2 0			0	14
Green	2 0 2 0			0	12
Cook	1 0 1 0			0	6
Harris	1 1 0 0			0	6
Lewis	1 0 1 0			0	6
McMurtry	1 0 1 0			0	6
Waddle	1 0 1 0			0	6
Walsh	1 1 0 0			0	6
Wetnight	1 0 1 0			0	6
Worley	1 1 0 0			0	6
BEARS	30 10 19 1	24/24	21/29	0	271
OPPONENTS	31 10 16 5	25/26	30/41	0	307

**2-PT CONVERSIONS:** Conway, Graham, BEARS  
2-6, OPPONENTS 3-4

**SACKS:** Armstrong 7.5, Spellman 7.0, Zorich 5.5,  
A.Fontenot 4.0, Douglass 1.5, Epps 1.0, Smith  
1.0, Mangum 0.5, BEARS 28.0, OPPONENTS  
25.0

RUSHING	No	Yds	Avg	Lg	TD
Tillman	275	899	3.3	125	7
Harris	123	464	3.8	13	1
Green	25	122	4.9	14	0
Conway	6	31	5.2	12	0
Christian	7	29	4.1	8	0
Hoge	6	24	4.0	8	0
Worley	9	17	1.9	4	1
Walsh	30	4	.1	12	1
Kramer	6	-2	-.3	2	0
BEARS	487	1588	3.3	125	10
OPPONENTS	432	1922	4.4	90	10

RECEIVING	No	Yds	Avg	Lg	TD
Graham	68	944	13.9	176	4
Conway	39	546	14.0	185	2
Harris	39	236	6.1	18	0
Tillman	27	222	8.2	39	0
Waddle	25	244	9.8	22	1
Green	24	199	8.3	139	2
Cook	21	212	10.1	34	1
Gedney	13	157	12.1	137	3
Hoge	13	79	6.1	11	0
Wetnight	11	104	9.5	19	1
Jennings	11	75	6.8	123	3
McMurtry	8	112	14.0	30	1
Primus	3	25	8.3	12	0
Christian	2	30	15.0	21	0
Lewis	2	13	6.5	8	1
Carter	1	24	24.0	24	0
Worley	1	8	8.0	8	0
BEARS	308	3230	10.5	185	19
OPPONENTS	295	3262	11.1	165	16

# 1994 FINAL STATISTICS

INTERCEPTIONS	No	Yds	Avg	Lg	TD
Woolford	5	30	6.0	25	0
Gayle	2	33	16.5	33	0
Carrier	2	10	5.0	7	0
Spellman	1	31	31.0	31	0
Douglass	1	18	18.0	18	0
Lincoln	1	5	5.0	5	0
BEARS	12	127	10.6	33	0
OPPONENTS	16	335	20.9	181	3

KICKOFF RETURNS	No	Yds	Avg	Lg	TD
Lewis	35	874	25.0	55	0
Conway	10	228	22.8	34	0
Carter	6	99	16.5	26	0
Green	6	77	12.8	16	0
Worley	4	52	13.0	25	0
Flanigan	2	26	13.0	14	0
Harris	1	18	18.0	18	0
Thierry	1	0	0.0	0	0
Woolford	1	28	28.0	28	0
BEARS	66	1402	21.2	55	0
OPPONENTS	65	1271	19.6	1102	1

PUNTING	No	Yds	Avg	Net	TB	In20	Lg	B
Gardocki	76	2871	37.8	32.4	9	23	57	0
BEARS	76	2871	37.8	32.4	9	23	57	0
OPPONENTS	72	2808	39.0	34.9	4	27	61	0

PUNT RETURNS	Ret	FC	Yds	Avg	Lg	TD
Graham	15	5	140	9.3	161	1
Conway	8	9	63	7.9	24	0
Waddle	3	3	8	2.7	6	0
Lewis	1	3	7	7.0	7	0
BEARS	27	20	218	8.1	161	1
OPPONENTS	26	18	225	8.7	57	0

FIELD GOALS	1-19	20-29	30-39	40-49	50+
Butler	1/1	7/7	6/9	5/8	2/4
OPPONENTS	1/1	13/13	9/11	7/14	0/2
Butler: ( ) ( ) (54N) (44G, 42N, 30G) (50G, 20G) (46G, 36N) (46N, 22G) ( ) (18G, 37G) (51N, 40G) (28G, 23G) (35G, 52G, 31G, 27G) (29G, 33G, 40N) (25G) (41G, 30G) (44G, 38B, 36N)					
OPPONENTS: (31G, 49G, 30G, 54N) (41G, 29G, 33G) (43G, 24G) (47G, 41N) (28G, 30G) (50B, 36N) ( ) (30B) (33G, 47N, 38G) (29G, 33G, 45N) (29G, 43N) (49G, 22G, 47G) (45G, 41G, 29G, 38G) (39G, 24G, 20G, 29G) (18G, 42B, 21G) (29G, 22G, 46N)					

PASSING	Att	Cmp	Yds	Cmp%	Yd/Att	TD	TD%	Int	Int%	Lg	Sack/Lost	Rating
Walsh	343	208	2078	60.6	6.06	10	2.9	8	2.3	50	11/52	77.9
Kramer	158	99	1129	62.7	7.15	8	5.1	8	5.1	185	14/87	79.9
Conway	1	1	23	100.0	23.00	1	100.0	0	0.0	123	0/0	158.3
BEARS	502	308	3230	61.4	6.43	19	3.8	16	3.2	185	25/139	79.4
OPPONENT	522	295	3262	56.5	6.25	16	3.1	12	2.3	165	28/175	75.9

DEFENSE	Tackles	Solo	Assist	FF	FR	PD	Sacks-Yds	Int-Yds
Cain	129	83	46	1	1	2		
Jones	108	69	39		2	5		
Carrier	107	59	48	1		7		2-10
Zorich	104	49	55	1			5.5-23	
Gayle	97	67	30	3	1	8		
Douglass	77	46	31			3	1.5-19	1-18
Woolford	65	54	11	1		21		5-30
Fontenot, A.	62	37	25	1		2	4-14	
Spellman	60	35	25	1		8	7-49	1-31
Armstrong	60	34	26	1		1	7.5-52	
Mangum	58	36	22			3	0.5-5	
Minter	49	27	22			4		
Smith	48	23	25	2		1	1-6	
Lincoln	47	34	13	1		9		1-5
Simpson	42	21	21					
Cox	38	24	14			1		
Baker	29	15	14		1	3		
Flanigan	14	9	5					
Burton	13	6	7			1		
Thierry	10	7	3			2		
Miniefield	10	4	6					
Johnson	6	3	3					
Epps	4	3	1				1-10	

KEY: FF - Forced Fumbles; FR - Fumbles Recovered; PD - Passes Defended  
Compiled from coaches watching game films.

See page 73 for special  
teams tackles



# 1994 GAME SUMMARIES

## GAME 1

### CHICAGO 21, TAMPA BAY 9

Soldier Field (61,844)

Sunday, September 4, 1994

TAMPA BAY	0	3	6	0—9
CHICAGO	7	7	0	7—21

**BEARS** — Gedney 10-yard pass from Kramer (Butler kick) (4-68, 2:25). **BUCCANEERS** — Husted 31-yard field goal (21-67, 10:05). **BEARS** — Tillman 1-yard run (Butler kick) (8-78, 4:18). **BUCCANEERS** — Husted 49-yard field goal (7-32, 2:46). **BUCCANEERS** — Husted 30-yard field goal (10-56, 5:41). **BEARS** — Gedney 37-yard pass from Kramer (Butler kick) (6-56, 2:32).

	Buccaneers	Bears
First downs.....	17	17
Total net yards.....	304	270
Rushes-yards.....	30-123	25-66
Att-comp-net.....	32-18-181	25-18-204
Times thrown-yds lost.....	3-16	2-8
Int-TDs.....	0-0	0-2
Punts-avg.....	5-37.2	6-40.8
Penalties-yards.....	6-72	6-45
Fumbles-lost.....	0-0	0-0
Time of possession.....	33:27	26:33

## RUSHING

**BEARS** — Tillman 19-62-1, Hoge 3-5, Kramer 3-(-1). **BUCCANEERS** — Workman 15-81, Rhett 11-49, Erickson 1-1, Harris 1-(-3), McDowell 2-(-5).

## RECEIVING

**BEARS** — Graham 3-58, Gedney 2-47-2, Conway 3-25, Green 2-25, Tillman 2-23, Hoge 5-18, Waddle 2-16. **BUCCANEERS** — Green 3-53, Wilson 3-53, McDowell 4-42, Harris 3-20, Workman 2-16, Copeland 1-2.

## PASSING

**BEARS** — Kramer 25-18-212, 2 TDs. **BUCCANEERS** — Erickson 32-18-197.

## INTERCEPTIONS

**BEARS** — None.

**BUCCANEERS** — None.

## SACKS

**BEARS** — Armstrong 2-15, Spellman 1-1.

**BUCCANEERS** — Wheeler 1-0, Wilson 0.5-4, Curry 0.5-4.

## GAME 2

### PHILADELPHIA 30, CHICAGO 22

Veterans Stadium (64,890)

Monday night, September 12, 1994

CHICAGO	0	0	0	22—22
PHILADELPHIA	7	17	6	0—30

**EAGLES** — Williams 9-yard pass from Cunningham (Murray kick) (11-83, 5:37). **EAGLES** — Williams 14-yard pass from Cunningham (Murray kick) (9-68, 4:32). **EAGLES** — Johnson 7-yard pass from Cunningham (Murray kick) (5-19, 2:19). **EAGLES** — Murray 41-yard field goal (9-46, 1:42). **EAGLES** — Murray 29-yard field goal (11-79, 5:17). **EAGLES** — Murray 33-yard field goal (8-10, 4:11). **BEARS** — Conway 22-yard pass from Kramer (Butler kick) (10-63, 5:26). **BEARS** — Conway 85-yard pass from Kramer (Conway pass from Kramer) (2-85, 0:16). **BEARS** — Cook 16-yard pass from Kramer (Butler kick) (3-73, 1:10).

	Eagles	Bears
First downs.....	24	13
Total net yards.....	416	312
Rushes-yards.....	39-105	11-37
Att-comp-net.....	36-24-311	31-18-275
Times thrown-yds lost.....	0-0	3-14
Int-TDs.....	0-3	1-3
Punts-avg.....	4-31.3	6-36.8
Penalties-yards.....	8-69	5-40
Fumbles-lost.....	1-0	2-0
Time of possession.....	38:57	21:03

## RUSHING

**BEARS** — Tillman 7-22, Hoge 2-15, Kramer 1-0, Worley 1-0.

**EAGLES** — Walker 19-72, Joseph 11-24, Hebron 2-7, Cunningham 7-2.

## RECEIVING

**BEARS** — Conway 7-148-2, Cook 3-58-1, Graham 3-29, Christian 1-21, Tillman 2-16, Hoge 1-9, Worley 1-8.

**EAGLES** — Barnett 8-102, Williams 6-85-2, Joseph 4-43, Walker 3-36, Hebron 1-26, Bailey 1-12, Johnson 1-7-1.

## PASSING

**BEARS** — Kramer 31-18-289, 3 TD, 1 int.

**EAGLES** — Cunningham 36-24-311, 3 TDs.

## INTERCEPTIONS

**BEARS** — None.

**EAGLES** — Jackson 1-31.

## SACKS

**BEARS** — None.

**EAGLES** — Fuller 2-6, Grossman 1-8.

# 1994 GAME SUMMARIES

## GAME 3

### MINNESOTA 42, CHICAGO 14

Soldier Field (61,073)

Sunday, September 18, 1994

MINNESOTA	0	10	18	14	— 42
CHICAGO	0	0	0	14	— 14

**VIKINGS** — Allen 12-yard run (Reveiz kick) (14-80, 6:45). **VIKINGS** — Reveiz 43-yard field goal (12-64, 6:24). **VIKINGS** — Reveiz 41-yard field goal (6-65, 3:00). **VIKINGS** — Reed 18-yard pass from Moon (Reveiz kick) (1-18, 0:17). **VIKINGS** — Washington 81-yard interception return (Carter pass from Moon). **VIKINGS** — Allen 1-yard run (Reveiz kick) (10-68, 5:32). **BEARS** — Worley 1-yard run (pass failed) (8-73, 3:03). **VIKINGS** — Smith 14-yard run (Reveiz kick) (5-35, 2:48). **BEARS** — Waddle 8-yard pass from Kramer (Graham pass from Kramer) (7-63, 2:44).

	VIKINGS	BEARS
First downs.....	28	19
Total net yards.....	464	304
Rushes-yards.....	36-212	14-60
Att-comp-net.....	32-25-252	35-27-244
Times thrown-yds lost.....	0-0	3-17
Int-TDs.....	1-1	0-1
Punts-avg.....	0-0.0	4-32.3
Penalties-yards.....	4-22	4-20
Fumbles-lost.....	3-1	1-1
Time of possession.....	34:08	25:52

## RUSHING

**BEARS** — Tillman 10-44, Harris 2-16, Worley 1-1-1, Kramer 1-(-1).

**VIKINGS** — Allen 22-159-2, Smith 6-35-1, Graham 6-14, Moon 2-4.

## RECEIVING

**BEARS** — Waddle 8-82-1, Graham 5-51, Gedney 4-43, Cook 2-39, Conway 2-19, Hoge 3-14, Harris 3-13.

**VIKINGS** — Reed 7-90-1, Carter 9-86, Cooper 1-21, Palmer 2-18, Jordan 1-18, Smith 2-10, Novoselsky 1-4, Allen 1-3, Evans 1-2.

## PASSING

**BEARS** — Kramer 35-27-261, 1 TD, 1 int.

**VIKINGS** — Moon 29-22-236, 1 TD, 1 int.; Johnson 3-3-16.

## INTERCEPTIONS

**BEARS** — Douglass 1-18.

**VIKINGS** — Washington 1-81-1.

## SACKS

**BEARS** — None.

**VIKINGS** — Thomas 1-6, Del Rio 1-4, Randle 0.5-3.5, Harris 0.5-3.5.

## GAME 4

### CHICAGO 19, NY JETS 7

Giants Stadium (70,806)

Sunday night, September 25, 1994

CHICAGO	0	10	3	6	— 19
NY JETS	7	0	0	0	— 7

**JETS** — Johnson 5-yard run (Lowery kick) (9-67, 5:00). **BEARS** — Tillman 2-yard run (Butler kick) (15-58, 7:51). **BEARS** — Butler 44-yard field goal (10-43, 5:04). **BEARS** — Butler 30-yard field goal (7-7, 2:40). **BEARS** — Tillman 2-yard run (pass failed) (4-23, 1:54).

	Jets	Bears
First downs.....	17	17
Total net yards.....	325	226
Rushes-yards.....	18-164	40-104
Att-comp-net.....	32-16-161	24-14-122
Times thrown-yds lost.....	4-19	4-21
Int-TDs.....	1-0	0-0
Punts-avg.....	4-39.3	5-40.6
Penalties-yards.....	4-28	3-25
Fumbles-lost.....	5-2	0-0
Time of possession.....	23:35	36:25

## RUSHING

**BEARS** — Tillman 32-96-2, Worley 2-6, Christian 1-4, Walsh 5-(-2).

**JETS** — Johnson 12-126-1, Baxter 4-15, Trudeau 1-15, Esiason 1-8.

## RECEIVING

**BEARS** — Conway 3-35, Hoge 4-34, Waddle 2-32, Graham 2-19, Green 1-10, Tillman 1-7, Cook 1-6.

**JETS** — Mitchell 4-65, Moore 3-33, Johnson 4-30, Monk 2-23, Anderson 2-22, Murrell 1-7.

## PASSING

**BEARS** — Walsh 24-14-143.

**JETS** — Esiason 20-11-112; Trudeau 12-5-68, 1 int.

## INTERCEPTIONS

**BEARS** — Spellman 1-31.

**JETS** — None.

## SACKS

**BEARS** — Spellman 1-8, Smith 1-6, Fontenot 1-5, Zorich 1-0.

**JETS** — Lageman 2.5-14, Houston 1-7, Jones 0.5-1.



# 1994 GAME SUMMARIES

## GAME 5

### CHICAGO 20, BUFFALO 13

Soldier Field (62,406)

Sunday, October 2, 1994

BUFFALO	3	3	7	0—13
CHICAGO	0	7	3	10—20

**BILLS** — Christie 28-yard field goal (5-6, 1:21). **BILLS** — Gedney 13-yard pass from Walsh (Butler kick) (7-59, 3:32). **BILLS** — Christie 30-yard field goal (10-45, 1:23). **BEARS** — Butler 50-yard field goal (6-29, 3:37). **BILLS** — Metzelaars 15-yard pass from Kelly (Christie kick) (4-66, 1:14). **BEARS** — Walsh 1-yard run (Butler kick) (15-69, 9:03). **BEARS** — Butler 20-yard field goal (11-34, 6:20).

	Bills	Bears
First downs.....	13	17
Total net yards.....	204	261
Rushes-yards.....	22-105	42-111
Att-comp-net.....	33-19-99	28-19-150
Times thrown-yds lost.....	2-17	2-10
Int-TDs.....	2-1	1-1
Punts-avg.....	6-45.0	5-37.2
Penalties-yards.....	10-60	3-30
Fumbles-lost.....	1-1	0-0
Time of possession.....	20:35	39:25

## RUSHING

**BEARS** — Tillman 19-48, Harris 11-45, Conway 1-9, Worley 4-8, Hoge 1-4, Green 5-1, Walsh 5-(-4)-1.

**BILLS** — Davis 18-78, Kelly 2-19, Gardner 2-8.

## RECEIVING

**BEARS** — Graham 5-63, Conway 4-38, Gedney 2-19-1, Harris 4-16, Cook 2-13, Waddle 1-7, Hoge 1-4.

**BILLS** — Metzelaars 3-25-1, Reed 3-25, Davis 7-23, Brooks 3-21, Beebe 2-14, Copeland 1-8.

## PASSING

**BEARS** — Walsh 28-19-160, 1 TD, 1 int.

**BILLS** — Kelly 33-19-116, 1 TD, 2 ints.

## INTERCEPTIONS

**BEARS** — Lincoln 1-5, Woolford 1-0.

**BILLS** — Washington 1-0.

## SACKS

**BEARS** — Spellman 1-11, Armstrong 1-6.

**BILLS** — Smith 1.5-7.5, Bennett 0.5-2.5.

## GAME 6

### CHICAGO 17, NEW ORLEANS 7

Soldier Field (63,822)

Sunday, October 9, 1994

NEW ORLEANS	0	7	0	0—7
CHICAGO	0	0	10	7—17

**SAINTS** — Early 18-yard pass from Everett (Andersen kick) (13-84, 6:49). **BEARS** — Butler 46-yard field goal (4-5, 0:56). **BEARS** — Graham 21 yard pass from Walsh (Butler kick) (8-70, 4:40). **BEARS** — Tillman 25-yard run (Butler kick) (9-63, 5:53).

	Saints	Bears
First downs.....	17	16
Total net yards.....	316	305
Rushes-yards.....	25-107	32-131
Att-comp-net.....	40-22-209	26-16-174
Times thrown-yds lost.....	0-0	0-0
Int-TDs.....	1-1	0-1
Punts-avg.....	2-49.5	3-37.0
Penalties-yards.....	1-10	6-45
Fumbles-lost.....	1-1	1-1
Time of possession.....	29:03	30:57

## RUSHING

**BEARS** — Tillman 23-100-1, Harris 7-28, Worley 1-2, Green 1-1.

**SAINTS** — Neal 14-63, Brown 8-25, Everett 3-19.

## RECEIVING

**BEARS** — Graham 3-61-1, Tillman 5-38, Gedney 3-30, Harris 3-18, Cook 1-18, Green 1-9.

**SAINTS** — Haynes 8-84, Early 3-44-1, Brown 4-34, Smith 4-32, Walls 3-15.

## PASSING

**BEARS** — Walsh 26-16-174, 1 TD.

**SAINTS** — Everett 39-22-209, 1 TD, 1 int.; Barnhardt 1-0-0.

## INTERCEPTIONS

**BEARS** — Gayle 1-33.

**SAINTS** — None.

## SACKS

**BEARS** — None.

**SAINTS** — None.



# 1994 GAME SUMMARIES

## GAME 7

### DETROIT 21, CHICAGO 16

Silverdome (73,574)

Sunday, October 23, 1994

CHICAGO	0	7	9	0—16
DETROIT	0	14	7	0—21

**LIONS** — Perriman 6-yard pass from Mitchell (Hanson kick) (4-97, 1:45). **LIONS** — Spielman 25-yard fumble return (Hanson kick). **BEARS** — Lewis 5-yard pass from Kramer (Butler kick) (10-50, 1:39). **BEARS** — Butler 22-yard field goal (11-58, 5:52). **LIONS** — Gray 102-yard kickoff return (Hanson kick). **BEARS** — Graham 76 yard pass from Kramer (pass failed) (5-91, 2:41).

	Lions	Bears
First downs.....	8	22
Total net yards.....	232	402
Rushes-yards.....	31-183	28-117
Att-comp-net.....	17-6-49	48-29-285
Times thrown-yds lost.....	1-10	3-24
Int-TDs.....	1-1	3-2
Punts-avg.....	7-45.3	6-42.2
Penalties-yards.....	7-61	10-74
Fumbles-lost.....	4-2	3-1
Time of possession.....	23:24	36:36

## RUSHING

**BEARS** — Harris 14-66, Green 4-31, Tillman 10-20.

**LIONS** — Sanders 23-167, Perriman 1-10, Mitchell 5-3, Moore 2-3.

## RECEIVING

**BEARS** — Graham 7-136-1, Green 5-47, Cook 5-38, Conway 5-37, Gedney 2-18, Harris 3-17, Tillman 1-11, Lewis 1-5-1.

**LIONS** — Hallock 1-21, Moore 1-14, Matthews 1-8, Holman 1-6, Perriman 1-6-1, Sanders 1-4.

## PASSING

**BEARS** — Kramer 48-29-309, 2 TDs, 3 ints.

**LIONS** — Mitchell 17-6-59, 1 TD, 1 int.

## INTERCEPTIONS

**BEARS** — Woolford 1-5.

**LIONS** — McNeil 1-14, Massey 1-5, Mack 1-0.

## SACKS

**BEARS** — Armstrong 1-10.

**LIONS** — Porcher 2-12, Owens 1-12.

## GAME 8

### GREEN BAY 33, CHICAGO 6

Soldier Field (47,381)

Monday night, October 31, 1994

GREEN BAY	0	14	7	12—33
CHICAGO	0	0	0	6—6

**PACKERS** — Bennett 3-yard run (Jacke kick) (2-11, 0:44). **PACKERS** — Favre 36-yard run (Jacke kick) (4-58, 2:04). **PACKERS** — Bennett 1-yard run (Jacke kick) (5-37, 2:47). **PACKERS** — Bennett 13-yard pass from Favre (run failed) (8-65, 3:18). **BEARS** — Graham 5 yard pass from Walsh (pass failed) (6-50, 2:03). **PACKERS** — Cobb 9-yard run (kick failed) (7-38, 4:02).

	Packers	Bears
First downs.....	17	12
Total net yards.....	305	253
Rushes-yards.....	45-223	28-94
Att-comp-net.....	15-6-82	35-21-159
Times thrown-yds lost.....	0-0	2-15
Int-TDs.....	0-1	3-1
Punts-avg.....	7-26.7	5-35.0
Penalties-yards.....	3-15	3-10
Fumbles-lost.....	1-0	4-2
Time of possession.....	31:18	28:42

## RUSHING

**BEARS** — Tillman 15-51, Green 5-30, Harris 7-13, Kramer 1-0.

**PACKERS** — Bennett 26-105-2, Favre 2-58-1, Cobb 16-54-1, Johnson 1-6.

## RECEIVING

**BEARS** — Conway 3-49, Graham 4-26-1, Green 4-26, Waddle 4-24, Wetnight 2-23, Jennings 2-11, Christian 1-9, Cook 1-6.

**PACKERS** — Sharpe 3-43, Morgan 1-17, Bennett 1-13-1, Brooks 1-9.

## PASSING

**BEARS** — Kramer 10-5-34, 2 ints.; Walsh 15-16-140, 1 TD, 1 int.

**PACKERS** — Favre 15-6-82, 1 TD.

## INTERCEPTIONS

**BEARS** — None.

**PACKERS** — Paup 2-37, Butler 1-0.

## SACKS

**BEARS** — None.

**PACKERS** — Paup 1-10, G. Brown 1-5.

# 1994 GAME SUMMARIES

## GAME 9

### CHICAGO 20, TAMPA BAY 6

Tampa Stadium (60,821)  
Sunday, November 6, 1994

CHICAGO	3	3	7	7—20
TAMPA BAY	0	3	0	3—6

**BEARS** — Butler 18-yard field goal (14-78, 7:45). **BEARS** — Butler 37-yard field goal (12-64, 6:27). **BUCCANEERS** — Husted 33-yard field goal (7-32, 1:07). **BEARS** — Jennings 1-yard pass from Walsh (Butler kick) (12-62, 5:56). **BUCCANEERS** — Husted 38-yard field goal (8-52, 3:29). **BEARS** — Green 4-yard pass from Walsh (Butler kick) (7-80, 4:00).

	Buccaneers	Bears
First downs.....	9	23
Total net yards.....	188	383
Rushes-yards.....	14-38	45-178
Att-comp-net.....	28-14-150	32-19-205
Times thrown-yds lost.....	2-14	0-0
Int-TDs.....	1-0	1-2
Punts-avg.....	6-37.7	5-33.2
Penalties-yards.....	4-40	1-15
Fumbles-lost.....	1-0	0-0
Time of possession.....	20:32	39:28

## RUSHING

**BEARS** — Harris 19-79, Tillman, 19-54, Christian 3-20, Conway 1-12, Green 2-11, Walsh 1-2.

**BUCCANEERS** — Rhett 12-20, Dilfer 1-15, McDowell 1-3.

## RECEIVING

**BEARS** — Waddle 4-49, Tillman 3-49, Graham 3-31, Conway 1-28, Wetnight 2-25, Lewis 1-8, Harris 2-6, Cook 1-4, Green 1-4-1, Jennings 1-1-1.

**BUCCANEERS** — Dawsey 5-85, McDowell 2-27, Copeland 2-17, Thomas 1-14, Workman 1-6, Harris 1-5, Hawkins 1-5, Rhett 1-5.

## PASSING

**BEARS** — Walsh 32-19-205, 2 TDs, 1 int.

**BUCCANEERS** — Dilfer 25-13-159, 1 int.; Weldon 3-1-5.

## INTERCEPTIONS

**BEARS** — Carrier 1-7.

**BUCCANEERS** — Stargell 1-0.

## SACKS

**BEARS** — A.Fontenot 1-7, Douglass 1-7.

**BUCCANEERS** — None.

## GAME 10

### CHICAGO 17, MIAMI 14

Joe Robbie Stadium (64,871)  
Sunday, November 13, 1994

CHICAGO	7	0	0	10—17
MIAMI	3	3	0	8—14

**DOLPHINS** — Stoyanovich 29-yard field goal (14-65, 6:14). **BEARS** — Jennings 23-yard pass from Conway (Butler kick) (7-47, 3:42). **DOLPHINS** — Stoyanovich 33-yard field goal (7-42, 3:54). **BEARS** — Tillman 1-yard run (Butler kick) (9-69, 4:19). **DOLPHINS** — Jackson 11-yard pass from Marino (Craver run) (9-69, 5:27). **BEARS** — Butler 40-yard field goal (10-47, 4:52).

	Dolphins	Bears
First downs.....	18	18
Total net yards.....	273	344
Rushes-yards.....	20-69	30-62
Att-comp-net.....	38-24-275	28-19-211
Times thrown-yds lost.....	2-14	0-0
Int-TDs.....	1-1	0-1
Punts-avg.....	4-38.8	4-39.0
Penalties-yards.....	10-59	3-15
Fumbles-lost.....	2-1	2-2
Time of possession.....	29:47	30:13

## RUSHING

**BEARS** — Tillman 15-33-1, Harris 8-22, Conway 2-9, Walsh 5-(-2).

**DOLPHINS** — Spikes 17-66, Gary 3-3.

## RECEIVING

**BEARS** — Conway 3-59, Harris 7-51, Graham 3-32, Tillman 3-16, Jennings 2-29-1, McMurtry 1-24.

**DOLPHINS** — Fryar 9-112, Jackson 5-58-1, McDuffie 2-43, Ingram 2-26, Craver 2-23, Gary 2-19, Spikes 2-8.

## PASSING

**BEARS** — Walsh 27-18-188; Conway 1-1-23, 1 TD.

**DOLPHINS** — Marino 38-24-289, 1 TD, 1 int.

## INTERCEPTIONS

**BEARS** — Woolford 1-25.

**DOLPHINS** — None.

## SACKS

**BEARS** — Epps 1-10, Spellman 1-4.

**DOLPHINS** — None.



# 1994 GAME SUMMARIES

## GAME 11

### CHICAGO 20, DETROIT 10

Soldier Field (55,035)

Sunday, November 20, 1994

DETROIT	0	10	0	0	— 20
CHICAGO	0	10	3	7	— 10

**BEARS** — Tillman 1-yard run (Butler kick) (16-87, 8:45). **LIONS** — Moore 9-yard pass from Krieg (Hanson kick) (3-49, 1:27). **BEARS** — Butler 28-yard field goal (15-57, 7:56). **LIONS** — Hanson 29-yard field goal (9-58, 1:04). **BEARS** — Butler 23-yard field goal (20-71, 11:54). **BEARS** — Graham 30-yard pass from Walsh (Butler kick) (6-58, 3:02).

	Lions	Bears
First downs.....	11	23
Total net yards.....	180	338
Rushes-yards.....	12-52	43-161
Att-comp-net.....	21-11-128	31-25-177
Times thrown-yds lost.....	3-20	2-8
Int-TDs.....	0-1	1-1
Punts-avg.....	3-39.7	2-39.0
Penalties-yards.....	4-24	8-79
Fumbles-lost.....	0-0	0-0
Time of possession.....	15:48	44:12

## RUSHING

**BEARS** — Tillman 32-126-1, Green 3-17, Harris 5-14, Christian 2-5, Walsh 1-(-1).

**LIONS** — Sanders 11-42, Krieg 1-10.

## RECEIVING

**BEARS** — Harris 7-53, Graham 5-53-1, Tillman 6-34, Wetnight 2-24, Jennings 2-7, Cook 1-5, Primus 1-5, Green 1-4.

**LIONS** — Perriman 6-120, Moore 2-19-1, Sanders 2-6, Matthews 1-3.

## PASSING

**BEARS** — Walsh 31-25-185, 1 TD, 1 int.

**LIONS** — Krieg 21-11-148, 1 TD.

## INTERCEPTIONS

**BEARS** — None.

**LIONS** — Blades 1-0.

## SACKS

**BEARS** — Spellman 1-9, Zorich 1-6, A.Fontenot 1-5.

**LIONS** — Scroggins 1-4, Thomas 1-4.

## GAME 12

### CHICAGO 19, ARIZONA 16 (OT)

Sun Devil Stadium (65,922)

Sunday, November 27, 1994

CHICAGO	7	3	6	0	3	— 19
ARIZONA	0	3	3	10	0	— 16

**BEARS** — Wetnight 2-yard pass from Walsh (Butler kick) (13-62, 7:27). **CARDINALS** — Davis 49-yard field goal (9-36, 4:58). **BEARS** — Butler 35-yard field goal (9-47, 5:09). **BEARS** — Butler 52-yard field goal (6-36, 4:18). **CARDINALS** — Davis 22-yard field goal (9-64, 5:24). **BEARS** — Butler 31-yard field goal (8-63, 2:52). **CARDINALS** — McCants 46-yard interception return (Davis kick). **CARDINALS** — Davis 47-yard field goal (13-55, 4:50). **BEARS** — Butler 27-yard field goal (9-70, 4:47).

	Cardinals	Bears
First downs.....	15	20
Total net yards.....	244	318
Rushes-yards.....	17-67	40-132
Att-comp-net.....	43-23-177	28-15-186
Times thrown-yds lost.....	2-15	0-0
Int-TDs.....	1-0	2-1
Punts-avg.....	6-39.8	3-40.3
Penalties-yards.....	8-71	3-30
Fumbles-lost.....	1-0	1-1
Time of possession.....	29:59	38:12

## RUSHING

**BEARS** — Tillman 24-77, Harris 13-54, Walsh 2-1, Christian 1-0.

**CARDINALS** — Moore 8-35, Centers 6-25, Schroeder 1-6, Higgs 1-2, Reeves 1-(-1).

## RECEIVING

**BEARS** — Graham 8-154, McMurtry 2-16, Wetnight 2-14-1, Harris 2-(-3), Jennings 1-5.

**CARDINALS** — Centers 10-59, Clark 3-48, Fann 6-47, Proehl 4-38.

## PASSING

**BEARS** — Walsh 28-15-186, 1 TD, 2 ints.

**CARDINALS** — Schroeder 43-23-192, 1 int.

## INTERCEPTIONS

**BEARS** — Woolford 1-0.

**CARDINALS** — McCants 1-46-1, Williams 1-13.

## SACKS

**BEARS** — Zorich 1-6, Mangum 0.5-4.5, Douglass 0.5-4.5.

**CARDINALS** — None.



# 1994 GAME SUMMARIES

## GAME 13

MINNESOTA 33, CHICAGO 27 (OT)

Metrodome (61,483)

Thursday night, December 1, 1994

CHICAGO	7	0	17	3	0	— 27
MINNESOTA	7	6	3	11	6	— 33

**VIKINGS** — Washington 54-yard interception return (Reveiz kick). **BEARS** — Green 39-yard pass from Walsh (Butler kick) (9-67, 4:20). **VIKINGS** — Reveiz 45-yard field goal (9-28, 2:58). **VIKINGS** — Reveiz 41-yard field goal (10-53, 1:55). **BEARS** — Graham 61-yard punt return (Butler kick). **VIKINGS** — Reveiz 29-yard field goal (10-55, 4:04). **BEARS** — Butler 29-yard field goal (11-64, 6:21). **BEARS** — McMurtry 15-yard pass from Walsh (Butler kick) (3-33, 1:00). **VIKINGS** — Reveiz 38-yard field goal (7-41, 3:36). **VIKINGS** — Carter 1-yard pass from Moon (Jordan pass from Moon) (5-15, 2:06). **BEARS** — Butler 33-yard field goal (6-21, 2:17). **VIKINGS** — Carter 65-yard pass from Moon (2-69, 0:51).

	Vikings	Bears
First downs.....	21	15
Total net yards.....	385	312
Rushes-yards.....	27-100	32-80
Att-comp-net.....	48-27-285	33-24-232
Times thrown-yds lost.....	3-21	1-1
Int-TDs.....	1-2	1-2
Punts-avg.....	6-36.0	5-34.8
Penalties-yards.....	4-39	2-15
Fumbles-lost.....	2-1	2-2
Time of possession.....	32:25	33:21

### RUSHING

**BEARS** — Tillman 21-49, Harris 5-15, Green 3-15, Walsh 3-1.

**VIKINGS** — Allen 18-74, Graham 6-22, Moon 1-4, Lee 2-0.

### RECEIVING

**BEARS** — Green 6-69-1, McMurtry 4-63-1, Graham 4-37, Cook 4-25, Primus 2-20, Harris 2-10, Tillman 1-6, Wetnight 1-3.

**VIKINGS** — Carter 9-124-2, Ismail 6-71, Reed 5-70, Lee 5-12, A.Jordan 1-19, S.Jordan 1-10.

### PASSING

**BEARS** — Walsh 33-24-233, 2 TDs, 1 int.  
**VIKINGS** — Moon 48-27-306, 2 TDs, 1 int.

### INTERCEPTIONS

**BEARS** — Woolford 1-0.  
**VIKINGS** — Washington 1-54-1

### SACKS

**BEARS** — Zorich 1.5-11, Armstrong 1-9, Spellman 0.5-1.  
**VIKINGS** — Randle 1-1.

## GAME 14

GREEN BAY 40, CHICAGO 3

Lambeau Field (57,927)

Sunday, December 11, 1994

CHICAGO	3	0	0	0	— 3
GREEN BAY	7	17	10	6	— 40

**BEARS** — Butler 25-yard field goal (11-92, 4:23). **PACKERS** — Brooks 12-yard pass from Favre (Jacke kick) (9-63, 4:13). **PACKERS** — Jacke 39-yard field goal (12-54, 5:21). **PACKERS** — Bennett 4-yard run (Jacke kick) (2-4, 0:08). **PACKERS** — Sharpe 13-yard pass from Favre (Jacke kick) (9-88, 1:54). **PACKERS** — Sharpe 22-yard pass from Favre (Jacke kick) (9-68, 4:57). **PACKERS** — Jacke 24-yard field goal (10-68, 5:10). **PACKERS** — Jacke 20-yard field goal (12-78, 6:38). **PACKERS** — Jacke 29-yard field goal (6-49, 2:04).

	Packers	Bears
First downs.....	28	9
Total net yards.....	516	176
Rushes-yards.....	46-257	14-27
Att-comp-net.....	34-20-259	35-15-149
Times thrown-yds lost.....	2-7	2-18
Int-TDs.....	1-3	2-0
Punts-avg.....	2-40.0	6-38.0
Penalties-yards.....	2-40	1-5
Fumbles-lost.....	2-0	2-0
Time of possession.....	39:00	21:00

### RUSHING

**BEARS** — Tillman 5-15, Green 4-9, Harris 3-4, Walsh 2-(-1).

**PACKERS** — Bennett 22-106-1, Cobb 11-78, Johnson 6-42, Favre 3-28, Levens 2-5, Brunell 2-(-2).

### RECEIVING

**BEARS** — Graham 6-90, Carter 1-24, Tillman 3-22, Conway 1-12, McMurtry 1-9, Green 2-6, Harris 1-4.

**PACKERS** — Brooks 6-105-1, Sharpe 7-86-2, Johnson 2-31, Cobb 1-15, Mickens 1-11, Morgan 1-11, Bennett 1-5, Chmura 1-2.

### PASSING

**BEARS** — Walsh 26-13-143, 1 int; Kramer 9-2-24, 1 int.

**PACKERS** — Favre 31-19-250, 3 TDs, 1 int.; Brunell 3-1-16.

### INTERCEPTIONS

**BEARS** — Gayle 1-0.  
**PACKERS** — Butler 1-51, Johnson 1-3.

### SACKS

**BEARS** — Armstrong 1-4, Spellman 1-3.  
**PACKERS** — Davey 1-9, Wilkins 1-9.

# 1994 GAME SUMMARIES

## GAME 15

### CHICAGO 27, LA RAMS 13

Soldier Field (56,276)

Sunday, December 18, 1994

LA RAMS	7	3	0	3-13
CHICAGO	3	14	3	7-27

**RAMS** — Chandler 1-yard run (Zendejas kick) (11-66, 4:48). **BEARS** — Butler 41-yard field goal (12-36, 6:14). **RAMS** — Zendejas 41-yard field goal (7-70, 3:33). **BEARS** — Jennings 3-yard pass from Walsh (Butler kick) (10-67, 5:10). **BEARS** — Harris 2-yard run (Butler kick) (9-66, 4:54). **BEARS** — Butler 30-yard field goal (6-19, 3:24). **RAMS** — Zendejas 21-yard field goal (10-41, 5:07). **BEARS** — Tillman 1-yard run (Butler kick) (10-59, 5:34).

	Rams	Bears
First downs.....	13	19
Total net yards.....	243	298
Rushes-yards.....	19-37	42-163
Att-comp-net.....	35-17-206	25-12-135
Times thrown-yds lost.....	2-8	0-0
Int-TDs.....	0-0	0-1
Punts-avg.....	5-45.8	5-44.8
Penalties-yards.....	1-5	4-10
Fumbles-lost.....	3-1	1-0
Time of possession.....	25:29	34:31

## RUSHING

**BEARS** — Harris 23-92-1, Tillman 14-69-1, Green 1-4, Walsh 3-(-2), Conway 1-0.

**RAMS** — Bailey 3-8, Bettis 8-7, Griffith 4-7, Miller 1-7, Chandler 2-4-1, Lester 1-3.

## RECEIVING

**BEARS** — Graham 4-66, Conway 3-40, Harris 2-20, Waddle 1-7, Jennings 1-3-1, Green 1-(-1).

**RAMS** — Anderson 2-69, Hester 3-58, Bailey 7-44, Bettis 1-12, Kinchen 1-10, Drayton 1-8, Brantley 1-7, Griffith 1-6.

## PASSING

**BEARS** — Walsh 25-12-135, 1 TD.

**RAMS** — Miller 22-9-69; Chandler 13-8-145.

## INTERCEPTIONS

**BEARS** — None.

**RAMS** — None.

## SACKS

**BEARS** — Armstrong 0.5-4, Spellman 0.5-4, Fontenot 1-0.

**RAMS** — None.

## GAME 16

### NEW ENGLAND 13, CHICAGO 3

Soldier Field (60,178)

Saturday, December 24, 1994

NEW ENGLAND	3	3	0	7-13
CHICAGO	3	0	0	0-3

**BEARS** — Butler 44-yard field goal (5-25, 1:55). **PATRIOTS** — Bahr 29-yard field goal (15-64, 7:51). **PATRIOTS** — Bahr 22-yard field goal (10-76, 5:09). **PATRIOTS** — Thompson 3-yard pass from Bledsoe (Bahr kick) (7-51, 2:42).

	Patriots	Bears
First downs.....	19	14
Total net yards.....	343	248
Rushes-yards.....	31-80	21-65
Att-comp-net.....	38-23-263	38-17-183
Times thrown-yds lost.....	2-14	1-3
Int-TDs.....	1-1	0-0
Punts-avg.....	5-40.6	6-33.8
Penalties-yards.....	4-30	4-22
Fumbles-lost.....	2-0	3-1
Time of possession.....	33:21	26:39

## RUSHING

**BEARS** — Tillman 10-33, Harris 6-16, Walsh 3-12, Green 1-3, Conway 1-1.

**PATRIOTS** — Thompson 7-32, Butts 12-31, Timpson 1-10, Gash 6-9, Turner 1-1, Bledsoe 4-(-3).

## RECEIVING

**BEARS** — Conway 4-56, Graham 3-38, Harris 3-31, Waddle 3-278, Jennings 2-19, Wetnight 2-15.

**PATRIOTS** — Brisby 6-115, Timpson 4-61, Thompson 5-44-1, Burke 3-29, Coates 3-26, Gash 2-2.

## PASSING

**BEARS** — Walsh 38-17-186.

**PATRIOTS** — Bledsoe 38-23-277, 1 TD, 1 int.

## INTERCEPTIONS

**BEARS** — Carrier 1-3.

**PATRIOTS** — None.

## SACKS

**BEARS** — Spellman 1-10, Armstrong 1-4.

**PATRIOTS** — McGinest 1-3.



# 1994 GAME SUMMARIES

## FIRST ROUND PLAYOFFS BEARS 35, MINNESOTA 18

HHH Metrodome (61,225)

Sunday, January 1, 1995

CHICAGO	0	14	7	14	35
MINNESOTA	3	6	3	6	18

**VIKINGS** — Reveiz 29-yard field goal, (4-(-6), 1:20). **BEARS** — Tillman 1-yard run (Butler kick) (16-80, 8:51). **BEARS** — Jennings 9-yard pass from Walsh (Butler kick), (4-71, 2:02). **VIKINGS** — Carter 4-yard pass from Moon (pass failed) (6-47, 1:26). **BEARS** — Harris 29-yard run (Butler kick) (4-75, 2:03). **VIKINGS** — Reveiz 48-yard field goal, (6-37, 0:54). **BEARS** — Graham 21-yard pass from Walsh (Butler kick), (6-60, 2:23). **VIKINGS** — Lee 11-yard pass from Moon (pass failed) (16-76, 7:06). **BEARS** — Minifie 48-yard fumble return (Butler kick).

Team statistics	Vikings	Bears
First downs.....	22	18
Third down efficiency.....	11-20-55%	5-11-45%
Fourth down efficiency.....	1-2-50%	1-2-50%
Total net yards.....	389	308
Total offensive plays.....	82	54
Rushes-yards.....	19-49	30-94
Att-comp-net yds.....	61-33-340	23-15-214
Int-TDs.....	2-2	2-1
Times thrown-Yds lost.....	2-11	1-7
Punts-avg.....	4-32.8	3-38.7
Punt returns-yards.....	0-0	1-1
Kickoff returns-yards.....	6-132	3-65
Penalties-yards.....	11-85	6-30
Fumbles-lost.....	3-2	1-1
Field goals-attempts.....	2-2	0-0
Time of possession.....	34:39	25:21

### RUSHING

**BEARS** — Harris 13-67-1, Tillman 11-19-1, Walsh 5-5, J.Graham 1-3.

**VIKINGS** — Allen 12-27, S.Graham 4-13, Moon 2-9, Smith 1-0.

### RECEIVING

**BEARS** — Graham 4-108-1, Conway 4-56, Harris 3-20, Carter 1-16, Jennings 1-9-1, Tillman 1-7, Green 1-5.

**VIKINGS** — Lee 11-159-1, Carter 8-61, Reed 3-39, A.Jordan 4-35, Ismail 3-29, S.Jordan 2-16, Palmer 1-11, Allen 1-1.

### PASSING

**BEARS** — Walsh 23-15-221, 2 TDs, 1 int.

**VIKINGS** — Moon 59-29-292, 2 TDs, 2 ints.; Salisbury 9-4-59.

### INTERCEPTIONS

**BEARS** — Lincoln 1-12, Minter 1-7.

**VIKINGS** — Parker 1-10.

### SACKS

**BEARS** — Armstrong 2-11.

**VIKINGS** — Parker 1-7.

## SECOND ROUND PLAYOFFS SAN FRANCISCO 44, BEARS 15

Candlestick Park (67,420)

Saturday, January 7, 1995

CHICAGO	3	0	0	12	15
SAN FRANCISCO	7	23	7	7	44

**BEARS** — Butler 39-yard field goal, (6-14, 3:02). **49ERS** — Floyd 2-yard run (Brien kick) (13-68, 7:21). **49ERS** — Jones 8-yard pass from Young (kick failed), (6-54, 3:27). **49ERS** — Floyd 2-yard run (Brien kick) (9-61, 5:02). **49ERS** — Brien 36-yard field goal, (8-14, 2:05). **49ERS** — Young 6-yard run (Brien kick) (5-32, 0:54). **49ERS** — Floyd 1-yard run (Brien kick) (9-70, 3:58). **BEARS** — Flanagan 2-yard pass from Kramer (pass failed), (10-71:55). **49ERS** — Walker 1-yard run (Brien kick) (4-37, 2:20). **BEARS** — Tillman 1-yard run (pass failed) (16-70, 6:07).

Team statistics	49ers	Bears
First downs.....	27	20
Third down efficiency.....	4-9-44%	8-16-50%
Fourth down efficiency.....	1-1-100%	1-2-50%
Total net yards.....	330	247
Total offensive plays.....	64	69
Rushes-yards.....	37-145	18-39
Att-comp-net yds.....	26-18-185	47-29-208
Int-TDs.....	0-1	2-1
Times thrown-Yds lost.....	1-5	4-31
Punts-avg.....	2-38.5	4-36.8
Punt returns-yards.....	2-6	0-0
Kickoff returns-yards.....	2-24	6-137
Penalties-yards.....	3-16	4-32
Fumbles-lost.....	3-1	2-0
Field goals-attempts.....	1-1	1-1
Time of possession.....	30:20	29:40

### RUSHING

**BEARS** — Harris 8-26, Green 2-8, Tillman 6-5-1, Walsh 1-0, T.Carter 1-0.

**49ERS** — Watters 11-55, Young 5-32-1, Floyd 10-25-3, D.Carter 3-20, Taylor 1-15, Walker 3-3, Grbac 4-(-5).

### RECEIVING

**BEARS** — Waddle 3-49, Green 5-43, Wetnight 5-39, Graham 4-33, Conway 3-25, Harris 5-24, Jennings 2-20, Tillman 1-4, Flanagan 1-2-1.

**49ERS** — Taylor 4-51, Rice 4-48, D.Carter 1-44, Jones 5-26-1, Watters 3-18, Popson 1-3.

### PASSING

**BEARS** — Walsh 19-10-78, 2 ints.; Kramer 28-19-161, 1 TD.

**49ERS** — Young 22-16-143, 1 TD; Grbac 4-2-47.

### INTERCEPTIONS

**BEARS** — None.

**49ERS** — Hanks 1-31, Davis 1-0.

### SACKS

**BEARS** — Spellman 1-5.

**49ERS** — Harris 2-15, B.Young 1-8, Hall 1-8.



## Blocked Extra Point

- By Bears — Albert Fontenot, at Phil, 10/10/93 (Matt Bahr kicker)
- By Opp. — Dale Carter, at KC, 11/21/93 (Kevin Butler kicker)

## Blocked Field Goal

- By Bears — Alonzo Spellman, vs. Rams, 12/18/94 (Tony Zendejas 42-yard attempt)
- By Opp. — Troy Barnett, vs. NE, 12/24/94, wide right (Kevin Butler 38-yard attempt)

## Blocked Field Goal for TD

- By Bears — Virgil Livers, vs. Raiders, 10/1/78 (Mike Spivey returned 71 yards for TD)
- By Opp. —

## Blocked Punt

- By Bears — Myron Baker, vs. NYG, 9/5/93 (Sean Landeta punter)
- By Opp. — Mark Logan, vs. Mia, 11/24/91 (Maury Buford punter)

## Blocked Punt for TD

- By Bears — Myron Baker, vs. NYG, 9/5/93 (Returned 5 yards for TD)
- By Opp. — Eric Howard, vs. NYG, 9/14/87 (Tom Flynn recovered in endzone)

## Defensive Lineman Scored TD

- By Bears — Chris Zorich (DT), at Dal, 12/27/92 (42-yard fumble return)
- By Opp. — Keith McCants (DT), at Ariz, 11/27/94 (46-yard interception return)

## Deflected Field Goal (kick is missed but advances beyond line of scrimmage)

- By Bears — James Williams, at Mia, 11/13/94 (Pete Stoyanovich 45-yard attempt)
- By Opp. —

## Fake Field Goal for TD

- By Bears — Curtis Conway pass to Keith Jennings, at Mia, 11/13/94 (23-yard pass)
- By Opp. — John Kidd, at SD, 11/14/93 (2-yard run)

## Fumble Returned for TD

- By Bears — Dante Jones, vs. GB, 12/5/93, (32 yards)
- By Opp. — Chris Spielman, at Det, 10/23/94 (25 yards)

## Intercepted Pass Returned for TD

- By Bears — Mark Carrier, vs. GB, 12/5/93, 34 yards
- By Opp. — Dwayne Washington, at Min, 12/1/94, 54 yards

## Kickoff Returned for TD

- By Bears — Darren Lewis, vs. Cin, 11/8/92, 97 yards
- By Opp. — Mel Gray, at Det, 10/23/94, 102 yards

## Linebacker Scored TD

- By Bears — Dante Jones, vs. GB, 12/5/93 (32-yard fumble return)
- By Opp. — Chris Spielman, at Det, 10/23/94 (25-yard fumble return)

## Missed Extra Point (not blocked)

- By Bears — Kevin Butler, vs. TB, 12/14/91, wide right
- By Opp. — Chris Jacke, vs. GB, 10/31/94, wide right

## Missed Field Goal Returned

- By Bears — Mark Carrier, vs. NO, 10/9/94 (54 yards)
- By Opp. —

## Offensive Lineman Caught a Pass

- By Bears — Mark Bortz, vs. Det, 10/26/86, 8 yards
- By Opp. — Chris Hinton, vs. Atl, 10/3/93, -8 yards

## Offensive Lineman Scored TD

- By Bears — William Wightkin, 1953
- By Opp. — (None since at least 1962)

## Recovered Onside Kick

- By Bears — John Mangum, at Det, 11/20/94 (third quarter)
- By Opp. — Terry Irving, at Ariz, 11/27/94 (fourth quarter)

*continued on next page*

Regular season games only

# THE LAST TIME . . .

## **Punt Returned for TD**

- By Bears — Jeff Graham, at Min, 12/1/94, 61 yards  
By Opp. — Eric Metcalf, at Clev, 11/29/92, 75 yards

## **Safety**

- By Bears — Steve McMichael, vs. GB, 11/27/88  
By Opp. — Kerry Goode, at TB, 11/20/88

## **Shutout**

- By Bears — vs. Atlanta, 10/3/93, 6-0  
By Opp. — at San Francisco, 12/24/89, 26-0

## **3 TDs**

- By Bears — Neal Anderson, at TB, 10/8/89 (3 rushing)  
By Opp. — Edgar Bennett, vs. GB, 10/31/94 (2 rushing, 1 receiving)

## **3 TDs Rushing**

- By Bears — Neal Anderson, at TB, 10/8/89  
By Opp. — Larry Csonka, at Mia, 9/23/79

## **3 TDs Receiving**

- By Bears — Willie Gault, at NO, 9/18/83  
By Opp. — Andre Rison, vs. Atl, 9/27/92

## **3 TD Passes**

- By Bears — Erik Kramer, at Phil, 9/12/94  
By Opp. — Brett Favre, at GB, 12/11/94

## **4 TDs Rushing**

- By Bears — Bobby Douglass, at GB, 11/4/73  
By Opp. — Jim Taylor, vs. GB, 11/4/62

## **4 TDs Receiving**

- By Bears — Mike Ditka, at LA Rams, 10/13/63  
By Opp. — Never

## **4 TD Passes**

- By Bears — Jack Concannon, vs. GB, 12/13/70  
By Opp. — Chris Miller, vs. Atl, 9/27/92

## **4 Field Goals**

- By Bears — Kevin Butler, at Ariz, 11/27/94 (4 for 4)  
By Opp. — Chris Jacke, at GB, 12/11/94 (4 for 4)

## **5 TD Passes**

- By Bears — Ray Buivid, vs. Chicago Cards, 12/5/37  
By Opp. — Tommy Kramer, at Min, 11/28/82

## **5 Field Goals**

- By Bears — Mac Percival, at Phil, 10/20/68 (5 for 5)  
By Opp. — Nick Lowery, vs. KC, 12/29/90 (5 for 5)

## **100-yards Rushing**

- By Bears — Lewis Tillman, vs. Det, 11/20/94 (126 yards on 32 carries)  
By Opp. — Edgar Bennett, at GB, 12/11/94 (106 yards on 22 carries)

## **100-yards Receiving**

- By Bears — Jeff Graham, at Ariz, 11/27/94 (154 yards on 8 receptions)  
By Opp. — Vinson Brisby, vs. NE, 12/24/94 (115 yards on 6 receptions)

## **100-yards Rushing and Receiving**

- By Bears — Walter Payton (104 rush, 102 rec), at LA Rams, 12/26/82  
By Opp. —

## **2 100-yard Rushers**

- By Bears — Walter Payton (107) and Matt Suhey (102), vs. Det, 11/10/85  
By Opp. — Norris Weese (120) and Ottis Armstrong (116), vs. Den, 12/12/76

Regular season games only



## 2 100-yard Receivers

By Bears — Willie Gault (146) and Dennis McKinnon (133), at Min, 9/19/85

By Opp. — Art Monk (152) and Gary Clark (124), at Wash, 11/26/89

## 3 100-yard Receivers

By Bears — Never

By Opp. — George Farmer (183), Preston Dennard (122), Wendell Tyler (102) at Rams 12/26/82

## 200-yards Rushing

By Bears — Walter Payton, vs. Min, 11/20/77 (275 yards on 40 carries)

By Opp. — Earl Campbell, vs. Hou, 11/16/80 (206 yards on 31 carries)

## 200-yards Receiving

By Bears — Johnny Morris, at Dal, 11/18/62 (201 yards on 10 receptions)

By Opp. — Bernie Casey, vs. SF, 11/13/66 (225 yards on 12 receptions)

## 300-yards Passing

By Bears — Erik Kramer, at Det, 10/23/94 (29 of 48 for 309; 2 TDs)

By Opp. — Warren Moon, at Min, 12/1/94 (27 of 48 for 306; 2 TDs)

## 400-yards Passing

By Bears — Bill Wade, at Dal, 11/18/62 (28 of 46 for 466; 2 TDs)

By Opp. — Brett Favre, vs. GB, 12/5/93 (36 of 54 for 402; 2 TDs, 3 int.)

## SHUTOUTS

The Bears have been involved in 184 shutouts in their first 75-years. Chicago won 113 of the shutouts and lost 54 while 17 of the blankings resulted in a 0-0 tie (all before 1933). After closing the '80s with a 26-0 loss in San Francisco, the Bears have scored in every game this decade while shutting out the opposition an average of once a season.

### By Month:

September	10-11- 4
October	42-15- 4
November	43-14- 4
December	16-13- 5
January	2- 1- 0
<b>TOTAL</b>	<b>113-54-17</b>

<b>At home:</b>	<b>67-22-10</b>
<b>On the road:</b>	<b>46-32- 7</b>

### By Decade:

1920	48-15-13
1930	25-10- 4
1940	12- 2- 0
1950	2- 1- 0
1960	5-11- 0
1970	7-11- 0
1980	10- 4- 0
1990	4- 0- 0
<b>TOTAL</b>	<b>112-54-17</b>

The above breakdowns include playoff games — the Bears are 4-1 in post-season shutouts.

# BEARS ROOKIE SEASON RECORDS

## SCORING

### Points

- 144\* *Kevin Butler, 1985 (51 XPs, 31 FGs)*  
132 Gale Sayers, 1965 (22 TDs)  
72 Harlon Hill, 1954 (12 TDs)  
Mike Ditka, 1961 (12 TDs)

### Touchdowns

- 22\* Gale Sayers, 1965  
12 Harlon Hill, 1954  
Mike Ditka, 1961

### Field Goals

- 31 *Kevin Butler, 1985*  
13 Bob Thomas, 1975  
Mac Percival, 1967  
10 John Aveni, 1959

## RUSHING

### Attempts

- 196 Walter Payton, 1975  
166 Gale Sayers, 1965  
127 Willie Galimore, 1957

### Yards

- 1,004 Beattie Feathers, 1934  
867 Gale Sayers, 1965  
699 Bill Osmanski, 1939

### Touchdowns

- 14 Gale Sayers, 1965  
8 Beattie Feathers, 1934  
7 Walter Payton, 1975

## PASSING

### Attempts

- 210 Jim McMahon, 1982  
148 Bobby Douglass, 1969  
130 Zeke Bratkowski, 1954

### Completions

- 120 Jim McMahon, 1982  
68 Bobby Douglass, 1969  
67 Zeke Bratkowski, 1954  
Bob Avellini, 1975

### Yards

- 1,501 Jim McMahon, 1982  
1,087 Zeke Bratkowski, 1954  
942 Bob Avellini, 1975

### Touchdowns

- 9 Jim McMahon, 1982  
8 Zeke Bratkowski, 1954  
6 Bob Avellini, 1975

## RECEIVING

### Receptions

- 56 Mike Ditka, 1961  
45 Harlon Hill, 1954  
40 Willie Gault, 1983

### Yards

- 1,124 Harlon Hill, 1954  
1,076 Mike Ditka, 1961  
836 Willie Gault, 1983

### Touchdowns

- 12 Harlon Hill, 1954  
Mike Ditka, 1961  
8 Willie Gault, 1983

## INTERCEPTIONS

### Interceptions

- 10 *Mark Carrier, 1990*  
8 Johnny Lujack, 1948  
7 Charlie Sumner, 1955

## PUNTS

### Punts

- 83 Dave Finzer, 1984  
57 Fred Morrison, 1950  
39 Zeke Bratkowski, 1954

### Average

- 44.8 George Gulyanics, 1947  
43.3 Sid Luckman, 1939  
Fred Morrison, 1950

## PUNT RETURNS

### Returns

- 57\* Lew Barnes, 1986  
43 Jeff Fisher, 1981  
42 Virgil Livers, 1975

### Yards

- 509 Jeff Fisher, 1981  
482 Lew Barnes, 1986  
456 Virgil Livers, 1975

## KICKOFF RETURNS

### Returns

- 29 Brian Baschnagel, 1976  
27 Ike Hill, 1973  
26 Jack Cameron, 1984

### Yards

- 754 Brian Baschnagel, 1976  
660 Gale Sayers, 1965  
638 Ike Hill, 1973

\* NFL Record

† Tied NFL Record

# BEARS POST-SEASON RECORDS

Listed below are *leaders* for the Bears post-season record book. For a complete list (three players deep) see the current Bears Post-Season Media Guide.

<b>GAMES</b>	played .....	13.....	Mark Bortz
	started .....	12.....	Bortz, Hilgenberg, Singletary, Van Horne
<b>POINTS</b>	<b>career .....</b>	<b>74.....</b>	<b>Kevin Butler, 1985-94</b>
	game .....	15.....	Jack Manders, vs. Wash, 12/12/37
<b>TDs</b>	career .....	4.....	(3 times) Last: Dennis McKinnon, 1983-85; 87-89
	game .....	2.....	(11 times) Last: Jim McMahon, vs. NE, 1/26/86
<b>FGs</b>	<b>career .....</b>	<b>16.....</b>	<b>Kevin Butler, 1985-94</b>
	game .....	3.....	(4 times) Last: Kevin Butler, vs. NO, 1/6/91
<b>RUSHES</b>	career .....	180.....	Walter Payton, 1975-87
	game .....	27.....	(2 times) Last: Neal Anderson, vs. NO, 1/6/91
<b>Rush Yds</b>	career .....	632.....	Walter Payton, 1975-87
	game .....	119.....	George McAfee, vs. GB, 12/14/41
<b>Rush TDs</b>	career .....	4.....	Norm Standlee, 1941
	game .....	2.....	(5 times) Last: Jim McMahon, vs. NE, 1/26/86
<b>PASSES</b>	career .....	127.....	Jim McMahon, 1982-88
	game .....	44.....	Jim Harbaugh, vs. Dal, 12/29/91
<b>Completions</b>	career .....	70.....	Jim McMahon, 1982-88
	game .....	22.....	Jim Harbaugh, vs. Dal, 12/29/91
<b>Pass Yds</b>	career .....	967.....	Jim McMahon, 1982-88
	game .....	286.....	Sid Luckman, vs. Wash, 12/26/43
<b>Pass TDs</b>	career .....	9.....	Sid Luckman, 1939-50
	game .....	5.....	Sid Luckman, vs. Wash, 12/26/43
<b>Interceptions</b>	career .....	5.....	Mike Tomczak, 1985-90
	game .....	4.....	Bob Avellini, at Dal, 12/26/77
<b>RECEPTIONS</b>	career .....	22.....	Walter Payton, 1975-87
	game .....	9.....	Tom Waddle, vs. Dal, 12/29/91
<b>Rec. Yds</b>	career .....	454.....	Willie Gault, 1983-87
	game .....	129.....	Willie Gault, vs. NE, 1/26/86
<b>Rec. TDs</b>	career .....	4.....	Dennis McKinnon, 1983-85; 87-89
	game .....	2.....	(3 times) Last: Dennis McKinnon, vs. NYG, 1/5/86
<b>PUNTS</b>	career .....	29.....	Maury Buford, 1985-86; 89-91
	game .....	10.....	(2 times) Last: Maury Buford, vs. LA Rams, 1/12/86
<b>Punting Yds</b>	career .....	1,112.....	Maury Buford, 1985-86; 89-91
	game .....	398.....	Keith Molesworth, vs. NYG, 12/17/33
<b>PUNT RETURNS</b>	career .....	11.....	Keith Ortego, 1985-87
	game .....	6.....	George McAfee, at LA Rams, 12/17/50
<b>PR Yds</b>	career .....	108.....	George McAfee, 1940-41; 45-50
	game .....	81.....	Hugh Gallarneau, vs. GB, 12/14/41
<b>PR TDs</b>	career .....	1.....	(2 times) Last: Shaun Gayle, vs. NYG, 1/5/86
<b>KICK RETURNS</b>	career .....	17.....	Dennis Gentry, 1982-92
	game .....	7.....	Don Bingham, at NYG, 12/30/56
<b>KOR Yds</b>	career .....	435.....	Dennis Gentry, 1982-92
	game .....	127.....	Dennis Gentry, vs. Wash, 1/3/87
<b>KOR TDs</b>	career .....	None	
<b>INTERCEPTIONS</b>	career .....	4.....	George McAfee, 1940-41; 45-50; Clyde Turner, 1940-51
	game .....	2.....	(6 times) Last: Gary Fencik, at SF, 1/5/85
<b>Int. Yds</b>	career .....	68.....	George McAfee, 1940-41; 45-50
	game .....	61.....	Larry Morris, vs. NYG, 12/29/63
<b>Int. TDs</b>	career .....	1.....	(5 tied) Last: Reggie Phillips, 1986
<b>SACKS</b>	career .....	10.5.....	Richard Dent, 1983-93
(since 1977)	game .....	3.5.....	Richard Dent, vs. NYG, 1/5/86



# INDIVIDUAL RECORDS

## SERVICE

### PLAYER

#### Pro Bowls (years are when Pro Bowl was played)

- 10 Mike Singletary, 1984-93
- 9 Walter Payton, 1976; 78-81; 84-87
- 8 Bill George, 1955-62
- Doug Atkins, 1958-64; 66
- Dick Butkus, 1966-73

#### Seasons

- 14 Bill George, 1952-65
- Doug Buffone, 1966-79
- 13 George Trafton, 1920-32
- Clyde (Bulldog) Turner, 1940-52
- Jim Osborne, 1972-84
- Walter Payton, 1975-87
- Steve McMichael, 1981-93
- Keith Van Horne, 1981-93
- 12 Last: Mark Bortz, 1983-94

#### Games

- 191 Steve McMichael, 1981-93
- 190 Walter Payton, 1975-87
- 186 Doug Buffone, 1966-79

#### Starts

- 184 Walter Payton, 1975-87
- 172 Mike Singletary, 1981-92
- 169 Keith Van Horne, 1981-93

#### Consecutive games

- 191 Steve McMichael, 1981-93
- 186 Walter Payton, 1975-87
- 179 Mike Hartenstein, 1975-86

### COACH

#### Seasons

- 40\* George Halas, 1920-29, 33-42, 46-55, 58-67
- 11 Mike Ditka, 1982-92
- 4 Hunk Anderson / Luke Johnsos (co-coaches), 1942-45
- Jim Dooley, 1968-71
- Neill Armstrong, 1978-81

#### Consecutive seasons

- 11 Mike Ditka, 1982-92
- 10 George Halas, 1920-29
- George Halas, 1933-42
- George Halas, 1946-55
- George Halas, 1958-67
- 4 Anderson/Johnsos, 1942-45
- Jim Dooley, 1968-71
- Neill Armstrong, 1978-81

## SCORING

### POINTS

#### Lifetime

- 1,002 **Kevin Butler, 1985-94 (342 XP, 220 FG)**
- 750 Walter Payton, 1975-87 (125 TD)
- 629 Bob Thomas, 1975-84 (245 XP, 128 FG)

#### Season

- 144 **Kevin Butler, 1985 (51 XP, 31 FG)**
- 132 Gale Sayers, 1965 (22 TD)
- 120 **Kevin Butler, 1986 (36 XP, 28 FG)**

#### Game

- 36 Gale Sayers, vs. SF, 12/12/65 (6 TD)
- 24 Last: Bobby Douglass, at GB, 11/4/73

#### Consecutive games

- 83 George Blanda, 10/28/51-11/9/58
- 66 **Kevin Butler, 9/9/90-9/12/94**
- 55 Bob Thomas, 12/2/79-12/16/84

### TOUCHDOWNS

(Rushes-receptions-returns)

#### Lifetime

- 125 Walter Payton, 1975-87 (110-15-0)
- 71 Neal Anderson, 1986-93 (51-20-0)
- 59 Rick Casares, 1955-64 (49-10-0)

#### Season

- 22 Gale Sayers, 1965 (14-6-2)
- 16 Walter Payton, 1977; 1979 (14-2-0)
- 15 Neal Anderson, 1989 (11-4-0)

#### Game

- 6† Gale Sayers, vs. SF, 12/12/65 (4-1-1)
- 4 Last: Bobby Douglass, at GB, 11/4/73 (4-0-0)

#### Consecutive games

- 8 Rick Casares, 11/1/59-9/25/60
- 7 Ken Kavanaugh, 11/2-12/14/47
- Willie Galimore, 9/28-11/9/58
- Gale Sayers, 10/26-12/6/69
- Walter Payton, 10/3-11/14/76

### EXTRA POINTS MADE

#### Lifetime

- 342 **Kevin Butler, 1985-94**
- 247 George Blanda, 1949-58
- 245 Bob Thomas, 1975-84

#### Season

- 52 Roger Leclerc, 1965
- 51 **Kevin Butler, 1985**
- 45 George Blanda, 1956

#### Game

- 8 Bob Snyder, at NYG, 11/14/43
- 7 Last: Bob Thomas, vs. GB, 12/7/80

\* NFL Record

† Tied NFL Record

# INDIVIDUAL RECORDS

## EXTRA POINT ATTEMPTS

### Lifetime

- 352 **Kevin Butler, 1985-94**
- 268 Bob Thomas, 1975-84
- 250 George Blanda, 1949-58

### Season

- 52 Ray (Scooter) McLean, 1947
- Roger Leclerc, 1965
- 51 **Kevin Butler, 1985**
- 47 George Blanda, 1956

### Game

- 9 Bob Thomas, vs. GB, 12/7/80
- 8 Bob Snyder, at NYG, 11/14/43
- George Blanda, vs. Balt, 10/21/56
- Roger Leclerc, at Balt, 11/25/62

## CONSECUTIVE EXTRA POINTS

### Lifetime

- 156 George Blanda, 10/28/51-10/21/56
- 143 Mac Percival, 11/19/67-11/4/73

### Season

- 52 Roger Leclerc, 1965
- 51 **Kevin Butler, 1985**
- 37 George Blanda, 1955

### Game

- 8 Bob Snyder, at NYG, 11/14/43
- 7 Last: Bob Jencks, at Rams, 10/13/63

## FIELD GOALS MADE

### Lifetime

- 220 **Kevin Butler, 1985-94**
- 128 Bob Thomas, 1975-84
- 99 Mac Percival, 1967-73

### Season

- 31 **Kevin Butler, 1985**
- 28 **Kevin Butler, 1986**
- 27 **Kevin Butler, 1993**

### Game

- 5 Roger Leclerc, vs. Det, 12/3/61
- Mac Percival, at Phil, 10/20/68
- 4 Last: **Kevin Butler, at Ariz, 11/27/94**

### Long

- 55 Bob Thomas, 11/23/75
- Kevin Butler, 10/25/93; 12/12/93**
- 54 **Kevin Butler, 11/14/93**
- 53 **Kevin Butler, 1/2/94**

### 50+ Yards (lifetime)

- 16 **Kevin Butler, 1985-94**
- 4 Bob Thomas, 1975-84
- 2 Mac Percival, 1967-73

### 50+ Yards (season)

- 5 **Kevin Butler, 1993**
- 4 **Kevin Butler, 1990**

## FIELD GOAL ATTEMPTS

### Lifetime

- 302 **Kevin Butler, 1985-94**
- 205 Bob Thomas, 1975-84
- 201 George Blanda, 1949-58

### Season

- 41 **Kevin Butler, 1986**
- 38 **Kevin Butler, 1985**
- 37 **Kevin Butler, 1990**

### Game

- 7 Roger Leclerc, vs. GB, 11/17/63
- 6 George Blanda, at Rams, 11/3/57
- Kevin Butler, at Min 9/19/85;**
- vs. Phil, 9/14/86; at GB, 11/8/87**

## CONSECUTIVE FIELD GOALS

### Lifetime

- 24 **Kevin Butler, 10/16/88-12/3/89**
- 18 **Kevin Butler, 9/14-11/16/86**
- 14 **Kevin Butler, 11/8-12/6/87**

### Game (no misses)

- 5 Roger Leclerc, vs. Det, 12/3/61
- Mac Percival, at Phil, 10/20/68
- 4 Last: **Kevin Butler, at Ariz, 11/27/94**

### Games

- 13 **Kevin Butler, 11/10/85-10/12/86**
- Kevin Butler, 9/9-12/9/90**
- 12 George Blanda, 11/11/56-11/3/57
- 10 George Blanda, 11/14/54-11/20/55
- Mac Percival, 10/13/68-12/15/68

## FIELD GOAL PCT.

### Lifetime (25+ attempts)

- 72.8 **Kevin Butler, 1985-94, (220 of 302)**
- 62.4 Bob Thomas, 1975-84, (128 of 205)
- 54.4 Mac Percival, 1967-73, (99 of 182)

### Season (10+)

- 81.6 **Kevin Butler, 1985, (31 of 38)**
- 78.9 **Kevin Butler, 1988; 1989, (15 of 19)**
- 78.5 Bob Thomas, 1984, (22 of 28)

## TWO-POINT CONVERSIONS

(Since 1994)

### Lifetime

- 1 **Curtis Conway, 1993-94**
- Jeff Graham, 1994**

### Season

- 1 **Curtis Conway, 1994**
- Jeff Graham, 1994**

### Game

- 1 **Curtis Conway, at Phil, 9/12/94**
- Jeff Graham, vs. Min, 9/18/94**

## SAFETIES

### Lifetime

- 3 Steve McMichael, 1981-93

# INDIVIDUAL RECORDS

## RUSHING

### ATTEMPTS

#### Lifetime

- 3,838\* Walter Payton, 1975-87
- 1,515 Neal Anderson, 1986-93
- 1,386 Rick Casares, 1955-64

#### Season

- 381 Walter Payton, 1984
- 369 Walter Payton, 1979
- 339 Walter Payton, 1977; 1981

#### Game

- 40 Walter Payton, vs. Min, 11/20/77
- 39 Walter Payton, at Buf, 10/7/79
- 38 Walter Payton, at Dal, 11/26/81

### YARDS GAINED

#### Lifetime

- 16,726\* Walter Payton, 1975-87
- 6,166 Neal Anderson, 1986-93
- 5,657 Rick Casares, 1955-64

#### Season

- 1,852 Walter Payton, 1977
- 1,684 Walter Payton, 1974
- 1,610 Walter Payton, 1979

#### Game

- 275\* Walter Payton, vs. Min, 11/20/77
- 205 Walter Payton, vs. Min, 10/30/77
- Gale Sayers, at GB, 11/3/68
- 197 Gale Sayers, vs. Min, 12/18/66

#### Long

- 86 Bill Osmani, (TD) 10/15/39
- 85 Pete Stinchcomb, (TD) 11/20/21
- 82 Beattie Feathers, (TD) 10/10/34

### 1,000 YARDS

#### Seasons

- 10\* Walter Payton, 1976-81; 83-86
- 3 Neal Anderson, 1988-90
- 2 Gale Sayers, 1966; 69

#### Consecutive seasons

- 6 Walter Payton, 1976-81
- 4 Walter Payton, 1983-86
- 3 Neal Anderson, 1988-90

### 200-YARD GAMES

#### Lifetime

- 2 Walter Payton, 1975-87
- 1 Gale Sayers, 1965-71

#### Season

- 2 Walter Payton, 1977
- 1 Gale Sayers, 1968

### 100-YARD GAMES

#### Lifetime

- 77\* Walter Payton, 1975-87
- 20 Gale Sayers, 1965-71
- 14 Neal Anderson, 1986-93

#### Season

- 10 Walter Payton, 1977; 1985
- 9 Walter Payton, 1979; 1984
- 8 Walter Payton, 1980

#### Consecutive games

- 9 Walter Payton, 10/13-12/8/85
- 6 Walter Payton, 9/9-10/14/84
- 5 Walter Payton, 11/13-12/11/77

### AVERAGE GAIN

#### Lifetime (250+ attempts)

- 6.6 Bobby Douglass, 1969-75
- 5.8 Beattie Feathers, 1934-37
- 5.0 Gale Sayers, 1965-71

#### Season (100+)

- 9.9\* Beattie Feathers, 1934
- 6.9 Bobby Douglass, 1972
- 6.2 Gale Sayers, 1968

#### Game (10+)

- 11.8 Joe Maniaci, at Pit, 10/2/39
- 11.6 Gale Sayers, vs. Min, 12/18/66
- 11.2 Rick Casares, vs. Det, 12/16/56

### TOUCHDOWNS

#### Lifetime

- 110\* Walter Payton, 1975-87
- 51 Neal Anderson, 1986-93
- 49 Rick Casares, 1955-64

#### Season

- 14 Walter Payton, 1977; 1979
- Gale Sayers, 1965
- 13 Walter Payton, 1976
- 12 Rick Casares, 1956
- Neal Anderson, 1988

#### Game

- 4 Rick Casares, at SF, 10/28/56;
- vs. Pitt, 12/6/59
- Gale Sayers, vs. SF, 12/12/65
- Bobby Douglass, at GB, 11/4/73
- 3 Last: Neal Anderson, at TB, 10/8/89

#### Consecutive games

- 7 Gale Sayers, 10/26-12/6/69
- Walter Payton, 10/3-11/14/76
- 6 Beattie Feathers, 9/30-10/28/34
- Johnny Lujack, 10/1-11/12/50
- Rick Casares, 11/1-12/6/59
- Gale Sayers, 11/14-12/19/65
- 5 Last: Neal Anderson, 10/7-11/11/90

\* NFL Record

† Tied NFL Record



# INDIVIDUAL RECORDS

## PASSING

### QB RATING

#### Lifetime (400+ attempts)

- 80.4 Jim McMahon, 1982-88
- 75.0 Sid Luckman, 1939-50
- 74.2 Jim Harbaugh, 1987-93

#### Season (100+)

- 107.8 Sid Luckman, 1943
- 97.8 Jim McMahon, 1984
- 95.5 Sid Luckman, 1941

### ATTEMPTS

#### Lifetime

- 1,759 Jim Harbaugh, 1987-93
- 1,744 Sid Luckman, 1939-50
- 1,513 Jim McMahon, 1982-88

#### Season

- 478 Jim Harbaugh, 1991
- 436 Vince Evans, 1981
- 412 Bill Wade, 1962

#### Game

- 57 Bill Wade, at Wash, 10/25/64
- 52 Johnny Lujack, at NYG, 10/23/49
- 50 Jack Concannon, at NO, 12/20/70

### COMPLETIONS

#### Lifetime

- 1,023 Jim Harbaugh, 1987-93
- 904 Sid Luckman, 1939-50
- 874 Jim McMahon, 1982-88

#### Season

- 275 Jim Harbaugh, 1991
- 225 Bill Wade, 1962
- 208 **Steve Walsh, 1994**

#### Game

- 33 Bill Wade, at Wash, 10/25/64
- 31 Virgil Carter, at SF, 12/6/69
- 29 Johnny Lujack, at NYG, 10/23/49
- Erik Kramer, at Det, 10/23/94**

#### Consecutive

- 14 **Steve Walsh, at Min, 12/1/94**
- 13 Rudy Bukich, 11/22-11/26/64
- Jim Harbaugh, at GB, 10/23/92
- 12 **Steve Walsh, 10/9-10/31/94**

#### Long

- 98 Bill Wade, at Det, 10/8/61 (TD to Farrington)
- 93 Jack Concannon, vs. StL, 11/19/67 (TD to Gordon)
- 91 Ed Brown, vs. SF, 10/16/60 (TD to Dewweall)

## COMPLETION PERCENTAGE

### Lifetime (250+ completions)

- 58.2 Jim Harbaugh, 1987-93 (1,023 of 1,759)
- 57.8 Jim McMahon, 1982-88 (874 of 1,513)
- 54.5 Bill Wade, 1961-66 (767 of 1,407)

### Season (75+)

- 62.7 **Erik Kramer, 1994 (99 of 158)**
- 62.4 Jim Harbaugh, 1989 (111 of 178)
- 61.9 Rudy Bukich, 1964 (99 of 160)

### Game (10+)

- 90.0 Jim Harbaugh, at Rams, 1/2/94 (9 of 10)
- 86.7 Bob Williams, vs. Dal, 10/12/52 (13 of 15)
- 83.3 Gene Ronzani, vs. Det, 10/22/44 (10 of 12)
- Ed Brown, at Det, 11/20/55 (15 of 18)
- Bill Wade, vs. Balt, 11/8/64 (10 of 12)

## YARDS

### Lifetime

- 14,686 Sid Luckman, 1939-50
- 11,567 Jim Harbaugh, 1987-93
- 11,203 Jim McMahon, 1982-88

### Season

- 3,172 Bill Wade, 1962
- 3,121 Jim Harbaugh, 1991
- 2,712 Sid Luckman, 1947

### Game

- 468 Johnny Lujack, 12/11/49
- 466 Bill Wade, 11/18/62
- 433 Sid Luckman, 11/14/43

## 300-YARD GAMES

### Lifetime

- 9 Bill Wade, 1961-66
- 4 George Blanda, 1949-58
- 3 Sid Luckman, 1939-50
- Johnny Lujack, 1948-51
- Vince Evans, 1977-83

### Season

- 4 Bill Wade, 1962
- 3 Bill Wade, 1961

### Consecutive games

- 2 Sid Luckman, 10/12-10/19/47
- George Blanda, 10/17-10/24/54
- Bill Wade, 10/14-10/21/62; 11/18-11/25/62

# INDIVIDUAL RECORDS

## TOUCHDOWN PASSES

### Lifetime

- 137 Sid Luckman, 1939-50
- 68 Bill Wade, 1961-66
- 67 Jim McMahon, 1982-88

### Season

- 28 Sid Luckman, 1943
- 24 Sid Luckman, 1947
- 23 Johnny Lujack, 1949

### Game

- 7\* Sid Luckman, at NYG, 11/14/43
- 6 Johnny Lujack, vs. Chi Cards, 12/11/49
- 5 Ray Buivid, vs. Chi Cards, 12/5/37

### Consecutive games

- 19 Sid Luckman, 11/22/42-11/26/44
- 14 Sid Luckman, 10/12/47-10/17/48

## PASSES INTERCEPTED

### Lifetime

- 132 Sid Luckman, 1939-50
- 88 Ed Brown, 1954-61
- 70 George Blanda, 1949-58

### Season

- 31 Sid Luckman, 1947
- 24 Bill Wade, 1962
- George Blanda, 1953
- 22 Johnny Lujack, 1949

### Game

- 7 Edmund (Zeke) Bratkowski, at Balt, 10/2/60
- 5 Last: Larry Rakestraw, at Det, 9/22/68

## PASSES NOT INTERCEPTED

### Consecutive

- 173 Jim Harbaugh, 10/26-12/9/90
- 134 Jim McMahon, 9/2-11/4/84

### Game

- 46 Bill Wade, vs. Rams, 10/11/64
- 42 Jim Harbaugh, vs. NYJ, 9/23/91
- 40 Jim Harbaugh, vs. Mia, 11/24/91

## LOWEST INTERCEPTION PCT.

### Lifetime (400+attempts)

- 3.18 Jim Harbaugh, 1987-93 (56 int, 1,759 att)
- 3.70 Jim McMahon, 1982-88 (56 int, 1,513 att)
- 4.69 Bill Wade, 1961-66 (66 int, 1,407 att)

### Season (100+)

- 1.40 Jim McMahon, 1984 (2 int, 143 att)
- 1.92 Jim Harbaugh, 1990 (6 int, 312 att)
- 2.88 Rudy Bukich, 1965 (9 int, 312 att)

## AVERAGE GAIN PER ATTEMPT

### Lifetime (400+ passes)

- 8.42 Sid Luckman, 1939-50
- 8.23 Bernie Masterson, 1934-40
- 7.79 Johnny Lujack, 1948-51

### Season (100+)

- 10.86 Sid Luckman, 1943
- 9.924 Sid Luckman, 1941
- 9.923 Ed Brown, 1956

### Game (10+)

- 17.1 Charlie O'Rourke, at Det, 11/22/42
- 16.9 Sid Luckman, at CRams, 10/5/41
- 16.7 Gene Ronzani, vs. Det, 10/22/44

## RECEIVING

### RECEPTIONS

#### Lifetime

- 492 Walter Payton, 1975-87
- 356 Johnny Morris, 1958-67
- 316 Mike Ditka, 1961-66

#### Season

- 93 Johnny Morris, 1964
- 75 Mike Ditka, 1964
- 71 Dick Gordon, 1970

#### Game

- 14 Jim Keane, at NYG, 10/23/49
- 13 Mike Ditka, at Wash, 10/25/64
- 11 Johnny Morris, at Rams, 10/11/64

#### Consecutive Games

- 49 Mike Ditka, 12/3/61-10/10/65
- 45 Walter Payton, 12/16/84-12/27/87
- 34 Willie Gault, 11/17/85-12/27/87

### YARDS

#### Lifetime

- 5,059 Johnny Morris, 1958-67
- 4,616 Harlon Hill, 1954-61
- 4,538 Walter Payton, 1975-87

#### Season

- 1,200 Johnny Morris, 1964
- 1,128 Harlon Hill, 1956
- 1,124 Harlon Hill, 1954

#### Game

- 214 Harlon Hill, at SF, 10/31/54
- 201 Johnny Morris, at Dal, 11/18/62
- 198 Harlon Hill, vs. Balt, 10/21/56

#### Long

- 98 John Farrington (TD), 10/8/61
- 93 Dick Gordon (TD), 11/19/67
- 91 Willard Deweall (TD), 10/16/60

# INDIVIDUAL RECORDS

## 1,000 YARDS

### Seasons

- 2 Harlon Hill, 1954; 1956
- 1 Mike Ditka, 1961
- Johnny Morris, 1964
- Dick Gordon, 1970

## 100-YARD GAMES

### Lifetime

- 19 Harlon Hill, 1954-61
- 15 Johnny Morris, 1958-67
- 14 Mike Ditka, 1961-66

### Season

- 7 Harlon Hill, 1954
- 6 Harlon Hill, 1956
- Johnny Morris, 1964
- 5 Mike Ditka, 1961

### Consecutive games

- 3 Harlon Hill, 11/11-11/25/56
- 2 Last: Willie Gault, 9/18-9/25/83

## AVERAGE GAIN

### Lifetime (100+ attempts)

- 22.4 Ken Kavanaugh, 1940-41, 45-50
- 21.7 Ray (Scooter) McLean, 1940-47
- 20.4 Harlon Hill, 1954-61

### Season (30+)

- 25.6 Ken Kavanaugh, 1947
- 25.0 Harlon Hill, 1954
- 24.0 Harlon Hill, 1956

### Game (4+)

- 44.8 Dick Gordon, vs. StL, 11/19/67
- 37.5 Gene Schroeder, vs. Chi Cards, 12/16/51
- 37.0 Billy Stone, vs. Det, 11/23/52

## TOUCHDOWNS

### Lifetime

- 50 Ken Kavanaugh, 1940-41, 45-50
- 40 Harlon Hill, 1954-61
- 35 Dick Gordon, 1965-71

### Season

- 13 Ken Kavanaugh, 1947
- Dick Gordon, 1970
- 12 Harlon Hill, 1954
- Mike Ditka, 1961
- 11 Harlon Hill, 1956

### Game

- 4 Harlon Hill, at SF, 10/31/54
- Mike Ditka, at Rams, 10/13/63
- 3 Last: Willie Gault, at NO, 9/18/83

\* NFL Record

† Tied NFL Record

## Consecutive games

- 7 Ken Kavanaugh, 11/2-12/14/47
- 5 Mike Ditka, 10/22-11/19/61
- Dennis McKinnon, 9/8-10/5/85

## INTERCEPTIONS

### INTERCEPTIONS BY

#### Lifetime

- 38 Gary Fencik, 1976-87
- 37 Richie Petitbon, 1959-68
- 27 Bennie McRae, 1962-70

#### Season

- 10 *Mark Carrier, 1990*
- 9 Roosevelt Taylor, 1963
- 8 Clyde (Bulldog) Turner, 1942
- Johnny Lujack, 1948
- Richie Petitbon, 1963
- Vestee Jackson, 1988

#### Game

- 3 Bob Margarita, vs. Det, 11/11/45
- Johnny Lujack, at GB, 9/26/48
- Richie Petitbon, at GB, 9/24/67
- Curtis Gentry, vs. StL, 11/19/67
- Ross Brupbacher, vs. Den, 12/12/76
- Mark Carrier, at Wash, 12/9/90*
- 2 Last: Dante Jones, vs. TB, 9/26/93

### Consecutive games

- 4 Last: Dave Duerson, 9/14-10/5/86

## YARDS RETURNED

### Lifetime

- 643 Richie Petitbon, 1959-68
- 485 Bennie McRae, 1962-70
- 483 Gary Fencik, 1976-87

### Season

- 212 Richie Petitbon, 1962
- 182 JC Caroline, 1956
- 172 Don Kindt, 1953
- Roosevelt Taylor, 1963

### Game

- 101 Richie Petitbon, vs. Rams, 12/9/62
- 96 Clyde (Bulldog) Turner, at Wash, 10/26/47
- Roosevelt Taylor, at Phil, 10/20/68
- 92 Todd Bell, vs. Det, 11/22/81

### Long

- 101 Richie Petitbon, (TD) 12/9/62
- 96 Clyde (Bulldog) Turner, (TD) 10/26/47
- Roosevelt Taylor, (TD) 10/20/68
- 92 Todd Bell, (TD) 11/22/81



# INDIVIDUAL RECORDS

## TOUCHDOWNS

### Lifetime

- 4 Bennie McRae, 1962-70
- 3 Richie Petitbon, 1959-68
- Roosevelt Taylor, 1961-69

### Season

- 2 Jerry Weatherly, 1950
- JC Caroline, 1956
- Bennie McRae, 1967

### Game

- 1 Last: *Mark Carrier, vs. GB, 12/5/93*

## PUNTING

## PUNTS

### Lifetime

- 878 Bob Parsons, 1972-83
- 833 Bobby Joe Green, 1962-73
- 354 Maury Buford, 1985-86; 89-91

### Season

- 114\* Bob Parsons, 1981
- 99 Bob Parsons, 1976
- 96 Bob Parsons, 1978

### Game

- 14 Keith Molesworth, 12/10/33
- 11 Last: Dave Finzer, 12/3/84

## YARDS

### Lifetime

- 35,057 Bobby Joe Green, 1962-73
- 34,180 Bob Parsons, 1972-83
- 14,451 Maury Buford, 1985-86; 89-91

### Season

- 4,531 Bob Parsons, 1981
- 3,726 Bob Parsons, 1976
- 3,625 Bob Parsons, 1975

### Game

- 517 Keith Molesworth, vs. GB, 12/10/33
- 476 Bob Parsons, at Hou, 11/6/77
- 471 George Gulyanics, vs. GB, 11/14/48

### Long

- 94 Joe Lintzenich, 11/16/31
- 87 Dave Finzer, 10/7/84
- 81 Bob Parsons, 12/4/82

## GROSS AVERAGE

### Lifetime (75+ punts)

- 44.5 George Gulyanics, 1947-52
- 42.1 Bobby Joe Green, 1962-73
- 41.9 Fred (Curley) Morrison, 1950-53

### Season (30+)

- 46.5 Bobby Joe Green, 1963
- 44.5 Bobby Joe Green, 1964
- 44.2 George Gulyanics, 1948

## Game (4+)

- 57.3 Fred Morrison, vs. Rams, 11/16/52
- 54.6 Maury Buford, vs. GB, 10/21/85
- 54.0 Maury Buford, at TB, 10/6/85

## INSIDE 20

### Lifetime

- 158 Bob Parsons, 1972-83
- 94 Maury Buford, 1985-86; 89-91
- 70 Chris Gardocki, 1991-94

### Season

- 31 Bob Parsons, 1981
- 28 Chris Gardocki, 1993
- 26 Bob Parsons, 1979
- Dave Finzer, 1984

### Game

- 5 Bob Parsons, at Hou, 11/6/77
- 4 Bob Parsons, at GB, 12/9/79
- Dave Finzer, vs. NO, 10/7/84; at SD, 12/3/84
- Maury Buford, vs. Phil, 10/2/89
- Chris Gardocki, at Phil, 10/10/93
- 3 Last: Chris Gardocki, at Det, 10/23/94

## HAD BLOCKED

### Lifetime

- 5 Ed Brown, 1954-61
- Bob Parsons, 1972-83
- Maury Buford, 1985-86; 89-90
- 4 Fred (Curley) Morrison, 1950-53

### Season

- 2 Last: Maury Buford, 1990

### Game

- 2 Jon Kilgore, at Rams, 12/8/68
- Ray Stachowicz, at Min, 12/11/83
- 1 Last: Maury Buford, vs. Mia, 11/24/91

## PUNT RETURNS

## RETURNS

### Lifetime

- 127 Dennis McKinnon, 1983-85; 87-89
- 123 Jeff Fisher, 1981-84
- 112 George McAfee, 1940-41; 45-50

### Season

- 58 Jeff Fisher, 1984
- 57 Lew Barnes, 1986
- 43 Jeff Fisher, 1981

### Game

- 8 Jeff Fisher, at Det, 12/16/84
- 7 George McAfee, vs. GB, 10/15/50
- Ron Smith, at Clev, 10/15/72
- Steve Schubert, at TB, 12/4/77
- Dennis McKinnon, at GB, 12/4/83

# INDIVIDUAL RECORDS

## YARDS

### Lifetime

- 1,431 George McAfee, 1940-41; 45-50
- 1,171 Dennis McKinnon, 1983-85; 87-89
- 1,137 Jeff Fisher, 1981-84

### Season

- 509 Jeff Fisher, 1981
- 492 Jeff Fisher, 1984
- 482 Lew Barnes, 1986

### Game

- 134 Gale Sayers, vs. SF, 12/12/65
- Dennis McKinnon, vs. NYG, 9/14/87
- 108 George McAfee, vs. Rams, 10/10/48
- 103 Jeff Fisher, at Det, 12/16/84

### Long

- 95 Johnny Bailey (TD), vs. KC, 12/29/90
- 94 Dennis McKinnon (TD), vs. NYG, 9/14/87
- 89 Ray McLean (TD), vs. Chi Cards 10/11/42

## AVERAGE

### Lifetime (50+ returns)

- 12.8\* George McAfee, 1940-41; 45-50
- 11.3 JR Boone, 1948-51
- 9.2 Jeff Fisher, 1981-84
- Dennis McKinnon, 1983-85; 87-89

### Season (1+ per game)

- 15.8 Harry Clark, 1943
- 14.9 Gale Sayers, 1965
- 14.5 George McAfee, 1947

### Game (3+)

- 36.0 George McAfee, vs. Rams, 10/10/48
- 34.0 Scooter McLean, vs. Chi Cards 10/11/42
- 26.8 Gale Sayers, vs. SF, 12/12/65
- Dennis McKinnon, vs. NYG, 9/14/87

## TOUCHDOWNS

### Lifetime

- 3 Ray (Scooter) McLean, 1940-47
- Steve Schubert, 1975-79
- Dennis McKinnon, 1983-85; 87-89
- 2 George McAfee, 1940-41; 45-50
- Gale Sayers, 1965-71

### Season

- 2 Dennis McKinnon, 1987

### Game

- 1 Last: *Jeff Graham, at Min, 12/1/94*

## FAIR CATCHES

### Lifetime

- 47 Steve Schubert, 1975-79
- 40 Jeff Fisher, 1981-84
- 32 Gale Sayers, 1965-71

## Season

- 21 Steve Schubert, 1978
- 20 Jeff Fisher, 1981
- Terry Obee, 1993*
- 17 Cecil Turner, 1968

## Game

- 5 Johnny Bailey, at GB, 10/17/91
- Curtis Conway, at TB, 11/6/94*
- 4 Cecil Turner, vs. Min, 10/27/68
- Steve Schubert, 10/8/78; 12/10/78
- Terry Obee, vs. Min, 10/25/93*
- 3 Last: Nate Lewis, vs. TB, 9/4/94

## KICKOFF RETURNS

## RETURNS

### Lifetime

- 192 Dennis Gentry, 1982-92
- 108 Cecil Turner, 1968-73
- 91 Gale Sayers, 1965-71

### Season

- 35 Nate Lewis, 1994
- 31 Cecil Turner, 1971
- 30 Ron Smith, 1972

### Game

- 8 Brian Baschnagel, at Hou, 11/6/77
- 7 Nate Lewis, at Min, 12/1/94
- 6 Last: Dennis Gentry, at SF, 12/23/91

## YARDS

### Lifetime

- 4,353 Dennis Gentry, 1982-92
- 2,781 Gale Sayers, 1965-71
- 2,616 Cecil Turner, 1968-73

### Season

- 924 Ron Smith, 1972
- 874 Nate Lewis, 1994
- 754 Brian Baschnagel, 1976

### Game

- 221 Nate Lewis, at Min, 12/1/94
- 208 Ron Smith, vs. SF, 11/19/72
- 185 Brian Baschnagel, at Hou, 11/6/77

### Long

- 103 Gale Sayers, (TD) 9/17/67
- 100 Don Bingham, (TD) 11/18/56
- 99 Willie Galimore, (TD) 10/4/58
- Willie Gault, (TD) 9/29/85

\* NFL Record

† Tied NFL Record

# INDIVIDUAL RECORDS

## AVERAGE

### Lifetime (50+ returns)

- 30.6\* Gale Sayers, 1965-71
- 26.6 Ron Smith, 1965; 70-72
- 24.7 Charlie Bivins, 1960-66

### Season (1+ per game)

- 37.7 Gale Sayers, 1967
- 32.7 Cecil Turner, 1970
- 31.7 Walter Payton, 1975

### Game (3+)

- 52.0 Cecil Turner, at NYG, 9/19/70
- 48.7 Dick Gordon, at Rams, 9/16/66
- 48.3 Gale Sayers, at SF, 12/3/67

## TOUCHDOWNS

### Lifetime

- 6† Gale Sayers, 1965-71
- 4 Cecil Turner, 1968-73
- 3 Dennis Gentry, 1982-92

### Season

- 4† Cecil Turner, 1970
- 3 Gale Sayers, 1967
- 2 Gale Sayers, 1966

### Game

- 1 Last: Darren Lewis, vs. Cin, 11/8/92

## FUMBLES

### FUMBLES

#### Lifetime

- 85 Walter Payton, 1975-87
- 38 Jim Harbaugh, 1987-93
- 35 Rick Casares, 1955-64

#### Season

- 15 Jim Harbaugh, 1993
- 14 Gary Huff, 1974
- 13 Carl Garrett, 1973

#### Game

- 4 Hugh Gallarneau, vs. Chi Cards, 12/1/46
- Rudy Bukich, at Balt, 12/5/65
- Vince Evans, at GB, 11/15/81
- Rusty Lisch, vs. GB, 12/9/84
- 3 Last: Steve Walsh, vs. NE, 12/24/94

## OWN RECOVERED

### Lifetime

- 18 Walter Payton, 1975-87
- 13 Gale Sayers, 1965-71
- 10 Ed Brown, 1954-61
- Jim Harbaugh, 1987-93

### Season

- 7 Gary Huff, 1974
- 6 Jack Concannon, 1970
- 5 Bobby Douglass, 1972

### Game

- 3 Gary Huff, vs. Det, 9/15/74
- Virgil Livers, at Min, 10/5/75

## OPPONENTS' RECOVERED

### Lifetime

- 25 Dick Butkus, 1965-73
- 22 Joe Fortunato, 1955-66
- 17 Mike Hartenstine, 1975-86

### Season

- 6 Dick Butkus, 1965
- 5 Ed O'Bradovich, 1962
- 4 Last: Mike Singletary, 1984

### Game

- 2 Last: Trace Armstrong, at Det, 11/25/93

## YARDS RET. OWN FUMBLES

### Lifetime

- 36 John Adams, 1959-62
- 24 Ike Hill, 1973-74
- 22 Ron Bull, 1962-70

### Season

- 36 John Adams, 1961 (11/19)
- 24 Ike Hill, 1973 (11/12)
- 21 Ron Bull, 1962 (11/4)

### Game

(Same as "Season")

### Long

(Same as "Season")

## YARDS RET. OPP.'S FUMBLES

### Lifetime

- 128 Charlie Sumner, 1955; 58-60
- 110 Ed Sprinkle, 1944-55
- 98 George Halas, 1920-29

### Season

- 101 Charlie Sumner, 1958
- 98 George Halas, 1923
- 84 Larry Brink, 1954

### Game

- 98 George Halas, (TD) vs. Oorang, 11/4/23
- 86 Charlie Sumner, (TD) vs. Chi Cards, 12/7/58
- 84 Larry Brink, (TD) vs. Rams, 11/28/54

### Long

(Same as "Game")



# INDIVIDUAL RECORDS

## TOUCHDOWNS OWN FUMBLES

### Lifetime

- 2 Ken Kavanaugh, 1940-41; 45-50  
Mike Ditka, 1961-66

### Season

- 1 Last: Johnny Musso, 1976

### Game

- 1 Last: Johnny Musso, at Det, 11/21/76

## TOUCHDOWNS OPP.'S FUMBLES

### Lifetime

- 2 Fred Evans, 1948  
Ed Sprinkle, 1944-55

### Season

- 2 Fred Evans, 1948

### Game

- 2 Fred Evans, vs. Wash, 11/28/48  
1 Last: Dante Jones, vs. GB, 12/5/93

## SACKS

(Since 1970)

### Lifetime

- 124.5 Richard Dent, 1983-93  
92.5 Steve McMichael, 1981-93  
82.0 Dan Hampton, 1979-90

### Season

- 17.5 Richard Dent, 1984  
17.0 Richard Dent, 1985  
15.0 Jim Osborne, 1976

### Game

- 4.5 Richard Dent, vs. Raid, 11/4/84;  
at Raid, 12/27/87  
4.0 Jim Osborne, vs. Min, 9/23/73  
3.5 Alan Page, vs. Den, 12/20/81  
Jim Althoff, vs. Min, 10/11/87

### Consecutive games (at least .5 sack)

- 6 Steve McMichael, 10/29-12/3/89  
5 Steve McMichael, 11/6-12/4/83;  
10/27-11/24/91  
4 Last: **Alonzo Spellman**, 12/1-12/24/94  
Trace Armstrong, 12/1-12/24/94

\* NFL Record

† Tied NFL Record

## TAKEAWAYS

(Int & Opp. Fumbles Recovered)

### Lifetime

- 50 Gary Fencik, 1976-87 (38 int, 12 fum)  
47 Dick Butkus, 1965-73 (22 int, 25 fum)  
44 Richie Petitbon, 1959-68 (37 int, 7 fum)

### Season

- 12 Roosevelt Taylor, 1963 (9 int, 3 fum)  
**Mark Carrier, 1990 (10 int, 2 fum)**  
11 Dick Butkus, 1965 (5 int, 6 fum)  
10 Richie Petitbon, 1963 (8 int, 2 fum)  
Ross Brupbacher, 1976 (7 int, 3 fum)

### Game

- 4 Bill George, vs. Det, 12/3/61 (2 int, 2 fum)  
3 Last: **Mark Carrier**, at Wash, 12/9/90 (3 int)

## NET YARDS

(Rushes, receptions, & returns)

## ATTEMPTS

### Lifetime

- 4,368\* Walter Payton, 1975-87  
1,619 Neal Anderson, 1986-93  
1,579 Rick Casares, 1955-64

### Season

- 427 Walter Payton, 1984  
402 Walter Payton, 1979  
383 Walter Payton, 1978

### Game

- 41 Walter Payton, vs. Min, 11/20/77;  
at Buf, 10/7/79  
40 Walter Payton, at Dal, 11/26/81  
39 Walter Payton, vs SD, 10/25/81

## YARDS

### Lifetime

- 21,803\* Walter Payton, 1975-87  
9,435 Gale Sayers, 1965-71  
8,929 Neal Anderson, 1986-93

### Season

- 2,440 Gale Sayers, 1966  
2,272 Gale Sayers, 1965  
2,216 Walter Payton, 1977

### Game

- 339 Gale Sayers, vs. Min, 12/18/66  
336 Gale Sayers, vs. SF, 12/12/65  
300 Walter Payton, at NO, 12/21/75

# OPP'S INDIVIDUAL RECORDS

## SCORING

### Points

- 40\* Ernie Nevers, at Chi. Cards, 11/28/29
- 36 Dub Jones, at Clev, 11/25/51
- 24 Lenny Moore, at Balt, 10/4/58
- Jim Taylor, vs. GB, 11/4/62

### Touchdowns

- 6† Ernie Nevers, at Chi. Cards, 11/28/29
- Dub Jones, at Clev, 11/25/51
- 4 Lenny Moore, at Balt, 10/4/58
- Jim Taylor, vs. GB, 11/4/62

### Field goals

- 5 Curt Knight, vs. Wash, 11/14/71
- Fred Cox, vs. Min, 9/23/73
- Nick Lowery, vs. KC, 12/29/90
- 4 Last: Chris Jacke, at GB, 12/11/94

### Field goal attempts

- 7 Mike Clark, vs. Dal, 11/24/68
- 6 Curt Knight, vs. Wash, 11/14/71
- Fred Cox, vs. Min, 9/23/73

### Long field goal

- 60 Morten Andersen, at NO, 10/27/91
- 56 Bert Rechichar, at Balt, 9/27/53
- 55 Pat Leahy, at NY Jets, 12/14/85

## RUSHING

### Attempts

- 39 Jerome Bettis, at LA Rams, 1/2/94
- 35 John Stephens, at NE, 10/30/88
- 34 Eric Dickerson, at LA Rams, 11/6/83

### Yards

- 206 Earl Campbell, vs. Hou, 11/16/80
- 199 Ollie Matson, vs. LA Rams, 10/11/59
- 194 Alan Ameche, at Balt, 9/25/55

### Touchdowns

- 6† Ernie Nevers, at Chi. Cards, 11/28/29
- 4 Dub Jones, at Clev, 11/25/51
- Jim Taylor, vs. GB, 11/4/62
- 3 Last: Larry Csonka, at Mia, 9/23/79

### Long

- 97 Bobby Gage, vs. Pit, (TD) 12/4/49
- 90 Johnny Johnson, at NYJ, 9/25/94
- 84 Tom Harmon, vs. LA Rams, (TD) 10/13/46
- Barry Sanders, at Det, 10/23/94

## PASSING

### Attempts

- 62 Randall Cunningham, vs. Phil, 10/2/89
- 55 Tommy Kramer, vs. Min, 9/19/85
- 54 John Brodie, vs. SF, 11/13/66
- Brett Favre, vs. GB, 12/5/93

### Completions

- 36 Brett Favre, vs. GB, 12/5/93
- 32 Randall Cunningham, vs. Phil, 10/2/89
- 30 Vince Ferragamo, at LA Rams, 12/26/82
- Mark Rypien, at Wash, 11/26/89

### Yards

- 509 Vince Ferragamo, at LA Rams, 12/26/82
- 436 Tommy Kramer, at Min, 9/19/85
- 402 Brett Favre, vs. GB, 12/5/93

### Touchdowns

- 5 Steve Spurrier, vs. SF, 11/19/72
- Tommy Kramer, at Min, 11/28/82
- 4 Last: Chris Miller, vs. Atl, 9/27/92

### Interceptions

- 5 Last: Mark Rypien, at Wash, 12/9/90

### Consecutive completions

- 12 Jim Hart, at St. L, 9/25/77

### Long

- 99† Sonny Jurgensen, vs. Wash, (TD) 9/15/68
- 97 Pat Coffee, vs. Chi. Cards, (TD) 12/5/37
- Bernie Kosar, at Clev, (TD) 10/23/89
- 94 Eric Hipple, at Det, (TD) 10/19/81

### Times sacked

- 11 Archie Manning, vs. Min, 10/28/84
- 10 Guido Merkins, at Phil, 10/4/87
- 9 Fran Tarkenton, vs. Min, 12/17/61

## RECEIVING

### Receptions

- 13 Bob Anderson, at Den, 9/30/73
- 12 Bernie Casey, vs. SF, 11/13/66
- 11 Pete Pihos, vs. Phil, 12/11/55
- Tom Fears, at LA Rams, 10/30/49

### Yards

- 225 Bernie Casey, vs. SF, 11/13/66
- 201 Gene Roberts, at NYG, 10/23/49
- 192 Billy Wilson, at SF, 10/23/55

### Touchdowns

- 3 Last: Andre Rison, vs. Atl, 9/27/92

### Long

- 99† Gerry Allen, vs. Wash, (TD) 9/15/68
- 97 Gaynell Tinsley, vs. Chi. Cards, (TD) 12/5/37
- Webster Slaughter, at Clev, (TD) 10/23/89
- 94 Leonard Thompson, at Det, (TD) 10/19/81

\* NFL Record

† Tied NFL Record

# OPP'S INDIVIDUAL RECORDS

## INTERCEPTIONS

### Interceptions

- 3 Last: Reggie Sutton, vs. NO, 10/18/87

### Yards

- 167 Dick Jauron, vs. Det, 11/18/73  
121 Milt Davis, vs. Balt, 11/17/57  
115 Bernie Parrish, at Clev, 12/11/60

### Touchdowns

- 2† Bobby Franklin, at Clev, 12/11/60

### Long

- 102 Bob Smith, at Det, (TD) 11/24/49  
99 Rick Sanford, vs. NE, (TD) 12/5/82  
95 Dick Jauron, vs. Det, (TD) 11/18/73

## PUNTING

### Punts

- 14 Dick Nesbitt, vs. Chi. Cards, 11/30/33  
11 Last: Rich Camarillo, vs. NE, 9/15/85

### Average

- 61.8\* Bob Cifers, vs. Det, 11/24/46  
55.8 Sammy Baugh, at Wash, 11/17/40  
54.5 Tommy Davis, at SF, 11/19/61

### Long

- 84 Doug Russell, vs. Chi. Cards, 9/11/38  
79 Tommy Davis, at SF, 11/19/61  
75 Rich Camarillo, vs. NE, 9/15/85  
Harold Alexander, vs. Atl, 10/3/93

## PUNT RETURNS

### Returns

- 7 Danny Reece, at TB, 12/2/79  
6 Last: Robbie Martin, at Det, 9/12/82

### Yards

- 122 Hugh McElhenny, vs. SF, 10/19/52  
118 Jon Arnett, at LA Rams, 11/2/58  
108 Al Dodd, at Atl, 10/13/74

### Fair catches

- 7 Lem Barney, at Det, 11/21/76  
5 Willie Wood, at GB, 11/15/70  
Vai Sikahema, at Phil, 10/10/93

### Long

- 95 Steve Odom, at GB, (TD) 11/10/74  
94 Hugh McElhenny, vs. SF, (TD) 10/19/52  
93 Veryl Switzer, vs. GB, (TD) 11/7/54

## KICKOFF RETURNS

### Returns

- 7 Last: Darrin Nelson, at Min, 11/25/84

### Yards

- 202 Carver Shannon, at LA Rams, 10/13/63  
184 Al Carmichael, at GB, 10/2/55  
182 Buster Rhymes, at Min, 9/19/85

### Long

- 106\* Al Carmichael, at GB, (TD) 10/7/56  
102 Ron Jessie, at Det, (TD) 10/24/71  
Mel Gray, at Det, (TD) 10/23/94  
101 Bill Jefferson, at Det, (TD) 11/23/41

## LONGEST PLAYS AT SOLDIER FIELD

(Bears moved from Wrigley Field after the 1970 season.)

### RUN

- Bears — 80 Neal Anderson, vs. GB, 11/27/88  
Opp. — 68 Keith Woodside, GB, 12/17/89

### PASS

- Bears — 89 Vince Evans, vs. Min, 9/21/80  
Opp. — 90 Tony Eason, NE, 9/15/85

### CATCH

- Bears — 89 Rickey Watts, vs. Min, 9/21/80  
Opp. — 90 Craig James, NE, 9/15/85

### PUNT

- Bears — 87 Dave Finzer, vs. NO, 10/7/84  
Opp. — 75 Harold Alexander, Atl, 10/3/93

### PUNT RETURN

- Bears — 95 Johnny Bailey, vs. KC, 12/29/90  
Opp. — 77 Lee Nelson, St. L, 12/16/79

### KICKOFF RETURN

- Bears — 99 Willie Gault, vs. Wash, 9/29/85  
Opp. — 97 Del Rodgers, GB, 12/9/84

### INTERCEPTION RETURN

- Bears — 92 Todd Bell, vs. Det, 11/22/81  
Opp. — 99 Rick Sanford, NE, 12/5/82

### FIELD GOAL

- Bears — 55 Kevin Butler, vs. Min, 10/25/93  
Opp. — 52 Fred Cox, vs. Min, 10/27/75



## WON-LOST

### WINS

#### Highest winning percentage, season

1.000†	1934 (13 games) 13-0
	1942 (11 games) 11-0
.938	1985 (16 games) 15-1
.923	1926 (16 games) 12-1-3

#### Lowest winning percentage, season

.071	1969 (14 games) 1-13
.214	1973 (14 games) 3-11
.273	1953 (12 games) 3-8-1

#### Wins at home, season

9	1926 (11 games at Wrigley)
8	1921 (9 games at Wrigley)
	1922 (9 games at Wrigley)
	1985 (8 games at Soldier Field)
7	1933 (7 games at Wrigley)
	1986 (8 games at Soldier Field)
	1988 (8 games at Soldier Field)
	1990 (8 games at Soldier Field)

#### Wins on the road, season

7	1920 (9 road games)
	1934 (7 road games)
	1985 (8 road games)
	1986 (8 road games)

## CONSECUTIVE GAMES

### Won

17*	11/26/33—12/2/34
16	11/9/41—12/6/42

### Without losing

24	11/9/41—11/14/43 (23-0-1)
----	---------------------------

### Wins at home

18	11/20/32—10/20/35
----	-------------------

### Wins on the road

10	9/28/41—12/6/42
----	-----------------

### Lost

8	12/15/68—11/2/69; 9/25—11/2/78
---	--------------------------------

### Without winning

11	11/3/29—10/5/30 (0-9-2)
----	-------------------------

### Losses at home

8	11/23/69—11/8/70
---	------------------

### Losses on the road

16	11/12/73—11/30/75
----	-------------------

## SCORING

### POINTS

#### Most, season

456	1985 (16 games)
409	1965 (14 games)
396	1941 (11 games)

#### Fewest, season

133	1933 (13 games)
141	1982 (9 games)
145	1931 (13 games)
234	1993 (16 games)

#### Most, game

61	vs. SF, 12/12/65 (win, 61-20)
	vs. GB, 12/7/80 (win, 61-7)
58	vs. Balt, 10/21/56 (win, 58-27)
57	at Balt, 11/25/62 (win, 57-0)

#### Most, first half

41	vs. Wash, 11/28/48 (20, 21)
31	vs. Wash, 9/29/85 (0, 31)

#### Most, second half

49	at Phil, 11/30/41 (21, 28)
33	vs. GB, 12/7/80 (13, 20)

#### Most, first quarter

21	vs. Chi. Cards, 10/11/42
	vs. Wash, 11/9/80
	vs. Clev, 9/7/86
	vs. Cin, 9/28/86

#### Most, second quarter

31	vs. Wash, 9/29/85
28	vs. GB, 12/7/80
	vs. TB, 9/26/93

#### Most, third quarter

27	vs. Chi. Cards, 9/5/37
24	at Min, 9/19/85

#### Most, fourth quarter

28	vs. Phil, 11/30/41
	vs. Min, 9/17/89
22	at Phil, 9/12/94

#### Margin of victory

57	at Wash, 12/8/40 (57-0)
	at Balt, 11/25/62 (57-0)
54	vs. GB, 12/7/80 (61-7)
49	vs. Det, 10/19/41 (49-0)
	at NYG, 11/14/43 (56-7)

#### Margin of defeat

52	at Balt, 9/27/64 (52-0)
49	at GB, 9/30/62 (49-0)
47	at Hou, 11/6/77 (47-0)

\* NFL Record

† Tied NFL Record

# TEAM RECORDS — OFFENSE

## TOUCHDOWNS

### Most, season

56	1941 (11 games)
54	1965 (14 games)
51	1985 (16 games)

### Fewest, season

16	1933 (13 games)
	1982 (9 games)
22	1993 (16 games)

### Most, game

9	vs. SF, 12/12/65
	vs. GB, 12/7/80
8	at NY, 11/14/43
	at Wash, 10/26/47

## EXTRA POINTS MADE

### Most, season

52	1965 (14 games)
51	1985 (16 games)
	1948 (12 games)
43	1989 (16 games)

### Fewest, season

15	1933 (13 games)
	1932 (14 games)
16	1982 (9 games)
21	1993 (16 games)

### Most, game

8	at NYG, 11/14/43 (8 of 8)
	at Wash, 10/26/47 (8 of 8)
7	at Rams, 10/13/63 (7 of 7)
	vs. SF, 12/12/65 (7 of 9)
	vs. GB, 12/7/80 (7 of 9)

### Most, season (no misses)

51	1985 (16 games)
34	1992 (16 games)

## EXTRA POINTS MISSED

### Most, season

11	1939 (11 games)
	1941 (11 games)
4	1975 (14 games) 18 of 22
	1976 (14 games) 27 of 31
3	1977 (14 games) 27 of 30
	1978 (16 games) 26 of 29
	1979 (16 games) 34 of 37
	1983 (16 games) 35 of 38

### Most, game

3	at Phil, 10/13/35
	at NY, 11/8/36
	at Pit, 10/2/39
	vs. Chi. Cards, 10/12/41
	vs. Clev, 11/9/41
2	Last: vs. GB, 12/7/80

## FIELD GOALS MADE

### Most, season

31	1985 (16 games)
28	1986 (16 games)
27	1993 (16 games)

### Fewest, season

0†	1944 (10 games)
	1947 (12 games)
8	1969 (14 games)
9	1974 (14 games)
	1982 (9 games)
12	1976 (14 games)
	1981 (16 games)

### Most, game

5	vs. Det, 12/3/61
	at Phil, 10/20/68
4	Last: at Ariz, 11/27/94

## FIELD GOALS ATTEMPTED

### Most, season

41	1986 (16 games)
38	1985 (16 games)
37	1990 (16 games)

### Fewest, season

0	1944 (10 games)
13	1974 (14 games)
18	1980 (16 games)

### Most, game

7	vs. GB, 11/17/63
6	Last: at GB, 11/8/87

## FIELD GOALS MISSED

### Most, season

18	1971 (14 games) 15 of 33
15	1965 (14 games) 11 of 26
14	1970 (14 games) 20 of 34
13	1976 (14 games) 12 of 25
	1977 (14 games) 14 of 27
12	1983 (16 games) 13 of 25

### Fewest, season

4	1988 (16 games) 15 of 19
	1989 (16 games) 15 of 19
	1974 (16 games) 9 of 13
5	1980 (16 games) 13 of 18
	1978 (16 games) 17 of 22

### Most, game

4	Last: vs. Phil, 9/14/86 (2 of 6)
3	Last: vs. Pit, 11/30/86 (2 of 5)

## TWO-POINT CONVERSIONS (since 1994)

### Most, season

2	1994 (16 games)
---	-----------------

### Most, game

1	at Phil, 9/11/94
	vs. Min, 9/18/94

# TEAM RECORDS — OFFENSE

## SAFETIES

### Most, season

- 3 1985 (16 games)
- 2 Last: 1986 (16 games)

### Most, game

- 2 vs. Pit, 11/9/69

## TIME OF POSS.

### TIME OF POSSESSION (since 1978)

#### Highest average, season

- 35:08 1984 (16 games)
- 34:33 1985 (16 games)
- 33:38 1994 (16 games)

#### Lowest average, season

- 28:36 1993 (16 games)
- 29:15 1992 (16 games)
- 29:28 1982 (9 games)

#### Highest, game

- 48:50 vs. SD, 10/25/81 (OT)
- 45:32 vs. Mia, 9/4/88
- 44:12 vs. Det, 11/20/94

#### Lowest, game

- 18:01 at Dal, 12/27/92
- 19:20 at LA Rams, 1/2/94
- 20:52 vs. NE, 10/14/79

## FIRST DOWNS

### TOTAL

#### Most, season

- 343 1985 (16 games)
- 319 1987 (15 games)
- 317 1991 (16 games)

#### Fewest, season

- 114 1937 (11 games)
- 115 1933 (13 games)
- 153 1982 (9 games)
- 226 1993 (16 games)

#### Most, game

- 33 vs. GB, 12/7/80
- 30 at NY Yanks, 12/9/51
- 28 at Min, 11/11/91

#### Fewest, game

- 2 vs. GB, 12/10/33
- 4 vs. Det, 11/22/81
- 5 vs. NE, 10/14/79

## RUSHING

### Most, season

- 176 1985 (16 games)
- 166 1986 (16 games)
- 164 1984 (16 games)

### Fewest, season

- 55 1970 (14 games)
- 56 1982 (9 games)
- 88 1994 (16 games)

### Most, game

- 19 vs. GB, 11/6/55  
at GB, 10/30/77
- 18 vs. Det, 11/10/85
- 17 Last: vs. Mia, 9/4/88

### Fewest, game

- 0 vs. Chi. Cards, 10/14/45  
at Balt, 10/5/57  
at GB, 12/11/94
- 1 vs. Det, 11/22/81

## PASSING

### Most, season

- 168 1991 (16 games)
- 165 1994 (16 games)
- 157 1992 (16 games)

### Fewest, season

- 41 1940 (11 games)
- 48 1942 (11 games)
- 54 1972 (14 games)
- 83 1982 (9 games)
- 98 1979 (16 games)

### Most, game

- 21 at Dal, 11/18/62
- 15 Last: at Det, 10/23/94

### Fewest, game

- 0 vs. GB, 11/7/37  
at GB, 9/28/41
- 2 Last: at Min, 9/12/93

## BY PENALTY

### Most, season

- 42\* 1987 (15 games)
- 32 1963 (14 games)
- 1988 (16 games)
- 29 1991 (16 games)

### Fewest, season

- 5 1939 (11 games)
- 12 1972 (14 games)
- 1977 (14 games)
- 14 1982 (9 games)
- 15 1993 (16 games)

### Most, game

- 9 at Clev, 11/25/51
- 7 at TB, 9/8/91
- 6 vs. Det, 11/22/87  
at GB, 10/25/92

\* NFL Record

† Tied NFL Record



## NET YARDS

(Rushing and passing)

### YARDS

#### Most, season

5,837	1985 (16 games)
5,830	1983 (16 games)
5,459	1986 (16 games)

#### Fewest, season

2,493	1982 (9 games)
2,641	1937 (11 games)
3,129	1973 (14 games)
3,717	1993 (16 games)

#### Most, game

682	at NYG, 11/14/43
596	vs. Chi. Cards, 12/11/49
594	vs. GB, 12/7/80

#### Fewest, game

24	vs. Det, 11/22/81
66	at Den, 12/5/71
75	at Det, 10/28/62

## RUSHING

### ATTEMPTS

#### Most, season

674	1984 (16 games)
634	1978 (16 games)
627	1979 (16 games)

#### Fewest, season

275	1982 (9 games)
353	1954 (12 games)
	1970 (14 games)
485	1987 (15 games)
487	1994 (16 games)

#### Most, game

72*	vs. Brk, 10/20/35
63	vs. Min, 10/20/77
62	vs. Buf, 10/7/79

#### Fewest, game

11	at Phil, 9/12/94
13	vs. GB, 11/22/92
14	Last: at GB, 12/11/94

### YARDS

#### Most, season

2,974	1984 (16 games)
2,847	1934 (13 games)
2,761	1985 (16 games)

#### Fewest, season

988	1982 (9 games)
1,954	1987 (15 games)
1,588	1994 (16 games)

#### Most, game

408	vs. Brk, 10/20/35
406	vs. GB, 11/6/55
375	at GB, 10/30/77

#### Fewest, game

1	at LA Rams, 10/26/52
27	at GB, 12/11/94

### AVERAGE

#### Highest, season

5.19	1934 (13 games)
4.75	1968 (14 games)
4.52	1985 (16 games)

#### Lowest, season

3.08	1953 (12 games)
3.09	1970 (14 games)
3.26	1994 (16 games)

#### Highest, game

13.75	at Cin, 9/30/34
6.94	at GB, 10/30/77 (54 for 375)
6.34	at Cin, 9/28/86 (35 for 222)

#### Lowest, game

0.03	at LA Rams, 10/26/52
1.86	at Dal, 12/27/92 (15 for 28)

### TOUCHDOWNS

#### Most, season

30	1941 (11 games)
27	1985 (16 games)
25	1988 (16 games)

#### Fewest, season

3	1933 (13 games)
	1970 (14 games)
5	1982 (9 games)
10	1993 (16 games)
	1994 (16 games)

#### Most, game

6	vs. Det, 10/19/41
5	vs. Mia, 9/4/88
4	Last: at TB, 10/8/89

# TEAM RECORDS — OFFENSE

## FUMBLES

### Most, season

56 <sup>†</sup>	1938 (11 games)
40	1972 (14 games)
	1973 (14 games)
37	1988 (16 games)

### Fewest, season

16	1963 (14 games)
	1982 (9 games)
21	1979 (16 games)
	1994 (16 games)

### Most, game

8	at Chi. Cards, 9/11/38
	at NYG, 12/18/77
7	at Balt, 12/5/65
	vs. GB, 10/21/85

## FUMBLES LOST

### Most, season

26	1973 (14 games)
----	-----------------

### Fewest, season

8	1978 (16 games)
	1982 (9 games)
10	1956 (12 games)
	1960 (12 games)
	1992 (16 games)
	1994 (16 games)

### Most, game

5	vs. Dal, 9/16/73
4	at Pit, 9/17/67
	at GB, 11/10/74
	vs. GB, 9/6/81
	vs. GB, 10/21/85

## TOUCHDOWNS ON FUMBLES

### Most, season

5	1942 (11 games)
2	Last: 1986

### Most, game

2	vs. Wash, 11/28/48
1	Last: vs. GB, 12/5/93

## OWN RECOVERED

### Most, season

37*	1938 (11 games)
20	1981 (16 games)
19	1942 (11 games)
	1977 (14 games)

### Fewest, season

5	1955 (12 games)
	1963 (14 games)
6	1989 (16 games)
8	1979 (16 games)

### Most, game

7	at Chi. Cards, 9/11/38
	at NYG, 12/18/77
6	at GB, 11/15/81
5	at Min, 10/5/75

## PASSING

## ATTEMPTS

### Most, season

502	1994 (16 games)
497	1991 (16 games)
494	1964 (14 games)

### Fewest, season

147	1937 (11 games)
205	1972 (14 games)
262	1982 (9 games)
352	1978 (16 games)

### Most, game

59	at NYG, 10/23/49
58	at Wash, 10/25/64
48	at Det, 10/23/94

### Fewest, game

4	vs. Det, 10/15/67
7	vs. TB, 11/26/78
8	vs. Buf, 10/7/79
	vs. Det, 10/19/80

## COMPLETIONS

### Most, season

308	1994 (16 games)
286	1991 (16 games)
282	1964 (14 games)

### Fewest, season

56	1937 (11 games)
78	1972 (14 games)
186	1978 (16 games)

### Most, game

34	at NYG, 10/23/49
33	at Wash, 10/25/64
29	at Det, 10/23/94

### Fewest, game

1	Last: at Phil, 12/10/72
---	-------------------------

\* NFL Record

† Tied NFL Record

# TEAM RECORDS — OFFENSE

## COMPLETION PERCENTAGE

### Highest, season

61.4	1994 (16 games)	308 of 502
59.3	1993 (16 games)	230 of 388
57.9	1984 (16 games)	226 of 390

### Lowest, season

29.7	1934 (13 games)	57 of 192
38.0	1972 (14 games)	78 of 205
44.2	1976 (14 games)	123 of 278
44.9	1973 (14 games)	136 of 303
45.4	1981 (16 games)	222 of 469

### Highest, game (10+)

83.3	vs. GB, 12/7/80 (20 of 24)
77.1	vs. Min, 9/18/94 (27 of 35)
75.0	at Det, 9/12/78 (9 of 12)
	vs. Atl, 9/27/92 (18 of 24)

### Lowest, game (10+)

11.7	vs. Den, 12/12/76 (2 of 17)
21.7	vs. KC, 12/29/90 (5 of 23)
23.3	at KC, 11/8/81 (7 of 30)
	vs. Det, 11/22/81 (7 of 30)

## YARDS (Net since 1952)

### Most, season

3,120	1991 (16 games)
3,091	1994 (16 games)
3,104	1954 (12 games)

### Fewest, season

955	1934 (13 games)
1,108	1972 (14 games)
1,505	1982 (9 games)
1,933	1978 (16 games)

### Most, game

488	at NYG, 11/14/43
468	vs. Chi. Cards, 12/11/49

### Fewest, game

-20	vs. Det, 11/22/81
-16	at Hou, 11/6/77

## TIMES SACKED

### Most, season

55	1969 (14 games)
52	1983 (16 games)
49	1971 (14 games)
	1973 (14 games)

### Fewest, season

20	1963 (14 games)
24	1968 (14 games)
	1986 (16 games)
	1988 (16 games)
25	1994 (16 games)

### Most, game

9	at Min, 11/2/69
	at Den, 12/5/71
	vs. Min, 10/25/93

## YARDS LOST

### Most, season

439	1969 (14 games)
395	1973 (14 games)
392	1971 (14 games)
359	1974 (14 games)
358	1983 (16 games)

### Fewest, season

109	1947 (12 games)
139	1994 (16 games)
153	1986 (16 games)

### Most, game

78	at Min, 11/2/69
70	at Den, 12/5/71

## TOUCHDOWN PASSES

### Most, season

29	1947 (12 games)
23	1987 (16 games)
22	1964 (14 games)

### Fewest, season

5	1950 (12 games)
6	1973 (14 games)
7	1978 (16 games)
	1993 (16 games)

### Most, game

7 <sup>†</sup>	at NYG, 11/14/43
4	Last: at Wash, 9/29/85



# TEAM RECORDS — OFFENSE

## HAD INTERCEPTED

### Most, season

35	1947 (12 games)
	1954 (12 games)
28	1978 (16 games)

### Fewest, season

11	1941 (11 games)
	1982 (9 games)
12	1945 (10 games)
	1965 (14 games)
	1990 (16 games)

### Most, game

8	at Det, 9/22/68
7	vs. LA Rams, 10/9/49
	at Balt, 10/2/60
	at Clev, 12/22/60

### Returned for TD, season

6*	1992 (16 games)
----	-----------------

## INTERCEPTION PERCENTAGE

### Highest, season

14.95	1942 (11 games)
7.95	1978 (16 games) 28 of 352

### Lowest, season

2.79	1990 (16 games)
3.25	1988 (16 games)
3.32	1965 (14 games)

## PUNTING

### PUNTS

#### Most, season

114*	1981 (16 games)
100	1976 (14 games)
96	1978 (16 games)

#### Fewest, season

32	1941 (11 games)
38	1947 (12 games)
58	1965 (14 games)
62	1987 (15 games)
69	1985 (16 games)

#### Most, game

17	vs. GB, 10/22/33
14	vs. GB, 12/10/33
11	Last: at SD, 12/3/84

#### Fewest, game

0	vs. GB, 11/6/55
	at NYG, 11/28/65
	vs. Det, 10/1/72

## GROSS AVERAGE

### Highest, season

46.5	1963 (14 games)
45.5	1964 (14 games)
43.0	1992 (16 games)
	1956 (14 games)

### Lowest, season

35.7	1945 (10 games)
36.2	1983 (16 games)
36.9	1976 (14 games)

### Highest, game (4+ punts)

57.3	vs. LA Rams, 11/16/52
54.6	vs. GB, 10/21/85
54.0	at TB, 10/6/85

### Lowest, game (4+)

22.1	at Min, 10/10/76
25.0	at Card-Pitt, 12/3/44
26.4	vs. GB, 10/21/74

## PUNT RETURNS

### RETURNS

#### Most, season

64	1984 (16 games)
60	1950 (12 games)
57	1986 (16 games)

#### Fewest, season

19	1968 (14 games)
22	1967 (14 games)
23	1992 (16 games)

#### Most, game

11	vs. Chi. Cards, 10/8/50
8	at Det, 12/16/84
	vs. NE 9/16/85

## YARDS

### Most, season

781	1948 (12 games)
561	1984 (16 games)
518	1981 (16 games)

### Fewest, season

81	1968 (14 games)
97	1966 (14 games)
142	1982 (9 games)
176	1992 (16 games)

# TEAM RECORDS — OFFENSE

## Most, game

151	vs. Chi. Cards, 10/12/41
134	vs. SF, 12/12/65
	vs. NYG, 9/14/87
103	at Det, 12/16/84

## Fewest, game

-6	vs. Min, 12/19/65
-5	vs. GB, 10/16/66
	vs. Dal, 11/24/68

## AVERAGE

### Highest, season

20.2	1941 (11 games)
11.5	1981 (16 games)
11.1	1990 (16 games)

### Lowest, season

3.4	1957 (12 games)
3.9	1966 (14 games)
6.7	1989 (16 games)

## TOUCHDOWNS

### Most, season

2	1941 (11 games)
	1987 (15 games)

### Most, game

1	Last: at Min, 12/1/94
---	-----------------------

## FAIR CATCHES

### Most, season

28	1967 (14 games)
----	-----------------

### Fewest, season

3	1975 (14 games)
---	-----------------

### Most, game

6	at St. L, 10/31/66
	vs. Min, 12/10/67
5	Last: at TB, 11/6/94

## KICKOFF RETURNS

## RETURNS

### Most, season

74	1975 (14 games)
73	1989 (16 games)
66	1994 (16 games)

### Fewest, season

20	1942 (11 games)
26	1963 (14 games)
34	1982 (9 games)
43	1985 (16 games)

## Most, game

10	at Chi. Cards, 11/27/55
9	at SF, 12/23/91
	at GB, 12/11/94
8	Last: vs. Min, 9/18/94

## Fewest, game

0	Last: at TB, 11/6/94
---	----------------------

## YARDS

### Most, season

1,644	1975 (14 games)
1,534	1989 (16 games)
1,528	1972 (14 games)

### Fewest, season

424	1963 (14 games)
632	1982 (9 games)
879	1990 (16 games)

### Most, game

304	vs. GB, 11/9/52
251	at Pit, 9/17/67
226	at Atl, 10/14/73

### Fewest, game

0	Last: at TB, 11/6/94
---	----------------------

## AVERAGE

### Highest, season

29.4*	1972 (14 games)
27.9	1966 (14 games)
25.3	1985 (16 games)

### Lowest, season

16.3*	1963 (14 games)
	1990 (16 games)
16.4	1983 (16 games)

## TOUCHDOWNS

### Most, season

4†	1970 (14 games)
3	1967 (14 games)

### Most, game

2†	at GB, 9/22/40
	vs. GB, 11/9/52

# TEAM RECORDS — OFFENSE

## PENALTIES

### PENALTIES

#### Most, season

122	1948 (12 games)
121	1981 (16 games)
114	1976 (14 games)
	1984 (16 games)

#### Fewest, season

57	1955 (12 games)
58	1982 (9 games)
66	1994 (16 games)

#### Most, game

22†	at Phil, 11/26/44
16	at Balt, 12/5/65
	at Den, 10/16/78
	at TB, 10/21/84

#### Fewest, game

0†	at Clev, 10/9/38
	vs. Min, 10/23/72
	at Det, 11/28/91
1	Last: at GB, 12/11/94

## YARDS PENALIZED

### Most, season

1,194	1968 (14 games)
1,005	1981 (16 games)
984	1976 (14 games)

### Fewest, season

422	1982 (9 games)
498	1955 (12 games)
503	1994 (16 games)

### Most, game

170	at Phil, 11/26/44
147	vs. Wash, 10/3/67
	at Den, 10/16/78
144	vs. Rams, 10/10/77

### Fewest, game

0†	at Clev, 10/9/38
	vs. Min, 10/23/72
	at Det, 11/28/91
5	Last: at GB, 12/11/94

\* NFL Record

† Tied NFL Record

## AIR MILES

Planning to follow the Bears on the road? The following is a list of the air miles between Chicago's O'Hare airport and the rest of the NFL cities:

Arizona Cardinals (Phoenix)	1,140
Atlanta Falcons	606
Buffalo Bills	473
Carolina Panthers (Charlotte)	599
Cincinnati Bengals	264
Cleveland Browns	316
Dallas Cowboys	798
Denver Broncos	901
Detroit Lions (Pontiac)	235
Green Bay Packers	161
Houston Oilers	945
Indianapolis Colts	177
Jacksonville Jaguars	865
Kansas City Chiefs	403
Los Angeles Raiders	1,745
Miami Dolphins (Ft. Lauderdale)	1,182
Minnesota Vikings (Minneapolis)	334

New England Patriots (Boston)	867
New Orleans Saints	837
New York Giants (Newark)	719
New York Jets (Newark)	719
Philadelphia Eagles	678
Pittsburgh Steelers	412
San Diego Chargers	1,723
San Francisco 49ers	1,846
Seattle Seahawks	1,721
St. Louis Rams	258
Tampa Bay Buccaneers	1,012
Washington Redskins	612

This year's total .....4,341

Last year's total .....7,004

*Totals include pre-season*



# TEAM RECORDS — DEFENSE

## TURNOVERS

### TAKEAWAYS

#### Most, season

58	1947 (12 games)
54	1985 (16 games)
51	1963 (14 games)

#### Fewest, season

19	1982 (9 games)
22	1994 (16 games)
25	1987 (15 games)

#### Most, game

10	at Det, 9/22/68
8	at Rams, 10/13/63 vs. Phil, 10/27/63 at GB, 9/24/67 vs. TB, 9/2/84

## SCORING

### POINTS ALLOWED

#### Most, season

379	1964 (14 games)
	1975 (14 games)
377	1989 (16 games)
361	1992 (16 games)

#### Fewest, season

21	1920 (13 games)
35	1923 (12 games)
44*	1932 (14 games)
	1922 (12 games)
187	1986 (16 games)

#### Most, game

53	at Chi. Cards, 11/27/55
52	at Balt, 9/27/64 at SF, 9/19/65 at SF, 12/23/91
51	at Balt, 10/4/58

#### Most, first half

34	at Balt, 10/4/58 (27, 7)
31	at Mia, 12/2/85 (10, 21)

#### Most, second half

35	at GB, 9/30/62 (21, 14)
32	vs. Min, 9/18/94 (18, 14)

#### Most, first quarter

27	at Balt, 10/4/58
20	at TB, 10/25/87

#### Most, second quarter

24	at SF, 9/19/65
31	at Mia, 12/2/85

#### Most, third quarter

24	at Dal, 12/27/92
21	Last: at Sea, 9/23/84

#### Most, fourth quarter

28	at LA Rams, 10/26/52 vs. GB, 11/6/55 at SF, 12/23/91
21	Last: 10/4/92

### TOUCHDOWNS ALLOWED

#### Most, season

48	1975 (14 games)
47	1964 (14 games)
43	1989 (16 games)
	1992 (16 games)

#### Fewest, season

6†	1932 (14 games)
18	1963 (14 games)
20	1982 (9 games)
	1986 (16 games)

#### Most, game

7	Last: at SF, 12/23/91
6	Last: at TB, 10/8/89

### EXTRA POINTS ALLOWED

#### Most, season

47	1975 (14 games) 47 of 48
46	1964 (14 games) 46 of 47
43	1992 (16 games) 43 of 43

#### Fewest, season

4	1932 (14 games)
18	1963 (14 games) 18 of 18
	1982 (9 games) 18 of 20
19	1986 (16 games) 19 of 20

#### Most, game

7	at GB, 9/30/62 at Balt, 9/27/64 at SF, 9/19/65 at SF, 12/23/91
6	Last: at TB, 10/8/89

### OPP.'S EXTRA POINTS MISSED

#### Most, season

6	1955 (12 games)
4	1970 (14 games) 27 of 31
	1974 (14 games) 29 of 33
	1978 (16 games) 28 of 32
3	Last: 1990 (16 games) 28 of 31

#### Most, game

3	vs. Clev, 11/24/40
2	Last: at TB, 10/22/79

# TEAM RECORDS — DEFENSE

## FIELD GOALS ALLOWED

### Most, season

30	1994 (16 games)
26	1989 (16 games)
	1993 (16 games)
25	1973 (14 games)

### Fewest, season

0†	1932 (14 games)
	1942 (11 games)
10	1967 (14 games)
12	1982 (9 games)
12	1979 (16 games)

### Most, game

5	vs. Wash, 11/14/71
	vs. Min, 9/23/73
	vs. KC, 12/29/90

## FIELD GOAL ATTEMPTS ALLOWED

### Most, season

41	1971 (14 games)
	1994 (16 games)
39	1973 (14 games)
36	1989 (16 games)

### Fewest, season

2	1942 (11 games)
17	1963 (14 games)
	1982 (9 games)
	1985 (16 games)

### Most, game

7	vs. Dal, 11/24/68
6	vs. Wash, 11/14/71
	vs. Min, 9/23/73
5	Last: vs. TB, 11/19/89

## OPP. FIELD GOALS MISSED

### Most, season

18	1968 (14 games) 11 of 31
15	1971 (14 games) 24 of 39
14	1967 (14 games) 10 of 24
13	1980 (16 games) 14 of 27
	1987 (16 games) 18 of 31

### Fewest, season

3	1978 (16 games) 16 of 19
---	--------------------------

### Most, game

5	vs. Dal, 11/24/68 (2 of 7)
4	vs. Atl, 9/26/76 (1 of 5)
	at NO, 10/7/73 (0 for 4)
3	Last: vs. GB, 11/29/87 (1 of 4)

## OPPONENTS' SAFETIES

### Most, season

2	Last: 1988 (16 games)
---	-----------------------

### Most, game

1	Last: at TB, 11/20/88
---	-----------------------

## FIRST DOWNS

### TOTAL ALLOWED

#### Most, season

332	1989 (16 games)
290	1981 (16 games)
	1993 (16 games)
286	1983 (16 games)

#### Fewest, season

98	1942 (11 games)
166	1982 (9 games)
219	1984 (16 games)

#### Most, game

35	at Wash, 11/26/89
31	at Clev, 11/3/80
30	at LA Rams, 10/24/54
	at SF, 12/23/91

#### Fewest, game

3	at Clev, 10/9/38
	at Det, 11/23/41
5	at GB, 10/17/91
6	Last: vs. Sea, 9/9/90

## RUSHING ALLOWED

### Most, season

138	1973 (14 games)
128	1978 (16 games)
124	1977 (14 games)

### Fewest, season

35*	1942 (11 games)
53	1982 (9 games)
67	1986 (16 games)

### Most, game

19	at Min, 10/17/65
	vs. Den, 12/12/76
17	vs. Rams, 12/2/73
15	vs. Min, 9/15/94

### Fewest, game

0†	at Clev, 10/10/37
	at Chi. Cards, 12/6/42
	at Det, 10/28/45
	at TB, 10/6/85
	vs. Buf, 10/2/88
	vs. Det, 11/20/94

\* NFL Record

† Tied NFL Record

# TEAM RECORDS — DEFENSE

## PASSING ALLOWED

### Most, season

191	1989 (16 games)
164	1991 (16 games)
163	1993 (16 games)
	1994 (16 games)

### Fewest, season

33*	1943 (10 games)
90	1973 (14 games)
96	1963 (14 games)
122	1984 (16 games)

### Most, game

22	at Min, 9/19/85
21	at LA Rams, 12/26/82
	at Wash, 11/26/89
20	at SF, 12/23/91
	at GB, 12/5/93

### Fewest, game

0†	Last: vs. Atl, 11/24/85
----	-------------------------

## BY PENALTY

### Most, season

36	1968 (14 games)
30	1988 (16 games)
28	1964 (14 games)

### Fewest, season

10	1953 (12 games)
11	1977 (14 games)
	1982 (9 games)
12	1994 (16 games)

### Most, game

7	at Phil, 11/26/44
5	vs. Wash, 9/15/68
4	Last: vs. NYG, 9/21/92

## NET YARDS

### YARDS ALLOWED (Rushing & passing)

#### Most, season

5,729	1989 (16 games)
5,394	1981 (16 games)
5,142	1983 (16 games)

#### Fewest, season

1,703	1942 (11 games)
2,846	1982 (9 games)
3,176	1963 (14 games)
3,869	1984 (16 games)

#### Most, game

583	at LA Rams, 12/26/82
557	at LA Rams, 10/24/54
550	at Clev, 11/25/61

#### Fewest, game

33	vs. Phil, 10/25/42
54	at Pit, 10/2/39
86	vs. Pit, 11/9/69
88	vs. Rams, 11/10/63
92	vs. TB, 11/26/78

## ATTEMPTS ALLOWED

## RUSHING

### Most, season

564	1978 (16 games)
563	1973 (14 games)
547	1975 (14 games)

### Fewest, season

260	1982 (9 games)
294	1942 (11 games)
358	1964 (14 games)
359	1985 (16 games)

### Most, game

59	vs. Den, 12/12/76
55	at Dal, 10/24/76
54	at NE, 10/30/88

### Fewest, game

10	vs. Mia, 9/4/88
	vs. Buf, 10/2/88
	vs. Atl, 9/27/92
11	vs. GB, 11/27/88
12	vs. Det, 11/22/87

## YARDS ALLOWED

### Most, season

2,509	1973 (14 games)
2,174	1978 (16 games)
2,157	1977 (14 games)

### Fewest, season

519*	1942 (11 games)
897	1982 (9 games)
1,319	1985 (16 games)



# TEAM RECORDS — DEFENSE

## Most, game

393	at Det, 11/26/36
356	vs. Den, 12/12/76
304	at Min, 10/17/65

## Fewest, game

-36	vs. Phil, 11/19/39
-17	at Chi. Cards, 12/6/42
0	vs. Buf, 10/2/88
22	vs. GB, 11/27/88

## AVERAGE ALLOWED

### Highest, season

5.28	1955 (12 games)
4.45	1994 (16 games)
4.44	1973 (14 games)

### Lowest, season

1.77	1942 (11 games)
3.17	1970 (14 games)
3.32	1974 (14 games)
3.41	1988 (16 games)

### Highest, game

9.11	at NYJ, 9/25/94
8.03	at Clev, 11/25/51
7.11	at Min, 11/2/69

### Lowest, game

-0.89	at Chi. Cards, 12/6/42
0.00	vs. Buf, 10/2/88
1.35	at TB, 10/6/85

## TOUCHDOWNS ALLOWED

### Most, season

25	1975 (14 games)
21	1989 (16 games)
20	1964 (14 games)

### Fewest, season

3	1932 (14 games)
	1942 (11 games)
4	1982 (9 games)
	1986 (16 games)
5	1987 (15 games)
	1988 (16 games)

### Most, game

6	at Chi. Cards, 11/28/29
5	at GB, 9/30/62
	vs. GB, 11/4/62
4	Last: vs. GB, 10/31/94

## OPPONENTS' FUMBLES

### Most, season

44	1952 (12 games)
38	1990 (16 games)
37	1972 (14 games)
	1976 (14 games)
	1983 (16 games)
	1987 (15 games)

### Fewest, season

13	1960 (12 games)
17	1988 (16 games)
20	1968 (14 games)
	1982 (9 games)

### Most, game

7	at LA Rams, 11/15/64
	at LA Rams, 9/16/66
	vs. GB, 12/18/83
	at GB, 9/16/90
5	Last: at NYJ, 9/25/94

## OPPONENTS' FUMBLES LOST

### Most, season

26	1952 (12 games)
24	1962 (14 games)
	1965 (14 games)
23	1976 (14 games)
	1971 (14 games)
22	1966 (14 games)
	1981 (16 games)

### Fewest, season

6	1943 (10 games)
	1945 (10 games)
7	1982 (9 games)
9	1988 (16 games)

### Most, game

5	at Den, 9/30/73
	at KC, 11/8/81
4	Last: at Det, 12/22/85

## PASSING

### ATTEMPTS ALLOWED

#### Most, season

554	1989 (16 games)
545	1988 (16 games)
525	1981 (16 games)

#### Fewest, season

187	1933 (13 games)
294	1982 (9 games)
296	1969 (14 games)
435	1984 (16 games)

\* NFL Record

† Tied NFL Record

# TEAM RECORDS — DEFENSE

## Most, game

62	vs. Phil, 10/2/89
57	at Det, 10/9/88
55	at Min, 9/19/85

## Fewest, game

3	vs. NYG, 11/17/35
	at Det, 11/28/35
9	vs. Atl, 9/17/72
10	vs. GB, 11/12/72

## COMPLETIONS ALLOWED

### Most, season

307	1989 (16 games)
306	1993 (16 games)
295	1994 (16 games)

### Fewest, season

59	1935 (12 games)
150	1969 (14 games)
164	1982 (9 games)
197	1984 (16 games)

### Most, game

36	vs. GB, 12/5/93
32	vs. Phil, 10/2/89
30	at LA Rams, 12/26/82
	at Wash, 11/26/89
	vs. Atl, 9/27/92

### Fewest, game

0†	vs. Chi. Cards, 10/15/33
	at Bos, 11/5/33
	at GB, 9/25/49
3	at GB, 11/4/73
	vs. GB, 12/16/73
	vs. Atl, 11/24/85

## OPPONENTS' COMPLETION PCT.

### Highest, season

60.7	1993 (16 games)
59.1	1970 (14 games)
59.0	1992 (16 games)

### Lowest, season

30.4	1935 (12 games)
42.6	1967 (14 games)
44.4	1981 (16 games)

### Highest, game (10+ attempts)

86.7	at Balt, 9/27/64
85.0	at Atl, 10/14/73
80.8	at Min, 10/4/92

### Lowest, game (10+)

0.0	at GB, 9/25/49
17.6	at Det, 11/5/67
	vs. Atl, 11/24/85
20.0	at GB, 11/4/73

## NET YARDS ALLOWED

### Most, season

3,832	1989 (16 games)
3,290	1992 (16 games)
3,248	1981 (16 games)

### Fewest, season

691	1933 (13 games)
1,674	1973 (14 games)
1,765	1963 (14 games)
2,492	1984 (16 games)

### Most, game

506	at LA Rams, 12/26/82
411	at Min, 9/19/85
390	at Wash, 11/26/89

### Fewest, game

-22	vs. Atl, 11/24/85
-12	at GB, 11/4/73
-7	vs. TB, 11/26/78

## SACKS (since 1972)

### Most, season

72	1984 (16 games)
70	1987 (15 games)
64	1985 (16 games)

### Fewest, season

23	1972 (14 games)
24	1974 (14 games)
28	1994 (16 games)

### Most, game

12	at Det, 12/16/84
11	at Phil, 10/4/87
	vs. Min, 10/28/84
9	Last: at LA Raid, 12/27/87

## YARDS LOST

### Most, season

583	1984 (16 games)
503	1986 (16 games)
484	1987 (15 games)

### Fewest, season

154	1953 (12 games)
163	1972 (14 games)
173	1974 (14 games)
175	1994 (16 games)

### Most, game

114	vs. Min, 12/17/61
107	vs. Det, 11/20/60
101	vs. Min, 10/28/84

# TEAM RECORDS — DEFENSE

## TD PASSES ALLOWED

### Most, season

27	1961 (14 games)
	1964 (14 games)
26	1981 (16 games)
25	1968 (14 games)

### Fewest, season

2	1934 (13 games)
3	1932 (14 games)
	1936 (12 games)
7	1977 (14 games)
10	1982 (9 games)

### Most, game

5	vs. SF, 11/19/72
	at Pitt, 9/28/80
	at Min, 11/28/82
4	Last: vs. Atl, 9/27/92

## INTERCEPTIONS

### INTERCEPTIONS

#### Most, season

37	1935 (12 games)
36	1963 (14 games)
34	1985 (16 games)

#### Fewest, season

10	1960 (12 games)
	1964 (14 games)
12	1994 (16 games)
13	1975 (14 games)
	1982 (9 games)

#### Most, game

7	at GB, 9/22/40
	at Det, 11/22/42
	at Chi. Cards, 12/5/54
	vs. St. L., 11/19/67
6	at Rams, 10/13/63
	vs. TB, 9/2/84

## YARDS RETURNED

#### Most, season

585	1941 (11 games)
537	1963 (14 games)
512	1985 (16 games)

#### Fewest, season

69	1987 (15 games)
99	1982 (9 games)
107	1945 (10 games)
127	1994 (16 games)

#### Most, game

149	vs. LA Rams, 10/11/64
120	vs. GB, 12/5/93

## TOUCHDOWNS

#### Most, season

4	1939 (11 games)
	1950 (12 games)
	1963 (14 games)
	1985 (16 games)
3	Last: 1981 (16 games)

#### Most, game

2	Last: vs. GB, 12/5/93
---	-----------------------

## PUNTING

### PUNTS ALLOWED

#### Most, season

100	1984 (16 games)
	1986 (16 games)
99	1983 (16 games)
98	1981 (16 games)

#### Fewest, season

42	1945 (10 games)
49	1982 (9 games)
62	1964 (14 games)
	1972 (14 games)
67	1989 (16 games)

#### Most, game

16	vs. Chi. Cards, 11/30/33
15	vs. NY Giants, 11/17/35
11	at Clev, 10/15/72
	vs. NE, 9/16/85
10	Last: at Dal, 11/17/85

#### Fewest, game

0†	at Det, 12/2/56
	at GB, 9/24/67
	at Mia, 9/23/79
	vs. GB, 12/17/89

## GROSS AVERAGE ALLOWED

#### Highest, season

46.6	1964 (14 games)
43.3	1963 (14 games)
43.0	1972 (14 games)

#### Lowest, season

35.4	1978 (16 games)
36.3	1976 (14 games)
38.5	1974 (14 games)



# TEAM RECORDS — DEFENSE

## Highest, game (4+ punts)

61.8	vs. Det, 11/24/46
54.5	at SF, 11/19/61
53.0	at Det, 9/11/66

## Lowest, game (4+)

23.6	vs. Atl, 11/19/78
25.5	at Pit, 11/30/58
26.0	vs. Den, 12/12/76

## PUNT RETURNS

### RETURNS ALLOWED

#### Most, season

66	1981 (16 games)
58	1974 (14 games)
54	1979 (14 games)

#### Fewest, season

20	1941 (11 games)
22	1965 (14 games)
	1993 (16 games)
24	1972 (14 games)
	1986 (14 games)

#### Most, game

9	at Chi. Cards, 11/29/59
8	vs. Wash, 10/11/81
	at Atl, 10/13/74
7	Last: at TB, 12/2/79

### YARDS ALLOWED

#### Most, season

633	1974 (14 games)
594	1981 (16 games)
447	1988 (16 games)

#### Fewest, season

106	1969 (14 games)
110	1972 (14 games)
115	1993 (16 games)

#### Most, game

147	vs. GB, 11/8/59
117	at Atl, 10/13/74
110	vs. GB, 12/5/64

### AVERAGE RETURN ALLOWED

#### Highest, season

17.0	1941 (11 games)
13.0	1987 (15 games)
12.5	1964 (14 games)
11.5	1982 (9 games)
11.2	1988 (16 games)

## Lowest, season

3.8	1969 (14 games)
4.1	1967 (14 games)
5.2	1993 (16 games)

### TOUCHDOWNS ALLOWED

#### Most, season

2	1933 (13 games)
	1941 (11 games)
	1947 (12 games)
	1952 (12 games)
	1954 (12 games)

#### Most, game

1	Last: at Clev, 11/29/92
---	-------------------------

### FAIR CATCHES FORCED

#### Most, season

38	1993 (16 games)
26	1972 (14 games)
	1973 (14 games)

#### Fewest, season

5	1989 (16 games)
6	1990 (16 games)
7	1980 (16 games)
	1982 (9 games)
	1987 (15 games)

#### Most, game

7	vs. Det, 11/21/76
6	at GB, 12/16/73

## KICKOFF RETURNS

### RETURNS ALLOWED

#### Most, season

78	1985 (16 games)
73	1990 (16 games)
72	1965 (14 games)

#### Fewest, season

30	1982 (9 games)
32	1971 (14 games)
44	1981 (16 games)

#### Most, game

10	vs. Det, 9/24/89
9	at Bos, 11/21/48
	vs. Balt, 10/21/56
	vs. GB, 12/7/80
	vs. TB, 9/25/93
8	Last: at TB, 10/21/84

#### Fewest, game

0†	Last: vs. NO, 9/19/82
----	-----------------------

# TEAM RECORDS — DEFENSE

## YARDS ALLOWED

### Most, season

1,827	1985 (16 games)
1,583	1965 (14 games)
1,494	1990 (16 games)

### Fewest, season

435	1940 (11 games)
537	1982 (9 games)
700	1945 (10 games)
	1974 (14 games)
918	1993 (16 games)

### Most, game

275	at Det, 9/24/89
254	at LA Rams, 10/13/63
234	vs. GB, 12/7/80

### Fewest, game

0 <sup>†</sup>	Last: vs. Min, 9/18/94
----------------	------------------------

## AVERAGE ALLOWED

### Highest, season

27.8	1960 (12 games)
25.6	1971 (14 games)
24.7	1973 (14 games)

### Lowest, season

16.0	1946 (11 games)
17.3	1993 (16 games)
17.5	1947 (12 games)

## TOUCHDOWNS ALLOWED

### Most, season

1	Last: 1994
---	------------

### Most, game

1	Last: at Det, 10/23/94
---	------------------------

## PENALTIES

### OPPONENTS' PENALTIES

#### Most, season

129	1980 (16 games)
120	1987 (15 games)
119	1981 (16 games)

#### Fewest, season

34	1942 (11 games)
43	1941 (11 games)
52	1982 (9 games)
66	1969 (14 games)
80	1994 (16 games)

#### Most, game

21	at Clev, 11/25/51
16	at GB, 11/8/87
15	at Det, 9/22/68
	at TB, 10/21/84

#### Fewest, game

0 <sup>†</sup>	Last: vs. Den, 12/18/93
1	Last: vs. Rams, 12/18/94

## OPPONENTS' YARDS PENALIZED

### Most, season

1,109	1980 (16 games)
1,103	1987 (15 games)
947	1981 (16 games)

### Fewest, season

110	1937 (11 games)
451	1982 (9 games)
611	1965 (14 games)
645	1994 (16 games)

### Most, game

209	at Clev, 11/25/51
147	at Det, 9/22/68
134	at Det, 10/9/88

### Fewest, game

0 <sup>†</sup>	Last: vs. Den, 12/18/93
1	Last: vs. Rams, 12/18/94

## TURNOVERS

### TAKEAWAYS

#### Most, season

54	1954 (12 games)
	1985 (16 games)
52	1963 (14 games)
47	1976 (14 games)

#### Fewest, season

17 <sup>†</sup>	1982 (9 games)
22	1994 (16 games)
24	1987 (15 games)

#### Most, game

12	at Det, 11/22/42
9	vs. St. L, 11/19/67
8	at Rams, 10/13/63
	vs. Phil, 10/27/63
	at GB, 9/24/67
	vs. TB, 9/2/84

# CAREER COACHING RECORDS

	Years	Overall W-L-T (Pct.)	Regular W-L-T	Post-season W-L-T
1 George Halas	1920-29;33-42; 46-55; 58-67	324-151-31 (.681)	318-148-31	6-3-0
2 Mike Ditka	1982-92	112-68-0 (.622)	106-62-0	6-6-0
3 Neill Armstrong	1978-81	30-35-0 (.462)	30-34-0	0-1-0
4 Ralph Jones	1930-32	24-10-7 (.706)	23-10-7	1-0-0
5 Heartley (Hunk) Anderson/ Luke Johnsos (co-coaches)	1942-45	24-12-2 (.657)	23-11-2	1-1-0
6 Jack Pardee	1975-77	20-23-0 (.465)	20-22-0	0-1-0
7 Jim Dooley	1968-71	20-36-0 (.357)	20-36-0	None
8 Dave Wannstedt	1993-94	17-17-0 (.500)	16-16-0	1-1-0
9 John "Paddy" Driscoll	1956-57	14-10-1 (.583)	14-9-1	0-1-0
10 Abe Gibron	1972-74	11-30-1 (.268)	11-30-1	None
<b>TOTALS</b>	<b>1920-94</b>	<b>596-392-42 (.603)</b>	<b>581-378-42</b>	<b>15-14</b>

# CAREER SCORING

	Years	Ru	Rec	Ret	PAT	FG	Pts
1 Kevin Butler (k)	1985-94	0	0	0	342/352	220/302	1,002
2 Walter Payton (hb)	1975-87	110	15	0	0	0	750
3 Bob Thomas (k)	1975-84	0	0	0	245/268	128/205	629
4 George Blanda (k-qb)	1949-58	5	0	0	247/250	88/201	541
5 Mac Percival (k)	1967-73	0	0	0	159/162	99/182	456
6 Neal Anderson (rb)	1986-93	51	20	0	0	0	426
7 Roger Leclerc (k)	1960-66	0	0	0	152/158	75/146	377
8 Jack Manders (fb-lb-hb-db-k)	1933-40	11	6	2	133/*	40/*	367
9 Rick Casares (fb)	1955-64	49	10	0	0	0	354
10 Gale Sayers (rb)	1965-71	39	9	8	0	0	336
11 Ken Kavanaugh (e)	1940-41; 45-50	0	50	2	1/1	0	313
12 Johnny Lujack (qb-k)	1948-51	21	0	0	130/136	4/9	268
13 Harlon Hill (e)	1954-61	0	40	0	0	0	240
14 George McAfee (hb-db)	1940-41; 45-50	22	11	6	0	0	234
15 Ray (Scooter) McLean (hb-db)	1940-47	6	21	3	45/54	0/1	225
16 Willie Galimore (rb)	1957-63	26	10	1	0	0	222
Johnny Morris (rb-wr)	1958-67	5	31	1	0	0	222
18 Mike Ditka (te)	1961-66	0	34	2	0	0	216
19 Hugh Gallarneau (hb)	1941-42; 45-47	26	7	2	0	0	210
Dick Gordon (wr)	1965-71	0	35	0	0	0	210

\* figures not available

# CAREER INTERCEPTIONS

	Years	Int	Yards	Avg	TD
1 Gary Fencik (s)	1976-87	38	483	12.7	1
2 Richie Petitbon (s)	1959-68	37	643	17.4	3
3 Bennie McRae (cb)	1962-70	27	485	18.0	4
4 Dave Whitsell (cb)	1961-66	26	397	15.3	2
5 George McAfee (db)	1940-41; 45-50	25	350	14.0	1
6 JC Caroline (db)	1956-65	24	405	16.9	2
Doug Buffone (lb)	1966-79	24	211	8.8	0
8 Roosevelt Taylor (s)	1961-69	23	414	18.0	3
9 Donnell Woolford (cb)	1969-94	22	154	7.0	0
Dick Butkus (lb)	1965-73	22	166	7.5	0
Allan Ellis (cb)	1973-77; 79-80	22	185	8.4	1



# CAREER RUSHING

	Years	Att	Yards	Avg	TD
1 Walter Payton (hb)	1975-87	3,838	16,726	4.4	110
2 Neal Anderson (rb)	1986-93	1,515	6,166	4.1	51
3 Rick Casares (fb)	1955-64	1,386	5,675	4.1	49
4 Gale Sayers (hb)	1965-71	991	4,956	5.0	39
5 Roland Harper (rb)	1975-78; 80-82	757	3,044	4.0	15
6 Willie Galimore (hb)	1957-63	670	2,985	4.5	26
7 Matt Suhey (fb)	1980-89	829	2,946	3.6	20
8 Ronnie Bull (hb-fb)	1962-70	787	2,871	3.7	9
9 Bronko Nagurski (fb)	1930-37; 43	633	2,778	4.4	18
10 Bobby Douglass (qb)	1969-75	373	2,470	6.6	20
11 Ray Noling (hb)	1936-43	508	2,285	4.5	16
12 George Gulyanics (hb)	1947-52	609	2,081	4.1	19
13 Brad Muster (fb)	1988-92	455	2,014	4.4	20
14 Gary Famiglietti (fb-hb)	1938-45	505	1,927	3.8	20
15 Beattie Feathers (hb)	1934-37	320	1,846	5.8	14
16 Bill Osmanski (fb)	1939-43; 46-47	368	1,753	4.8	20
17 George McAfee (hb)	1940-41; 45-50	341	1,685	4.9	22
18 Jack Manders (fb-hb)	1933-40	451	1,586	3.4	11
19 Hugh Gallarneau (hb)	1941-42; 45-47	343	1,421	4.1	26
20 John Hoffman (fb-hb)	1949-56	317	1,366	4.3	7

# CAREER PASSING

(400+ Attempts)

	Years	Att	Cmp	Cmp%	Yards	Y/Att	TD	TD%	Int	Int%	Rate
1 Jim McMahon	1982-88	1,513	874	57.8	11,203	7.37	67	4.4	56	3.7	80.4
2 Sid Luckman	1939-50	1,744	904	51.8	14,686	8.42	137	7.9	132	7.6	75.0
3 Jim Harbaugh	1987-93	1,759	1,023	58.1	11,567	6.58	50	2.8	56	3.2	74.2
4 Bill Wade	1961-66	1,407	767	54.5	9,958	7.08	68	4.8	66	4.7	73.4
5 Rudy Bukich	1958-59; 62-68	878	474	54.0	6,254	7.12	46	5.2	45	5.1	72.8
6 Johnny Lujack	1948-51	808	404	50.0	6,295	7.79	41	5.1	54	6.7	65.3
7 Mike Tomczak	1985-90	915	454	49.6	6,247	6.83	33	3.6	47	5.1	62.5
Ed Brown	1954-61	1,246	607	48.7	9,698	7.78	63	5.1	88	7.1	62.5
9 Bernie Masterson	1934-40	409	156	38.1	3,366	8.23	34	8.3	38	9.3	57.2
10 Mike Phipps	1977-81	482	253	52.5	2,806	5.82	15	3.1	27	5.6	57.1
11 Jack Concannon	1967-71	951	486	51.1	5,222	5.49	31	3.3	52	5.5	55.6
12 Bob Avellini	1975-82	1,057	530	50.1	6,823	6.46	33	3.1	66	6.2	55.3
13 Vince Evans	1977-83	808	388	48.0	5,064	6.27	26	3.2	46	5.7	55.1
14 George Blanda	1949-58	988	445	45.0	5,936	6.01	48	4.9	70	7.1	51.4
15 Gary Huff	1973-76	614	310	50.5	3,271	6.33	12	2.0	34	5.5	50.1

# CAREER SACKS

	Years	Sacks
1 Richard Dent	1983-93	124.5
2 Steve McMichael	1981-93	92.5
3 Dan Hampton	1979-90	82.0
4 Jim Osborne	1972-84	81.5
5 Mike Hartenstine	1975-86	55.5

# CAREER FGs

	Years	FG	FGA	Pct.
1 Kevin Butler	1985-94	220	302	72.8
2 Bob Thomas	1975-84	128	205	62.4
3 Mac Percival	1967-73	99	182	54.4
4 George Blanda	1949-58	88	201	43.8
5 Roger Leclerc	1960-66	75	146	51.4

# CAREER RECEIVING

## YARDS

		Years	Yards	Catches	Avg	TD
1	Johnny Morris (wr)	1958-67	5,059	356	14.2	31
2	Harlon Hill (wr)	1954-61	4,616	226	20.4	40
3	Walter Payton (rb)	1975-87	4,538	492	9.2	15
4	Mike Ditka (te)	1961-66	4,503	316	14.3	33
5	Willie Gault (wr)	1983-87	3,650	184	19.8	27
6	Ken Kavanaugh (e)	1940-41; 45-50	3,626	162	22.4	50
7	Dick Gordon (wr)	1965-71	3,550	238	14.9	35
8	James Scott (wr)	1976-80; 82	3,202	177	18.1	20
9	Jim Dooley (wr)	1952-54; 56-57; 59-62	3,172	211	15.0	16
10	Jim Keane (e)	1946-51	3,031	206	14.7	23
11	Wendell Davis (wr)	1988-93	3,000	207	14.5	14
12	Bill McColl (e)	1952-59	2,815	201	14.0	25
13	Neal Anderson (rb)	1986-93	2,763	302	9.1	20
14	Dennis McKinnon (wr)	1983-85; 87-89	2,753	182	15.1	21
15	Emery Moorehead (te)	1981-88	2,730	200	13.7	14
16	Ray (Scooter) McLean (rb)	1940-47	2,232	103	21.7	21
17	Tom Waddle (wr)	1989-94	2,109	173	12.2	9
	Matt Suhey (rb)	1980-89	2,109	259	8.1	5
19	Dennis Gentry (wr)	1982-92	2,076	171	12.1	7
20	Brian Baschnagel (wr)	1976-84	2,024	134	15.1	9
21	Ron Morris (wr)	1987-92	1,991	121	16.5	9
22	George Farmer (wr)	1970-75	1,909	113	16.9	10
23	Gene Schroeder (e)	1951-52; 54-57	1,870	104	18.0	13
	John Hoffman (e)	1949-56	1,870	136	13.8	9
25	Brad Muster (fb)	1988-92	1,623	169	9.6	7

## CATCHES

		Years	Catches	Yards	Avg	TD
1	Walter Payton (rb)	1975-87	492	4,538	9.2	15
2	Johnny Morris (wr)	1958-67	356	5,059	14.2	31
3	Mike Ditka (te)	1961-66	316	4,503	14.3	34
4	Neal Anderson (rb)	1986-93	302	2,763	9.1	20
5	Matt Suhey (fb)	1980-89	259	2,109	8.1	5
6	Dick Gordon (wr)	1965-71	238	3,550	14.9	35
7	Harlon Hill (e)	1954-61	226	4,616	20.4	40
8	Jim Dooley (wr)	1952-54; 56-57; 59-62	211	3,172	15.0	16
9	Wendell Davis (wr)	1988-93	207	3,000	14.5	14
10	Jim Keane (e)	1946-51	206	3,031	14.7	23
11	Bill McColl (e)	1952-59	201	2,815	14.0	25
12	Emery Moorehead (te)	1981-88	200	2,730	13.7	14
13	Willie Gault (wr)	1983-87	184	3,650	19.8	27
14	Dennis McKinnon (wr)	1983-85; 87-89	182	2,753	15.1	21
	Rick Casares (fb)	1955-64	182	1,538	8.5	10
16	James Scott (wr)	1976-80; 82	177	3,202	18.1	20
17	Tom Waddle (wr)	1989-94	173	2,109	12.2	9
18	Dennis Gentry (wr)	1982-92	171	2,076	12.1	7
19	Brad Muster (fb)	1988-92	169	1,623	9.6	7
20	Ronnie Bull (hb-fb)	1962-70	163	1,404	8.6	4
21	Ken Kavanaugh (e)	1940-41; 45-50	162	3,626	22.4	50
22	John Hoffman (e)	1949-56	136	1,870	13.8	9
23	Brian Baschnagel (wr)	1976-84	134	2,024	15.1	9
24	Roland Harper (rb)	1975-78; 80-82	128	1,013	7.9	3
25	Ron Morris (wr)	1987-92	121	1,991	16.5	9

# CAREER KICKOFF RETURNS

(25+ Returns)

	Years	Returns	Yards	Avg	TD
1 Dennis Gentry	1982-92	192	4,353	22.7	3
2 Gale Sayers	1965-71	91	2,781	30.6	6
3 Cecil Turner	1968-73	108	2,616	24.2	4
4 Ron Smith	1965; 70-72	85	2,263	26.6	1
5 Brian Baschnagel	1976-84	89	2,104	23.6	0
6 Charlie Bivins	1960-66	62	1,531	24.7	0
7 Dick Gordon	1965-71	58	1,362	23.5	0
8 Johnny Morris	1958-67	54	1,267	23.5	0
9 Willie Galimore	1957-63	43	1,100	25.6	1
10 Ron Drzewiecki	1955, 57	38	906	23.8	0
11 Willie Gault	1983-87	37	885	23.9	1
12 Nate Lewis	1994	35	874	25.0	0
13 <b>Curtis Conway</b>	1993-94	31	678	21.9	0
14 Lenny Walterscheid	1977-82	34	833	24.5	0
15 Ike Hill	1973-74	27	637	23.6	1

# CAREER PUNT RETURNS

(25+ Returns)

	Years	Returns	Yards	Avg	TD
1 George McAfee	1940-41; 45-50	112	1,431	12.8	2
2 Dennis McKinnon	1983-85; 87-89	127	1,171	9.2	3
3 Jeff Fisher	1981-84	123	1,137	9.2	1
4 Johnny Morris	1958-67	104	893	8.6	1
5 Steve Schubert	1975-79	103	866	8.4	3
6 Virgil Livers	1975-79	86	738	8.6	0
7 Johnny Bailey	1990-91	72	680	9.4	1
8 JR Boone	1948-51	56	635	11.3	0
9 Ray (Scooter) McLean	1940-47	42	622	14.8	3
10 Lew Barnes	1986	59	482	8.5	0
11 Lenny Walterscheid	1977-82	57	424	7.4	0
12 Gale Sayers	1965-71	27	391	14.5	2
13 Jon Arnett	1964-66	45	298	6.6	0
14 <b>Terry Obee</b>	1993	35	289	8.3	0
15 Wilford White	1951-52	37	248	6.7	0

# CAREER PUNTING

(75+ Punts)

	Years	Punts	Yards	Gross Avg
1 George Gulyanics	1947-52	113	5,032	44.5
2 Bobby Joe Green	1962-73	833	35,057	42.1
3 Fred (Curley) Morrison	1950-53	243	10,170	41.9
4 Bryan Wagner	1987-88	115	4,743	41.2
5 Maury Buford	1985-86; 89-91	354	14,491	40.9
6 Ed Brown	1954-61	343	13,912	40.6
7 Dave Finzer	1984	83	3,328	40.1
8 Edmund (Zeke) Bratkowski	1954; 57-60; 72	76	3,023	39.77
9 Chris Gardocki	1991-94	235	9,344	39.76
10 Bob Parsons	1972-83	884	34,180	38.66



# BEARS HISTORICAL HIGHLIGHTS

## 1920s

- 9/17/20**—George Halas, representing the Decatur Staleys, meets with representatives of 12 other clubs at Ralph Hay's Hupmobile showroom in Canton, Ohio, forming the American Professional Football Association — which later became the NFL. Membership is set at \$100.
- 1920**—The Staleys shutout 10 of their 13 foes, lose only to the Chicago Cardinals (7-6 at Normal Park) and post a 10-1-2 record. Each player is paid \$1,900 for the season.
- 1921**—Decatur Staleys become Chicago Staleys, play in Wrigley Field, and win the APFA title with 9-1-1 record. A. E. Staley gives Halas the club with \$5,000 to keep the Staleys name for the year. Halas makes Dutch Sternaman his partner.
- 1/28/22**—Franchise renamed Chicago Bears.
- 11/27/22**—First Chicago player deal: Bears buy tackle Ed Healey's contract from the Rock Island Independents for \$100—twice the going rate for a franchise that season.
- 11/22/25**—Harold "Red" Grange signs with Bears and pro football leaves its cradle. His agent C.C. (Cash & Carry) Pyle negotiates a \$100,000 deal with the Bears.
- 11/26/25**—Halas takes the Bears and Grange on a coast-to-coast tour that sees the club play 16 games from Nov. 26 through Jan. 31 interrupted only by a two-week rest. The Bears post a 11-4-1 record on the trip.
- 11/26/25**—Grange's first game—36,000 see Bears and Cardinals go 0-0 in Wrigley Field with Grange held to 36 yards.
- 1/16/26**—Grange gets two TDs as the Bears impress 75,000 in the LA Coliseum beating the LA Tigers 17-7.
- 3/1/26**—Bears open offices at 111 W. Washington.

## 1930s

- 1930**—After a 4-8-2 1929 season, George Halas replaces himself as head coach with Ralph Jones. Jones posts a 24-10-7 record during his three seasons.
- 12/15/30**—Bears and Cardinals play football's first indoor game on an 80-yard field in Chicago Stadium. The exhibition aids unemployment; Bears win 9-7 before 10,000 fans.
- 11/15/31**—New Yorkers (including Gov. Alfred E. Smith and Mayor Jimmy Walker) in field boxes at \$100 a seat watch Bears top Giants at Polo Grounds 12-6.

- 12/18/32**—Bronko Nagurski hits Red Grange with a two-yard TD pass and the Bears top the Portsmouth Spartans 9-0 for the NFL championship. The game was played before 11,198 indoors at Chicago Stadium on an 80-yard field.
- 1932**—Franchise loses \$18,000 prompting Dutch Sternaman to unload his half of the Bears to George Halas.
- 1933**—George Halas returns as head coach and takes club out of town for training camp for the first time. University of Notre Dame is the host.
- 11/5/33**—Boston Redskins beat Bears, 10-0, ending Chicago's 16-game unbeaten string.
- 12/17/33**—Bears use rookie Jack Manders' accurate kicking for 11 points and defeat the Giants 23-21 in the NFL's first championship game.
- 1934**—Halas University, the Bears alumni association begins. Annually, Bear veterans return during season for Homecoming Weekend.
- 1934**—Bears hold training camp at Lane Tech High in the city.
- 8/31/34**—A classic is born as 79,432 watch the NFL champion Bears held to a scoreless tie by the first College All-Star team in a game sponsored by *Chicago Tribune* Charities at Soldier Field.
- 12/2/34**—Rookie Beattie Feathers becomes first pro to rush for 1,000 yards (1,004) leading the NFL.
- 12/9/34**—Undefeated Bears slip before Giants in NFL title tilt at Polo Grounds 30-13 before 35,059. With Chicago leading 10-3 at the half, NY dons basketball sneakers and scores 27 points.
- 1935**—Training camp is conducted at St. John's Military Academy in Delafield, Wisconsin.
- 1936**—Joe Stydahar, tackle, West Virginia, is the first Bear draft pick.
- 12/12/37**—Bears win Western Division title but lose NFL Championship 28-21 to Redskins at Wrigley Field. Sammy Baugh hits 18 of 33 for 335 yards and three TDs. Jack Manders scores 15 of the Bears points. A Chicago player's share is \$127.78.

## 1940s

- 12/8/40**—Ten Bears tally TDs as Chicago rips Washington 73-0 for the NFL title before 36,034 in D.C. The rout signals the beginning of pro football's modern era with the formal unveiling of the T-formation. Each player receives \$873.

# BEARS HISTORICAL HIGHLIGHTS

**1941**—*Bear Down Chicago Bears*, the Bears new fight song, is published.

**12/14/41**—Bears and Packers agree their playoff game should be played to a "sudden death" finish in event of tie. NFL adopts plan 1/24/42.

**12/13/42**—George Halas departs for the US Navy prior to the NFL title game which Chicago loses 14-6 in Washington. Bears score on Lee Artoe's 50-yard fumble return.

**1943**—Hunk Anderson and Luke Johnso co-coach the wartime Bears for the next three seasons, compiling a 15-11-2 record.

**11/14/43**—Sid Luckman becomes the first pro to pass for over 400 yards in a game. He hits the Giants with 433 yards and seven TDs.

**12/26/43**—The Bears blast Washington 41-21 in Wrigley Field for the NFL title before 34,320 fans. Sid Luckman throws five TD passes (2 each to Harry Clark and Dante Magnani). Bronko Nagurski scores his last Bear TD, a 3-yard run.

**12/15/46**—With George Halas around for the full season, the Bears whip the Giants 24-14 before a record NFL title crowd of 58,346 in the Polo Grounds. After opening with a 21-yard TD pass to Ken Kavanaugh, Sid Luckman gets the winning score on a 19-yard bootleg.

**1948**—Bears make the first trade for a draft choice then select QB Bobby Layne.

**12/11/49**—Johnny Lujack sets NFL passing record with 468 yards against the Cardinals.

## 1950s

**12/17/50**—Bears and Rams tie for Western Division title with 9-3 marks but Rams trip Bears in LA 24-14 to break the tie.

**1956**—Halas retires for a third time. Paddy Driscoll gets the position.

**12/30/56**—Giants, with their sneakers again, trounce Chicago 47-7 before 56,836 in Yankee Stadium for NFL title.

**11/2/58**—Bears and Rams establish NFL attendance record drawing 90,833 paid (100,470 actual) in the LA Coliseum. Rams win 41-35.

## 1960s

**10/22/61**—Bears destroy the scorching 49er shotgun formation 31-0 with Bill George playing middle guard and the defensive line stunting.

**12/29/63**—Bears intercept five YA Tittle passes and capture NFL title from Giants 14-10 in Wrigley Field before 45,801 and closed circuit TV. QB Bill Wade gets both TDs on two- and one-yard runs. Each Bear earns \$5,899.

**1964**—Flanker Johnny Morris catches NFL record 93 passes.

**1965**—Bears set standard for draft by selecting LB Dick Butkus and RB Gale Sayers on first round.

**1965**—Rookie Sayers bursts into pro football with a NFL record 22 TDs.

**12/12/65**—Gale Sayers scores six TDs against 49ers.

**1966**—Gale Sayers sets NFL combined yards record with 2,440.

**5/27/68**—The all-time winningest coach in football history, George Halas, retires from coaching after 40 seasons with 324 wins, 151 defeats, 31 ties.

## 1970s

**3/19/70**—George Halas elected president of the National Football Conference as NFL-AFL merge.

**6/16/70**—Bear running back Brian Piccolo dies of cancer. Club establishes Piccolo Fund, raising almost \$2 million for cancer research.

**12/13/70**—Bears say goodbye to Wrigley Field by trouncing Green Bay 35-17. They will make Soldier Field their home in 1971.

**9/19/71**—The Bears open at Soldier Field by defeating the Pittsburgh Steelers 17-15.

**9/12/74**—Jim Finks joins Bears as Vice President and General Manager after serving as Vikings' GM and NFL Management Council Advisor.

**12/17/74**—After three seasons and a record of 11-30-1, Abe Gibron departs as head coach.

**12/31/74**—Former NFL star linebacker Jack Pardee is named Bear head coach—the first non-Bear to hold the job.

**7/12/75**—Bears open training camp at Lake Forest College after 31 seasons in Rensselaer, Indiana.

**11/20/77**—Enroute to leading the NFL in rushing with a Bear record 1,852 yards, Walter Payton dashes through Vikings in Soldier Field for a NFL record 275 yards.



# BEARS HISTORICAL HIGHLIGHTS

- 12/18/77**—A 28-yard FG by Bob Thomas with :09 left in overtime gives Bears a 12-9 win over the Giants, a 9-5 record, a six-game win streak, and their first playoff spot in 14 years.
- 12/26/77**—Bears finish season with 37-7 playoff loss at Dallas, but set 28 team records and play before a home record 401,513 fans in seven Soldier Field dates.
- 1/19/78**—With a three-year record of 20-22, Jack Pardee resigns to seek Redskin coaching job.
- 2/16/78**—Neill Armstrong, Minnesota Vikings defensive coordinator, becomes head coach.
- 9/3/79**—Bears occupy \$1.6 million new headquarters named Halas Hall on Lake Forest College campus.
- 12/16/79**—Massive heart attack claims George (Mugs) Halas at 54. Bears route St. Louis 42-6 and Dallas tips Washington 35-34. The combination sends 10-6 Bears to the playoffs.
- 12/23/79**—After leading 17-10, Bears drop the Wild Card game at Philadelphia, 27-17.

## 1980s

- 10/6/80**—Payton gains 133 rushing and 14 receiving to raise lifetime combined yardage to 9,492—breaking Sayers' club record. Bears beat Tampa 23-0 at Soldier Field.
- 12/7/80**—Bears whip Packers 61-7 at Soldier Field equaling club record for points and setting records for first downs (33) and completion percentage (83.3%, 20 of 24). Vince Evans throws for 316—most by a Bear in 10 years.
- 1/4/82**—After four seasons and a 30-35 record, Neill Armstrong departs as head coach.
- 1/20/82**—Mike Ditka, assistant offensive coach of the Dallas Cowboys, becomes head coach.
- 8/24/83**—Jim Finks resigns as General Manager after nine seasons.
- 10/5/83**—George Halas names Jerry Vainisi as the club's General Manager.
- 10/31/83**—Bears' founder and owner, George Halas, dies at the age of 88.
- 11/11/83**—Michael B. McCaskey becomes the third president in franchise history.
- 2/19/84**—Rudy Custer, business manager for 38 years, announces his retirement.
- 10/7/84**—Walter Payton breaks Jim Brown's rushing record with a third quarter six-yard run against the NO Saints. He finishes the day with 32 carries for 154 yards.
- 11/25/84**—Bears defeat Vikings 34-3 at Minneapolis to clinch first Central division title.
- 12/30/84**—Bears defeat Redskins 23-19 in divisional playoffs. Advance to NFC Championship but lose to 49ers, 23-0.
- 1985**—Bears win first 12 games of season enroute to posting 15-1 regular season mark, tying the most regular season wins by team in NFL history. Chicago claims second straight NFC Central title as club record nine players are selected to Pro Bowl.
- 1/5/86**—Bears host first playoff game since 1963 and shutout New York Giants, 21-0.
- 1/12/86**—Bears blank Los Angeles Rams, 24-0, in NFC Championship game at Soldier Field and advance to Super Bowl XX.
- 1/26/86**—Chicago sets seven Super Bowl records in first appearance including most points (46) and largest margin of victory (36) in 46-10 rout of the New England Patriots. The game was witnessed by record-setting number of viewers via television worldwide. The next day the team was greeted by an estimated 500,000 people in a ticker tape parade in downtown Chicago.
- 1986**—Bears capture third straight NFC Central title with 14-2 mark; defense allows NFL record-low 187 points. Bears lose opening round game of playoffs to Redskins, 27-13.
- 12/20/87**—Walter Payton plays final regular season game at Soldier Field and rushes for 79 yards and two TDs. "Walter Payton Day" is celebrated prior to game when club president Michael McCaskey retires jersey number 34.
- 1987**—Bears win fourth consecutive division title with 11-4 mark in strike interrupted season. Team posts four straight winning seasons, a feat last accomplished by Bears between 1946-51. Redskins come back from 14-0 deficit to beat Bears, 21-17, in playoffs.
- 1988**—Bears post 12-4 record (tied for best in NFL) and advance to NFC Championship game before losing to eventual Super Bowl Champion San Francisco. Bears finish five-year period (1984-88) with 62 wins—most by NFL team ever in such a span.



# BEARS HISTORICAL HIGHLIGHTS

**12/3/89**—Kevin Butler connects on his 24th straight field goal to set a NFL record for Most Consecutive Field Goals.

**12/24/89**—Richard Dent sacks Joe Montana and becomes the Bears' all-time sack leader with 82, surpassing Jim Osborne.

## 1990s

**6/6/90**—Andy McKenna and Patrick G. Ryan, two Chicago businessmen, purchase approximately 20% (total) of the Bears from the McCaskeys.

**1990**—Bears regain NFC Central Title with 11-5 mark. They win the First Round playoff game against Saints, 16-6, before falling to eventual Super Bowl Champion NY Giants, 31-3, in Dan Hampton's last game.

**12/8/91**—Mike Ditka wins his 100th regular season game as the Bears' head coach with a 27-13 victory over the Green Bay Packers at Soldier Field.

**1991**—Chicago finishes 11-5 and earns a Wild Card berth in the playoffs. The Bears are upset in the First Round by the Dallas Cowboys, 17-13, at Soldier Field.

**10/4/92**—Kevin Butler becomes the Bears all-time leading scorer with a 50-yard FG. He surpasses Walter Payton's 750 points.

**12/13/92**—In Mike Singletary's final home game, the Bears upset AFC Central champion Pittsburgh Steelers, 30-6.

**1/19/93**—Dave Wannstedt is hired as the 11th head coach in club history.

**10/3/93**—The Bears play their 1,000th game in franchise history beating the Atlanta Falcons in Soldier Field, 6-0.

**1993**—Bears conclude Wannstedt's rookie season with 7-9 record.

**10/31/94**—Dick Butkus and Gale Sayers have their jersey numbers (51 and 40) retired at halftime before a Monday night national audience.

**12/24/94**—Kevin Butler becomes the first Bear to surpass the 1,000 point mark with his first quarter FG vs. New England.

**1/1/95**—Bears earn a Wild Card berth and post a 35-18 playoff win at Minnesota.

**5/12/95**—Michael McCaskey announces plans for a new \$15 million state-of-the-art Bears' headquarters at the ground-breaking ceremony in Lake Forest.

## BEARS IN THE RANKINGS

### OFFENSE

#### Overall

#### Rush

#### Pass

### DEFENSE

#### Overall

#### Rush

#### Pass

1981	26 (289.6)	11 (135.7)	27 (153.9)	19 (337.1)	20 (134.1)	14 (203.0)
1982	26 (277.0)	18 (109.8)	23 (167.2)	16 (316.8)	5 (100.2)	21 (216.6)
1983	4 (364.4)	1 (170.4)	2 (193.9)	8 (320.8)	11 (125.0)	12 (195.8)
1984	7 (339.8)	1 (185.9)	26 (153.9)	1 (241.4)	1 (86.1)	2 (155.4)
1985	7 (364.8)	1 (172.6)	20 (192.3)	1 (258.4)	1 (82.4)	3 (176.0)
1986	7 (341.2)	1 (168.8)	20 (172.4)	1 (258.1)	2 (91.4)	2 (166.7)
1987	12 (336.3)	13 (130.3)	12 (206.0)	2 (281.0)	1 (94.2)	7 (186.8)
1988	11 (332.3)	3 (144.9)	20 (187.4)	2 (272.5)	1 (82.9)	9 (189.6)
1989	10 (335.9)	2 (142.9)	19 (193.0)	25 (358.1)	15 (118.6)	24 (239.5)
1990	13 (311.3)	2 (152.3)	28 (159.0)	6 (280.8)	7 (98.3)	10 (182.5)
1991	11 (316.8)	9 (121.8)	13 (195.0)	4 (281.7)	10 (98.8)	8 (182.9)
1992	8 (308.8)	10 (116.9)	14 (191.9)	17 (309.5)	21 (121.8)	15 (187.8)
1993	28 (232.3)	19 (104.8)	28 (127.5)	4 (290.8)	17 (114.7)	3 (176.1)
1994	23 (292.4)	15 (99.3)	21 (193.2)	13 (313.1)	13 (120.1)	5 (192.9)

# ATTENDANCE

(since 1971 when Bears moved to Soldier Field)

Season	Capacity	Sold	Actual (games)	Average	Road (games)
1971	55,049	N/A	385,343 (7)	55,049	396,183 (7)
1972	55,701	N/A	389,907 (7)	55,701	406,556 (7)
1973	55,701	N/A	389,907 (7)	55,701	395,192 (7)
1974	55,753	N/A	389,117 (7)	55,588	372,530 (7)
1975	57,455	387,312	323,868 (7)	46,266	392,929 (7)
1976	57,359	401,123	351,812 (7)	50,258	438,338 (7)
1977	57,359	401,513	336,500 (7)	48,071	409,377 (7)
1978	57,359	458,872	385,976 (8)	48,247	455,542 (8)
1979	57,979	463,832	416,168 (8)	52,021	477,321 (8)
1980	64,154	513,232	464,897 (8)	58,112	486,954 (8)
1981	64,410	515,280	436,563 (8)	54,570	453,575 (8)
1982	65,793	249,354	183,626 (4)	45,107	293,501 (5)
1983	65,793	545,897	418,771 (8)	52,346	409,867 (8)
1984	65,793	516,347	462,159 (8)	57,769	444,496 (8)
1985	65,793	526,344	486,212 (8)	60,776	517,146 (8)
1986	66,030	528,240	495,484 (8)	61,935	478,025 (8)
1987	66,030	528,240	459,192 (8)	57,399	407,783 (7)
1988	66,946	535,568	494,093 (8)	61,761	489,476 (8)
1989	66,946	535,568	489,976 (8)	61,247	506,193 (8)
1990	66,946	535,568	481,018 (8)	60,127	534,440 (8)
1991	66,946	535,568	491,778 (8)	61,472	531,835 (8)
1992	66,950	535,600	478,507 (8)	59,813	529,769 (8)
1993	66,950	535,600	465,832 (8)	58,229	486,675 (8)
1994	66,944	535,552	468,015 (8)	58,502	520,294 (8)

## Ten largest crowds to watch the Bears

Soldier Field			Road		
66,900	vs. NYG	9/5/93	100,470	at Rams	11/2/58
66,625**	vs. Phil.	10/2/89	83,224**	at Clev.	11/3/80
66,475	vs. Min.	9/17/89	80,638	at Det.	11/21/76
65,704**	vs. NYG	9/14/87	80,366	at Buf.	9/29/91
65,534*	vs. Phil.	12/31/88	80,156	at Raid.	9/30/90
65,506	vs. Rams	10/29/89	80,024	at Buf.	10/27/74
65,420	vs. Min.	9/23/90	78,879	at Det.	11/28/91
65,293	vs. SF	10/24/88	78,722**	at Clev.	10/23/89
65,255**	vs. NYJ	9/23/91	78,019	at Raid.	12/27/87
65,141*	vs. Wash.	1/3/87	77,025*	at NYG	1/13/91

## Five smallest crowds to watch the Bears

29,157	vs. GB	12/16/73	4,074†	at Phil.	10/4/87
32,113†	vs. Min.	10/11/87	34,350	at Balt.	9/25/83
34,306	vs. GB	12/10/78	36,816	at TB	11/20/83
35,807	vs. GB	12/18/83	41,154	at Min.	10/21/79
40,483	vs. SF	11/27/83	41,729	at Det.	12/9/73

\* playoff game; \*\* Monday Night Football; † strike game.

### NOTES:

- Last non-sellout: September 9, 1984 vs. Denver (4,432 unsold).
- Heading into 1995, the Bears had 94 straight sellouts (86 regular season, eight playoffs).
- The Bears vs. All-Stars game on August 22, 1947 drew a crowd of 105,840 at Soldier Field which was the largest crowd ever to watch any NFL game until August 15, 1994, when the Cowboys-Oilers pre-season game which drew 112,376 at Azteca Stadium in Mexico City.





# GEORGE S. HALAS

Feb. 2, 1895 – Oct. 31, 1983

Leading the Chicago Bears for more than a half-century, George S. Halas, the team's founder and head coach for 40 years, was one of the most enduring personalities in sports history. Halas was active with the Bears starting in 1920 when he founded the team.

Halas was born and raised on Chicago's west side, prepped at Crane Tech High School before attending the University of Illinois where he earned a B.S. degree while lettering in football, basketball, and baseball. After graduation in 1918, he joined the Navy for the first of two tours of duty. He was named Player of the Game in the 1919 Rose Bowl playing end on the Great Lakes team that beat the Marines 17-0. A commander when he left active duty in 1946, Halas retired as a captain in the Naval Reserve. He was also awarded the Distinguished Citizens Award—the highest honor the Navy can bestow on a civilian.

After leaving the Navy, Halas played right field for the New York Yankees, but a hip injury shortened his baseball career. Halas went to work for a Decatur (IL) corn products firm owned by an enthusiastic sports fan, Mr. A.E. Staley, who sponsored a semi-pro baseball team, and later commissioned Halas to organize an independent football team.

**PRO CAREER:** As a player, Halas set an NFL record (which stood until 1972) when he took a Jim Thorpe fumble 98 yards for a TD in a 26-0 win over the Oorang Indians at Wrigley Field (11/4/23). He played end for the Bears from 1920-29 and was named to the NFL All-Pro squad of the 20s.

**PRO COACHING CAREER:** Four times Halas interrupted his coaching activities by his own volition. He first turned over the leadership to Ralph Jones from 1930 through 1932. In 1942 when he left for the Navy, Luke Johnsos and "Hunk" Anderson shared head coaching responsibilities until '45. John "Paddy" Driscoll coached in 1956-57. Coincidentally, in '33 and again in '46 when Halas resumed coaching, his Bears won world championships.

During the 1940s, his teams reached the height of their power with four straight Western Conference titles; three world championships; a fantastic four-season record (including pre-season games) of 62-7-1 (.899); scoring 2,164 points and allowing just 842. The 1940 team, which defeated the Washington Redskins 73-0 for the World Championship, was voted the greatest professional team of all-time by the National Academy of Sports Editors in 1963.

Resuming coaching in 1958, Halas needed five years to develop another championship, but in 1963 the Bears had won their eighth championship. *The Sporting News*, AP, and UPI named him Coach of the Year after the 1963 and 1965 seasons. Halas retired from coaching on May 27, 1968, with a career record of 324-151-31. His win total was best in NFL until Don Shula broke the mark 11-14-93. He is a charter member of the Pro Football Hall of Fame.

## HALAS' BEARS RECORDS

Longest run with opponent's fumble: 98 yards, TD (11/4/23)

## NFL COACHING RECORDS

Most consecutive regular season wins without defeat: 23-0-1 (1941-43); tied with old Canton Bulldogs

Most consecutive wins (including post-season): 18 (1933-34) & (1941-42)

Most consecutive regular season victories: 17 (1933-34)

Second-most wins (including post-season): 324 (Don Shula has 338)

## BEAR COACHING RECORDS

Most regular season wins: 324

Most consecutive regular season victories: 17 (1933-34)

Most consecutive wins (including post-season): 18 (1933-34)

Most World Champions: 6 (1921, 1933, 1940, 1941, 1946, 1963)



## GEORGE S. HALAS, JR.

Sept. 4, 1925 – Dec. 16, 1979



"Mugs" Halas was an integral part of the Chicago Bears before his untimely death in 1979. The son of pro football founder George S. Halas, "Mugs" spent 30 years in pro football. He joined the Bears' front office in 1950, was named treasurer in 1953, and became president of the club in 1963. In his first season as president, the Bears were NFL champions. "Mugs" was the second of just three presidents in the franchise's 70-year history. He succeeded his father, George S. Halas, and was followed by current president, Michael McCaskey. His numerous contributions on a league-level included membership on the executive committee of the NFL Management Council.

"Mugs" learned football at a young age, serving as a ball boy while growing up. He earned a business degree from Loyola in 1949, before entering pro football on a full-time basis. "Mugs" is remembered for his love and devotion to the game.

## WALTER PAYTON

Running Back 1975-87



- Attended Jackson State
- Holds 8 NFL Records
- Holds 26 Bears' Records; jersey #34 is retired
- Voted to 9 Pro Bowls (1976; 78-81; 84-87)
- Member of Chicago Bears Board of Directors
- Elected to Hall of Fame, January 30, 1993
- Inducted July 31, 1993

## Payton's Pro Stats

Year	Rushing					Receiving					G-GS
	No	Yds	Avg	Lg	TD	No	Yds	Avg	Lg	TD	
1987 Bears	146	533	3.7	17	4	33	217	6.6	16	1	12-12
1986 Bears	321	1,333	4.2	41	8	37	382	10.3	57	3	16-16
1985 Bears	324	1,551	4.8	40	9	49	483	9.9	65	2	16-16
1984 Bears	381	1,684	4.4	72	11	45	368	8.2	31	0	16-16
1983 Bears	314	1,421	4.5	49	6	53	607	11.5	74	2	16-16
1982 Bears	148	596	4.0	26	1	32	311	9.7	40	0	9-9
1981 Bears	339	1,222	3.6	39	6	41	379	9.2	30	2	16-16
1980 Bears	317	1,460	4.6	69	6	46	367	8.0	54	1	16-16
1979 Bears	369	1,610	4.4	43	14	31	313	10.1	65	2	16-16
1978 Bears	333	1,395	4.2	76	11	50	480	9.5	61	0	16-16
1977 Bears	339	1,852	5.5	73	14	27	269	10.0	75	2	14-14
1976 Bears	311	1,390	4.5	60	13	15	149	9.9	34	0	14-14
1975 Bears	196	679	3.5	54	7	33	213	6.5	40	0	13-7
<b>Career</b>	<b>3,838</b>	<b>16,726</b>	<b>4.4</b>	<b>76</b>	<b>110</b>	<b>492</b>	<b>4,538</b>	<b>9.2</b>	<b>75</b>	<b>15</b>	<b>190-184</b>

Also: Career passing: 11-34-331, 8 TDs, and 5 interceptions.  
 Career kickoff returns: 17 for 539 yards (31.7 avg.) no TDs.  
 Career punting: 1 for 39 yards (1975)

## Playoffs

Year	Rushing					Receiving					G-GS
	No	Yds	Avg	LG	TD	No	Yds	Avg	LG	TD	
1987 Bears	18	85	4.7	16	0	3	20	6.7	9	0	1-1
1986 Bears	14	38	2.7	9	0	1	-2	-2.0	-2	0	1-1
1985 Bears	67	186	2.8	12	0	8	52	6.5	19	0	3-3
1984 Bears	46	196	4.3	20	0	4	23	5.8	12	0	2-2
1979 Bears	16	67	4.2	12	2	3	52	17.3	31	0	1-1
1977 Bears	19	60	3.1	11	0	3	33	11.0	20	0	1-1
<b>Career</b>	<b>180</b>	<b>632</b>	<b>3.5</b>	<b>20</b>	<b>2</b>	<b>22</b>	<b>178</b>	<b>8.1</b>	<b>31</b>	<b>0</b>	<b>9-9</b>

Also: 3 kickoff returns for 57 yards in 1977.

# ANNUAL SCORING & RUSHING LEADERS

## SCORING

Year	Player	TD	PAT	FG	Pts
1994	Butler, Kevin	0	24	21	87
1993	Butler, Kevin	0	21	27	102
1992	Butler, Kevin	0	34	19	91
1991	Butler, Kevin	0	32	19	89
1990	Butler, Kevin	0	36	26	114
1989	Anderson, Neal	15	0	0	90
1988	Butler, Kevin	0	37	15	82
1987	Butler, Kevin	0	28	19	85
1986	Butler, Kevin	0	36	28	120
1985*	Butler, Kevin	0	51	31	144
1984	Thomas, Bob	0	35	22	101
1983	Thomas, Bob	0	35	14	77
1982	Moorehead, Emery	5	0	0	30
1981	Roveto, John	0	19	10	49
1980	Thomas, Bob	0	35	13	74
1979	Payton, Walter	16	0	0	96
1978	Thomas, Bob	0	26	17	77
1977	Payton, Walter	16	0	0	96
1976	Payton, Walter	13	0	0	78
1975	Thomas, Bob	0	18	13	57
1974	Roder, Mirro	0	18	13	57
1973	Roder, Mirro	0	11	8	35
1972	Percival, Mac	0	26	12	62
1971	Percival, Mac	0	18	15	63
1970	Percival, Mac	0	28	20	88
1969	Percival, Mac	0	26	8	50
1968	Percival, Mac	0	25	25	100
1967	Sayers, Gale	12	0	0	72
1966	Leclerc, Roger	0	24	18	78
1965*	Sayers, Gale	22	0	0	132
1964	Morris, Johnny	10	0	0	60
1963	Ditka, Mike	8	0	0	48
1962	Leclerc, Roger	0	36	13	75
1961	Ditka, Mike	12	0	0	72
1960	Aveni, John	0	23	7	44
1959	Casares, Rick	12	0	0	72
1958	Galimore, Willie	12	0	0	72
1957	Blanda, George	1	23	14	71
1956	Casares, Rick	14	0	0	84
1955	Blanda, George	2	37	11	82
1954	Hill, Harlon	12	0	0	72
1953	Blanda, George	0	27	7	48
1952	Blanda, George	1	30	6	54
1951	Lujack, Johnny	7	10	0	52
1950	Lujack, Johnny	11	34	3	109
1949	Lujack, Johnny	2	42	1	57
1948	Lujack, Johnny	1	44	0	50
1947	Kavanaugh, Ken	13	0	0	78
1946	Gallameau, Hugh	8	0	0	48
1945	Kavanaugh, Ken	6	0	0	36
1944	McLean, Ray	7	0	0	42
1943	Clark, Harry	10	0	0	60
1942	McLean, Ray	9	0	0	54
1941	McAfee, George	12	0	0	72
1940	McLean, Ray	4	1	0	25
1939	Manders, Jack	4	17	3	50
1938	Manders, Jack	3	10	3	37
1937*	Manders, Jack	5	15	8	69
1936	Manders, Jack	4	17	7	62
1935	Karr, William	6	0	0	36
1934*	Manders, Jack	3	31	10	79
1933	Manders, Jack	0	15	6	33

\*Led NFL

## RUSHING

Year	Player	Yards	Att	TD
1994	Tillman, Lewis	275	899	7
1993	Anderson, Neal	646	202	4
1992	Anderson, Neal	582	156	5
1991	Anderson, Neal	747	210	6
1990	Anderson, Neal	1,078	260	10
1989	Anderson, Neal	1,275	274	11
1988	Anderson, Neal	1,106	249	12
1987	Anderson, Neal	586	129	3
1986	Payton, Walter	1,333	321	8
1985	Payton, Walter	1,551	324	9
1984	Payton, Walter	1,684	381	11
1983	Payton, Walter	1,421	314	6
1982	Payton, Walter	596	148	1
1981	Payton, Walter	1,222	339	6
1980	Payton, Walter	1,460	317	6
1979	Payton, Walter	1,610	369	14
1978	Payton, Walter	1,395	333	11
1977*	Payton, Walter	1,852	339	14
1976	Payton, Walter	1,390	311	13
1975	Payton, Walter	679	196	7
1974	Grandberry, Ken	475	144	2
1973	Garrett, Carl	655	175	5
1972	Douglass, Bobby	968	141	8
1971	Shy, Don	420	116	2
1970	Montgomery, Ross	229	62	0
1969*	Sayers, Gale	1,032	236	8
1968	Sayers, Gale	856	138	2
1967	Sayers, Gale	880	186	7
1966*	Sayers, Gale	1,231	229	8
1965	Sayers, Gale	867	166	14
1964	Arnett, Jon	400	119	1
1963	Marconi, Joe	446	118	2
1962	Marconi, Joe	406	89	5
1961	Galimore, Willie	707	153	4
1960	Casares, Rick	566	160	5
1959	Casares, Rick	699	177	10
1958	Casares, Rick	651	176	2
1957	Casares, Rick	700	204	6
1956*	Casares, Rick	1,126	234	12
1955	Casares, Rick	672	125	4
1954	Jagade, Chick	498	157	3
1953	Morrison, Fred	307	95	2
1952	Morrison, Fred	367	95	3
1951	Dottley, John	670	127	3
1950	Gulyanics, George	571	146	2
1949	Gulyanics, George	452	102	5
1948	Gulyanics, George	439	119	4
1947	Osmanski, Joe	328	64	1
1946	Gallerneau, Hugh	476	112	6
1945	Margarita, Bob	497	112	3
1944	Margarita, Bob	463	88	4
1943	Clark, Harry	556	120	3
1942	Famiglietti, Gary	503	118	8
1941	McAfee, George	474	65	6
1940	Nolting, Ray	373	78	1
1939*	Osmanski, Bill	699	121	7
1938	Nolting, Ray	297	63	2
	Francis, Sam	297	85	3
1937	Nolting, Ray	424	106	2
1936	Nagurski, Bronko	529	122	3
1935	Ronzani, Gene	356	79	2
1934*	Feathers, Beattie	1,004	101	8
1933	Nagurski, Bronko	533	128	1

\*Led NFL



# ANNUAL PASSING LEADERS

Year	Player	Att	Cmp	Yards	TD	Int	Rating
1994	Walsh, Steve	343	208	2,078	10	8	77.9
1993	Harbaugh, Jim	325	200	2,002	7	11	72.1
1992	Harbaugh, Jim	358	202	2,486	13	12	76.2
1991	Harbaugh, Jim	478	275	3,121	15	16	73.7
1990	Harbaugh, Jim	312	180	2,178	10	6	81.9
1989	Tomczak, Mike	306	156	2,058	16	16	68.2
1988	McMahon, Jim	192	114	1,346	6	7	76.0
1987	McMahon, Jim	210	125	1,639	12	8	87.4
1986	McMahon, Jim	150	77	995	5	8	61.4
1985	McMahon, Jim	313	178	2,392	18	11	82.8
1984	McMahon, Jim	143	85	1,146	8	2	97.8
1983	McMahon, Jim	295	175	2,184	12	13	77.7
1982	McMahon, Jim	210	120	1,501	9	7	80.1
1981	Evans, Vince	436	195	2,354	11	20	51.0
1980	Evans, Vince	278	148	2,039	11	16	66.1
1979	Phipps, Mike	255	134	1,535	9	8	69.7
1978	Avellini, Bob	264	141	1,718	5	16	54.6
1977	Avellini, Bob	293	194	2,004	11	18	61.7
1976	Avellini, Bob	271	118	1,580	8	15	49.7
1975	Huff, Gary	205	114	1,083	3	9	57.1
1974	Huff, Gary	283	142	1,663	6	17	50.4
1973	Douglass, Bobby	174	81	1,057	5	7	59.2
1972	Douglass, Bobby	198	75	1,246	9	12	49.5
1971	Douglass, Bobby	225	91	1,164	7	15	38.7
1970	Concannon, Jack	385	194	2,130	16	18	61.6
1969	Concannon, Jack	160	87	1,783	4	8	31.3
1968	Concannon, Jack	143	71	715	5	9	49.8
1967	Concannon, Jack	186	92	1,260	6	14	51.0
1966	Bukich, Rudy	309	147	1,858	10	21	49.1
1965*	Bukich, Rudy	312	176	2,641	20	9	93.6
1964	Bukich, Rudy	160	99	1,099	12	7	89.0
1963	Wade, Bill	356	192	2,301	15	12	73.8
1962	Wade, Bill	412	225	3,172	18	24	70.2
1961	Wade, Bill	250	139	2,258	22	13	93.7
1960	Brown, Ed	149	59	1,079	7	11	50.1
1959	Brown, Ed	247	125	1,881	13	10	77.0
1958	Brown, Ed	218	102	1,418	10	17	51.0
1957	Brown, Ed	185	84	1,321	6	16	44.5
1956*	Brown, Ed	168	96	1,667	11	12	83.1
1955	Brown, Ed	164	85	1,307	9	10	71.4
1954	Bratkowski, Zeke	130	67	1,087	8	17	60.9
1953	Blanda, George	362	169	2,164	14	24	51.3
1952	Romanik, Steve	126	49	772	4	11	34.5
1951	Lujack, Johnny	176	85	1,295	3	8	59.9
1950	Lujack, Johnny	254	121	1,731	4	21	40.9
1949	Lujack, Johnny	312	162	2,658	23	22	75.9
1948	Luckman, Sid	163	89	1,047	13	14	65.2
1947	Luckman, Sid	323	176	2,712	24	31	67.6
1946	Luckman, Sid	229	110	1,826	17	16	70.8
1945†	Luckman, Sid	217	117	1,725	14	10	82.6
1944	Luckman, Sid	143	71	1,018	11	11	66.8
1943	Luckman, Sid	202	110	2,194	28	12	107.8
1942	Luckman, Sid	105	57	1,023	10	13	80.0
1941	Luckman, Sid	119	68	1,181	9	6	95.5
1940	Luckman, Sid	105	48	941	6	9	60.7
1939	Masterson, Bernie	113	44	914	5	9	49.6
1938	Masterson, Bernie	112	46	848	7	9	55.6
1937	Masterson, Bernie	72	26	615	6	7	55.8
1936	Molesworth, Keith	31	15	188	4	4	67.7
1935	Masterson, Bernie	44	18	456	5	4	79.4
1934	Ronzani, Gene	32	15	150	3	0	91.9
1933	Molesworth, Keith	50	19	433	3	4	56.5

\*Led NFL; †Tied for NFL lead.



# ANNUAL RECEIVING LEADERS

## CATCHES

Year	Player	No	Yards	TD
1994	Graham, Jeff	68	944	4
1993	Waddle, Tom	44	552	1
1992	Davis, Wendell	54	734	2
1991	Davis, Wendell	61	945	6
1990	Muster, Brad	47	452	0
1989	Anderson, Neal	50	434	4
1988	McKinnon, Dennis	45	704	3
1987	Anderson, Neal	47	467	3
1986	Gault, Willie	42	818	5
1985	Payton, Walter	49	483	2
1984	Payton, Walter	45	368	0
1983	Payton, Walter	53	607	2
1982	Suhey, Matt	36	333	0
1981	Payton, Walter	41	379	2
1980	Payton, Walter	46	367	1
1979	Williams, Dave	42	354	5
1978	Payton, Walter	50	480	0
1977	Scott, James	50	809	3
1976	Harper, Roland	29	291	1
1975	Rather, Bo	39	685	2
1974	Wade, Charlie	39	683	1
1973	Garrett, Carl	23	292	0
1972	Thomas, Earl	20	365	3
1971	Farmer, George	46	737	5
1970*	Gordon, Dick	71	1,026	13
1969	Wallace, Bob	47	553	5
1968	Gordon, Dick	29	477	4
1967	Gordon, Dick	31	524	5
1966	Sayers, Gale	34	447	2
1965	Morris, Johnny	53	846	4
1964*	Morris, Johnny	93	1,200	10
1963	Ditka, Mike	59	794	8
1962	Ditka, Mike	58	904	5
	Morris, Johnny	58	889	5
1961	Ditka, Mike	56	1,076	12
1960	Dewveall, Willard	43	804	5
1959	Dooley, Jim	41	580	3
1958	McColl, Bill	35	517	8
1957	Dooley, Jim	37	530	1
1956	Hill, Harlon	47	1,128	11
1955	Hill, Harlon	42	789	9
1954	Hill, Harlon	45	1,124	12
1953	Dooley, Jim	53	841	4
1952	Schroeder, Gene	39	660	6
1951	Hoffman, John	28	394	2
1950	Keane, Jim	36	433	0
1949	Keane, Jim	47	696	6
1948	Keane, Jim	30	414	3
1947*	Keane, Jim	64	910	10
1946	Kavanaugh, Ken	18	337	5
1945	Wilson, George	28	259	3
1944	Wilson, George	24	265	4
1943	Clark, Harry	23	535	7
1942	McLean, Ray	19	571	8
1941	Plasman, Dick	14	283	0
1940	Kavanaugh, Ken	12	276	3
1939	Plasman, Dick	19	403	3
1938	Karr, Bill	14	253	4
1937	McDonald, Lester	11	179	4
1936	Hewitt, Bill	15	358	6
1935	Johnsos, Luke	19	298	4
1934	Hewitt, Bill	10	151	5
1933	Hewitt, Bill	16	273	2
1932	Johnsos, Luke	19	321	2

## YARDS

Year	Player	Yards	No	TD
1994	Graham, Jeff	944	68	4
1993	Waddle, Tom	552	44	1
1992	Davis, Wendell	734	54	2
1991	Davis, Wendell	945	61	6
1990	Davis, Wendell	572	39	3
1989	Morris, Ron	486	30	1
1988	McKinnon, Dennis	704	45	3
1987	Gault, Willie	705	35	7
1986	Gault, Willie	818	42	5
1985	Gault, Willie	704	33	1
1984	Gault, Willie	587	34	6
1983	Gault, Willie	836	40	8
1982	Moorehead, Emery	363	30	5
1981	Margerum, Ken	584	39	1
1980	Scott, James	696	36	3
1979	Baschnagel, Brian	452	30	2
1978	Scott, James	759	42	5
1977	Scott, James	809	50	3
1976	Scott, James	512	26	6
1975	Rather, Bo	685	39	2
1974	Wade, Charles	683	39	1
1973	Thomas, Earl	343	24	4
1972	Farmer, George	380	14	2
1971	Farmer, George	737	46	5
1970	Gordon, Dick	1,026	71	13
1969	Wallace, Bob	553	47	5
1968	Gordon, Dick	477	29	4
1967	Gordon, Dick	534	31	5
1966	Jones, Jimmie	504	28	5
1965	Morris, Johnny	846	53	4
1964*	Morris, Johnny	1,200	93	10
1963	Ditka, Mike	794	59	8
1962	Ditka, Mike	904	58	5
1961	Ditka, Mike	1,076	56	12
1960	Dewveall, Willard	804	43	5
1959	Dooley, Jim	580	41	3
1958	McColl, Bill	517	35	8
1957	Dooley, Jim	530	37	1
1956	Hill, Harlon	1,128	47	1
1955	Hill, Harlon	789	42	9
1954	Hill, Harlon	1,124	45	12
1953	Dooley, Jim	841	53	4
1952	Schroeder, Gene	660	39	6
1951	Schroeder, Gene	461	24	3
1950	Keane, Jim	433	36	0
1949	Keane, Jim	696	47	6
1948	Keane, Jim	414	30	3
1947	Keane, Jim	910	64	10
1946	McLean, Ray	348	17	2
1945	Kavanaugh, Ken	539	35	6
1944	McLean, Ray	414	19	5
1943	Clark, Harry	535	23	7
1942	McLean, Ray	571	19	8
1941	Kavanaugh, Ken	314	11	6
1940	Kavanaugh, Ken	276	12	3
1939	Plasman, Dick	403	19	3
1938	Karr, Bill	253	14	4
1937	Manske, Eggs	225	9	3
1936	Hewitt, Bill	358	15	6
1935	Johnsos, Luke	298	19	4
1934	Hewitt, Bill	151	10	5
1933	Hewitt, Bill	273	16	2
1932	Johnsos, Luke	321	24	2

\*Led NFL

# ANNUAL RETURN LEADERS

## PUNTS

Year	Player	No	Yds	Avg
1994	Graham, Jeff	15	140	9.3
1993	Obee, Terry	35	289	8.3
1992	Woolford, Donnell	12	127	10.6
1991	Bailey, Johnny	36	281	7.8
1990	Bailey, Johnny	36	399	11.1
1989	Green, Mark	16	141	8.8
1988	McKinnon, Dennis	34	277	8.1
1987	McKinnon, Dennis	40	405	10.1
1986	Barnes, Lew	57	482	8.5
1985	Taylor, Ken	25	198	7.9
1984	Fisher, Jeff	58	492	8.5
1983	McKinnon, Dennis	34	316	9.3
1982	Fisher, Jeff	9	65	7.2
1981	Fisher, Jeff	43	509	11.8
1980	Walterscheid, Lenny	33	239	7.2
1979	Schubert, Steve	25	238	9.5
1978	Schubert, Steve	27	229	8.5
1977	Schubert, Steve	31	291	9.4
1976	Livers, Virgil	28	205	7.3
1975	Livers, Virgil	42	456	10.9
1974	Hill, Ike	33	183	5.5
1973	Hill, Ike	36	204	5.7
1972	Smith, Ron	26	163	6.3
1971	Smith, Ron	26	194	7.5
1970	Cole, Linzy	14	83	5.9
1969	Lyle, Garry	12	78	6.5
1968	Turner, Cecil	9	19	2.1
1967	Gordon, Dick	12	82	6.8
1966	Arnett, Jon	15	58	3.9
1965	Sayers, Gale	16	238	14.9
1964	Arnett, Jon	19	188	9.9
1963	Morris, Johnny	16	164	10.3
1962	Morris, Johnny	20	208	10.4
1961	Morris, Johnny	23	155	6.7
1960	Morris, Johnny	13	75	5.8
1959*	Morris, Johnny	14	171	12.2
1958	Morris, Johnny	14	96	6.9
1957	Drzewiecki, Ron	22	64	2.9
1956	Jeter, Perry	6	66	11.0
	Smith, Ray	6	66	11.0
1955	Drzewiecki, Ron	20	100	5.0
1954	Stone, Billy	14	40	2.9
1953	Macon, Ed	17	68	4.0
1952	White, Wilford	23	117	5.1
1951	White, Wilford	14	131	9.4
1950	McAfee, George	33	284	8.6
1949	McAfee, George	24	279	11.6
1948*	McAfee, George	30	417	13.9
1947	McAfee, George	18	261	14.5
1946	Gallameau, Hugh	10	99	9.9
1945	Margarita, Bob	7	66	9.4
1944	Grygo, Al	11	100	9.1
1943	Clark, Harry	10	158	15.8
1942	Gallameau, Hugh	9	101	11.2
1941	McAfee, George	5	158	31.6

## KICKOFFS

Year	Player	No	Yds	Avg
1994	Lewis, Nate	35	874	25.0
1993	Conway, Curtis	21	450	21.4
1992	Lewis, Darren	23	511	22.2
1991	Bailey, Johnny	16	311	19.4
1990	Bailey, Johnny	23	363	15.8
1989	Gentry, Dennis	28	667	23.8
1988	Gentry, Dennis	27	578	21.4
1987	Gentry, Dennis	25	621	24.8
1986*	Gentry, Dennis	20	576	28.8
1985	Gault, Willie	22	577	26.2
1984	Cameron, Jack	26	485	18.7
1983	Gault, Willie	13	276	21.2
1982	Watts, Rickey	14	330	23.6
1981	Williams, Dave	23	486	21.1
1980	Williams, Dave	27	666	24.7
1979	Walterscheid, Lenny	19	427	22.5
1978	Baschnagel, Brian	20	455	22.8
1977	Baschnagel, Brian	23	557	24.2
1976	Baschnagel, Brian	29	754	26.0
1975*	Payton, Walter	14	444	31.7
1974	Grandberry, Ken	22	568	25.8
1973*	Garrett, Carl	16	486	30.4
1972*	Smith, Ron	30	924	30.8
1971	Smith, Ron	26	671	25.8
1970	Turner, Cecil	23	752	32.7
1969	Sayers, Gale	14	339	24.2
1968	Turner, Cecil	20	363	18.2
1967	Sayers, Gale	16	603	37.7
1966*	Sayers, Gale	23	718	31.2
1965	Sayers, Gale	21	660	31.4
1964	Martin, Billy	24	534	22.3
1963	Bull, Ronnie	7	105	15.0
1962	Martin, Billy	25	515	20.6
1961	Bivins, Charles	25	669	26.7
1960	Galimore, Willie	12	292	24.3
1959	Morris, Johnny	17	438	25.8
1958	Morris, Johnny	16	399	24.9
1957	Drzewiecki, Ron	13	315	24.2
1956	Bingham, Don	17	444	26.1
1955	Drzewiecki, Ron	25	591	23.6
1954	Jagade, Chick	11	195	17.7
1953	Macon, Ed	13	373	28.7
1952	Macon, Ed	9	299	33.2
1951	Morrison, Fred	13	353	27.2
1950	Hunsinger, Chuck	23	343	14.9
1949	Dreyer, Fred	13	338	26.0
1948	Minini, Frank	12	370	30.8
1947	Minini, Frank	11	261	23.7
1946	Osmanski, Bill	8	203	25.4
1945	Margarita, Bob	10	155	15.5
1944	Margarita, Bob	12	279	23.3
1943	Clark, Harry	13	326	25.1
1942	Gallameau, Hugh	6	151	25.2
1941	McAfee, George	7	223	31.9

\*Led NFL



# ANNUAL INTERCEPTION LEADERS

Year	Player	No	Yards
1994	Woolford, Donnell	5	30
1993	Carrier, Mark	4	94
	Jones, Dante	4	52
1992	Woolford, Donnell	7	67
1991	Stinson, Lemuel	4	69
1990*	Carrier, Mark	10	39
1989	Stinson, Lemuel	4	59
1988	Jackson, Vestee	8	94
1987	Duerson, Dave	3	0
1986	Richardson, Mike	7	69
1985	Frazier, Leslie	6	119
1984	Fencik, Gary	5	102
1983	Frazier, Leslie	7	135
1982	Schmidt, Terry	4	39
1981	Fencik, Gary	6	121
1980	Walterscheid, Lenny	4	84
1979	Schmidt, Terry	6	44
	Fencik, Gary	6	31
1978	Fencik, Gary	4	77
1977	Ellis, Allan	6	23
1976	Brupbacher, Ross	7	49
1975	Clemons, Craig	2	109
	Plank, Doug	2	50
	Livers, Virgil	2	40
	Ellis, Allan	2	4
1974	Clemons, Craig	4	84
1973	Lyle, Garry	5	62
1972	Ford, Charlie	7	104
1971	Ford, Charlie	5	46
1970	Buffone, Doug	4	33
1969	Taylor, Joe	3	37
	Daniels, Dick	3	37
	Youngblood, George	3	22
1968	McRae, Bennie	4	41

Year	Player	No	Yards
1967	McRae, Bennie	5	94
	Petitbon, Richie	5	93
	Taylor, Roosevelt	5	19
1966	Petitbon, Richie	4	34
1965	Butkus, Dick	5	84
1964	Caroline, JC	2	84
	Whitsell, Dave	2	57
	Taylor, Roosevelt	2	45
	McRae, Bennie	2	44
	George, Bill	2	28
1963*	Taylor, Roosevelt	9	172
1962	Petitbon, Richie	6	212
1961	Whitsell, Dave	6	123
1960	Caroline, JC	3	31
1959	Barnes, Erich	5	67
1958	Sumner, Charles	6	67
1957	Johnson, Jack	4	36
1956	Caroline, JC	6	182
1955	Sumner, Charles	7	162
1954	Whitman, SJ	5	117
1953	Kindt, Don	6	172
1952	Dooley, Jim	5	30
1951	Schroeder, Gene	5	62
1950	Davis, Harper	5	59
1949	McAfee, George	6	76
1948	Lujack, Johnny	8	131
1947	Mullins, Noah	6	113
1946	Farris, Tom	4	43
1945	Margarita, Bob	6	79
1944	Grygo, Al	4	79
1943	Clark, Harry	5	32
1942*	Turner, Clyde	8	96
1941	McAfee, George	6	78
1940	Clark, Harry	4	62
	Famiglietti, Gary	4	18
	McAfee, George	4	50

\*Led NFL

## THANKSGIVING DAY GAMES

Overall: 15-12-2 - vs. Detroit: 8-5-0 — vs. Dallas: 0-2-0 — vs. Chi Cards: 7-3-2

11-25-20*	Chi Tigers 6	STALEYS 0	11-28-35	Lions 14	BEARS 2
11-24-21*	Buf. All-Americans 6	STALEYS 7	11-26-36	Lions 13	BEARS 7
11-30-22	Cardinals 6	BEARS 0	11-25-37	BEARS 13	Lions 0
11-29-23*	BEARS 3	Cardinals 0	11-24-38	Lions 14	BEARS 7
11-27-24	BEARS 21	Cardinals 0	11-24-47	BEARS 34	Lions 14
11-26-25*	BEARS - Cardinals (0-0 Tie)		11-24-49	BEARS 28	Lions 7
11-25-26*	BEARS - Cardinals (0-0 Tie)		11-27-52	Texans 27	BEARS 23
11-24-27*	Cardinals 3	BEARS 0	11-26-64	BEARS 27	Lions 24
11-29-28*	BEARS 34	Cardinals 0	11-24-77	BEARS 31	Lions 14
11-28-29	Cardinals 40	BEARS 6	11-22-79	Lions 20	BEARS 9
11-27-30*	BEARS 6	Cardinals 0	11-27-80	BEARS 23	Lions 17 (OT)
11-26-31*	BEARS 18	Cardinals 7	11-26-81	Cowboys 10	BEARS 9
11-24-32*	BEARS 34	Cardinals 0	11-28-91	Lions 16	BEARS 6
11-30-33*	BEARS 22	Cardinals 6	11-25-93	BEARS 10	Lions 6
11-29-34	BEARS 19	Lions 16			

\* Indicates home game



# ANNUAL PUNTING LEADERS

Year	Player	No	Avg
1994	Gardocki, Chris	76	37.8
1993	Gardocki, Chris	80	38.5
1992	Gardocki, Chris	79	42.9
1991	Buford, Maury	69	40.8
1990	Buford, Maury	76	40.4
1989	Buford, Maury	72	39.5
1988	Wagner, Bryan	79	41.5
1987	Wagner, Bryan	36	40.6
1986	Buford, Maury	69	41.3
1985	Buford, Maury	68	42.2
1984	Finzer, Dave	83	40.1
1983	Parsons, Bob	79	36.9
1982	Parsons, Bob	58	41.3
1981	Parsons, Bob	114	39.7
1980	Parsons, Bob	79	40.6
1979	Parsons, Bob	92	37.9
1978	Parsons, Bob	96	37.0
1977	Parsons, Bob	80	40.4
1976	Parsons, Bob	99	37.6
1975	Parsons, Bob	93	39.0
1974	Parsons, Bob	90	37.8
1973	Green, Bobby Joe	82	40.5
1972	Green, Bobby Joe	67	41.2
1971	Green, Bobby Joe	77	40.1
1970	Green, Bobby Joe	83	40.9
1969	Green, Bobby Joe	76	39.0
1968	Green, Bobby Joe	27	42.3
1967	Green, Bobby Joe	79	42.9
1966	Green, Bobby Joe	80	41.9

Year	Player	No	Avg
1965	Green, Bobby Joe	58	42.7
1964	Green, Bobby Joe	71	44.5
1963	Green, Bobby Joe	64	46.5
1962	Green, Bobby Joe	69	43.7
1961	Brown, Ed	59	42.2
1960	Brown, Ed	56	39.8
1959	Brown, Ed	64	41.2
1958	Brown, Ed	27	42.2
1957	Brown, Ed	34	40.1
1956	Brown, Ed	42	39.1
1955	Brown, Ed	44	40.1
1954	Bratkowski, Zeke	39	41.0
1953	Morrison, Fred	65	42.6
1952	Morrison, Fred	64	42.3
1951	Morrison, Fred	57	39.0
1950*	Morrison, Fred	57	43.3
1949	Gulyanics, George	29	47.2
1948	Gulyanics, George	55	44.2
1947	Gulyanics, George	23	44.8
1946	Luckman, Sid	33	37.4
1945	Luckman, Sid	36	37.4
1944	McEnulty, Doug	25	39.8
1943	Luckman, Sid	34	35.9
1942	Luckman, Sid	24	40.6
1941	Luckman, Sid	13	41.1
1940	Luckman, Sid	27	42.5
1939	Luckman, Sid	27	43.3

\*Led NFL

# ANNUAL SACK LEADERS

Year	Player	No	Yards
1994	Armstrong, Trace	7.5	52.0
1993	Dent, Richard	12.5	90.0
1992	McMichael, Steve	10.5	66.5
1991	Dent, Richard	10.5	72.0
1990	Dent, Richard	12.0	101.0
1989	Dent, Richard	9.0	64.0
1988	McMichael, Steve	11.5	95.0
1987	Dent, Richard	12.5	94.0
1986	Dent, Richard	11.5	87.0
1985*	Dent, Richard	17.0	133.5
1984	Dent, Richard	17.5	140.5
1983	Hartenstine, Mike	12.0	91.5
1982	Hampton, Dan	7.0	57.0

Year	Player	No	Yards
1981	Page, Alan	9.0	84.0
	Hampton, Dan	9.0	77.0
1980	Hampton, Dan	11.5	108.5
1979	Osborne, Jim	10.5	79.0
1978	Page, Alan	11.5	94.0
1977	Rydalch, Ron	9.5	81.0
1976	Osborne, Jim	15.0	129.0
1975	Chambers, Wally	14.0	105.0
1974	Chambers, Wally	6.0	53.0
1973	Osborne, Jim	11.5	92.0
1972	Osborne, Jim	6.0	N/A
1971	Holman, Willie	13.5	N/A
1970	Holman, Willie	14.0	N/A

\*Led NFL

# 100-YARD RUSHING GAMES

11/20/77	Payton, vs. Min	W	40-275
10/30/77	Payton, at GB	W	23-205
11/3/68	Sayers, at GB	W	24-205
12/18/66	Sayers, vs. Min	W	17-197
11/3/85	Payton, at GB	W	28-192
11/13/77	Payton, vs. KC	W	33-192
12/16/56	Casares, vs. Det	W	17-190
9/14/80	Payton, vs. NO	W	18-183
12/5/76	Payton, at Sea	W	27-183
9/9/79	Payton, vs. Min	W	23-182
9/16/62	Galimore, at SF	W	22-181
9/9/84	Payton, vs. Den	W	20-179
11/26/81	Payton, at Dal	L	38-179
9/14/86	Payton, vs. Phil	W+	33-176
12/9/84	Payton, vs. GB	L	35-175
11/27/66	Sayers, vs. Atl	W	19-172
12/11/77	Payton, vs. GB	W	32-163
10/29/78	Payton, vs. Det	L	23-162
9/18/83	Payton, at NO	L+	28-161
9/18/77	Payton, vs. Det	W	23-160
12/16/79	Payton, vs. StL	W	33-157
10/16/78	Payton, at Den	L	22-157
9/30/84	Payton, vs. Dal	L	25-155
10/7/79	Payton, at Buf	W	39-155
10/28/34	Feathers, vs. GB	W	15-155
10/7/84	Payton, vs. NO	W	32-154
10/20/57	Galimore, vs. Rams	W	24-153
12/18/83	Payton, vs. GB	W	30-148
9/19/76	Payton, at SF	W	28-148
9/10/89	Anderson, vs. Cin	W	21-146
10/17/76	Payton, at Rams	L	27-145
11/26/78	Harper, vs. TB	W	25-144
10/29/44	Grygo, vs. CRams	W	13-144
10/27/68	Sayers, vs. Min	W	18-143
10/15/67	Sayers, vs. Det	W	22-142
10/7/90	Anderson, vs. GB	W	21-141
10/10/76	Payton, at Min	L	19-141
10/2/39	Maniaci, at Pit	W	12-141
10/2/77	Payton, vs. NO	L	19-140
9/30/34	Feathers, at Reds	W	2-140
11/27/88	Anderson, vs. GB	W	17-139
11/9/86	Payton, at TB	W	20-139
10/7/56	Casares, at GB	W	24-139
11/24/77	Payton, at Det	W	20-137
10/9/55	Hoffman, vs. SF	L	18-135
9/16/79	Payton, at Dal	L	22-134
12/21/75	Payton, at NO	W	25-134
10/6/80	Payton, vs. TB	W	28-133
11/17/85	Payton, at Dal	W	22-132
10/13/85	Payton, at SF	W	24-132
11/4/56	Casares, at Rams	W	25-132
10/7/34	Feathers, at Brk	W	14-132
11/13/83	Payton, vs. Phil	W	23-131
12/10/67	Sayers, vs. Min	T	20-131
12/20/80	Payton, at TB	W	29-130
12/7/80	Payton, vs. GB	W	22-130
12/3/44	Margarita, at Pit-Cards	W	9-129
11/12/78	Payton, at Min	L	23-127
12/17/72	Douglass, at Oak	L	14-127
11/20/94	Tillman, vs. Det	W	32-126
10/10/77	Payton, vs. Rams	W	24-126

11/30/69	Sayers, vs. Clev	L	20-126
9/2/79	Payton, vs. GB	W	36-125
11/6/66	Sayers, vs. Det	T	21-124
10/21/56	Casares, vs. Balt	W	22-124
11/26/33	Nagurski, vs. Port	W	18-124
9/4/88	Anderson, vs. Mia	W	24-123
11/27/80	Payton, at Det	W+	18-123
10/1/78	Payton, at Oak	L+	27-123
12/19/88	Anderson, at Min	L	22-122
10/16/77	Payton, at Min	L+	24-122
12/2/85	Payton, at Mia	L	23-121
12/16/62	Marconi, vs. Det	W	13-121
10/5/52	Dottley, at Chi	L	24-121
9/17/50	Gulyanics, vs. Rams	W	26-121
9/8/85	Payton, vs. TB	W	17-120
12/17/67	Sayers, at Atl	W	19-120
12/17/89	Anderson, vs. GB	L	12-119
11/12/50	Hunsinger, vs. Yanks	W	14-119
10/15/39	Osmanski, vs. Chi	W	15-119
10/27/85	Payton, vs. Min	W	19-118
12/5/65	Sayers, at Balt	W	16-118
9/20/87	Anderson, vs. TB	W	16-117
11/25/84	Payton, at Min	W	23-117
10/15/72	Douglass, at Clev	W	11-117
11/26/67	Sayers, vs. GB	L	18-117
12/9/56	Casares, vs. Chi	W	25-117
11/18/51	Dottley, vs. GB	W	17-117
9/24/89	Anderson, at Det	W	16-116
9/23/84	Payton, at Sea	L	24-116
11/2/69	Sayers, at Min	L	20-116
11/24/57	Casares, at Det	W	28-116
11/4/45	Margarita, vs. GB	W	16-116
12/9/79	Payton, at GB	W	25-115
11/6/55	Watkins, vs. GB	W	14-115
11/6/55	Casares, vs. GB	W	16-115
10/16/60	Morris, vs. SF	W	7-114
10/21/34	Feathers, vs. Reds	W	7-114
9/7/86	Payton, vs. Clev	W	22-113
11/4/79	Payton, vs. Det	W	22-113
9/17/72	Harrison, vs. Atl	L	20-113
12/12/65	Sayers, vs. SF	W	9-113
11/28/65	Sayers, vs. NYG	W	13-113
11/9/58	Casares, at GB	W	15-113
11/2/58	Casares, at Rams	L	23-113
10/21/85	Payton, vs. GB	W	25-112
11/20/83	Suhey, at TB	W	19-112
12/6/81	Payton, vs. Min	W	33-112
12/1/68	Piccolo, at NO	W	21-112
11/9/69	Sayers, vs. Pit	W	28-112
10/14/56	Casares, vs. SF	W	21-112
10/21/51	Dottley, vs. SF	W	16-112
11/18/90	Anderson, at Den	W+	28-111
12/8/85	Payton, vs. Ind	W	26-111
11/4/84	Payton, vs. Raid	W	27-111
10/21/79	Payton, at Min	L	23-111
11/22/59	Casares, at Det	W	21-111
11/12/39	Osmanski, at Det	W	18-111
9/16/84	Payton, at GB	W	27-110
11/28/76	Payton, at GB	W	27-110

(continued)



# 100-YARD RUSHING GAMES

10/19/75	Adamle, at Pit	L	17-110
1/2/83	Payton, at TB	L+	26-109
11/5/78	Payton, vs. Sea	L	18-109
11/14/76	Payton, vs. GB	W	18-109
10/26/69	Sayers, vs. Rams	L	15-109
10/5/86	Payton, vs. Min	W	26-108
9/29/68	Sayers, at Min	W	16-108
11/11/56	Hoffman, vs. GB	W	18-108
10/28/56	Jeter, at SF	W	16-108
11/10/85	Payton, vs. Det	W	26-107
10/25/81	Payton, vs. SD	W+	36-107
11/9/80	Payton, vs. Wash	W	17-107
11/20/83	Payton, at TB	W	22-106
10/9/66	Sayers, vs. Balt	W	18-106
9/25/88	Anderson, at GB	W	20-105
11/15/81	Payton, at GB	L	22-105
11/26/78	Payton, vs. TB	W	27-105
11/16/75	Payton, at SF	L	23-105
10/6/68	Sayers, at Balt	L	15-105
9/15/68	Sayers, vs. Wash	L	15-105
10/28/51	Dottley, at Det	W	17-105
11/25/45	McAfee, vs. Pit	W	5-105
9/26/93	Anderson, vs. TB	W	28-104
12/26/82	Payton, at Rams	W	20-104
10/3/76	Payton, vs. Wash	W	18-104

11/18/56	Casares, vs. Rams	W	27-104
9/4/83	Payton, vs. Atl	L	20-103
10/23/72	Harrison, vs. Min	W	31-103
11/10/85	Suhey, vs. Det	W	16-102
11/24/85	Payton, vs. Atl	W	20-102
10/9/83	Payton, vs. Min	L	20-102
10/12/80	Payton, at Min	L	23-102
12/7/58	Casares, vs. Chi	W	22-102
10/22/39	Maniaci, at NYG	L	15-102
11/17/91	Muster, at Ind	W	15-101
9/9/90	Anderson, vs. Sea	W	20-101
12/11/83	Suhey, at Min	W	17-101
10/19/80	Payton, vs. Det	W	27-101
9/3/78	Payton, vs. StL	W	26-101
12/4/77	Payton, at TB	W	33-101
10/21/74	Garrett, vs. GB	W	23-101
11/29/42	Famiglietti, vs. CRams	W	12-101
10/10/34	Feathers, at Pit	W	8-101
10/9/94	Tillman, vs. NO	W	23-100
12/16/90	Anderson, at Det	L	22-100
11/19/89	Anderson, vs. TB	L	15-100
10/14/84	Payton, at StL	L	23-100
11/4/73	Douglass, at GB	W	19-100
11/20/49	Hoffman, at Wash	W	15-100

## 169 rushers in 165 games\*

Eight games have gone into overtime; two have ended in a tie (before OT was adopted).

## TOTAL: 122-41-2 (.748)\*

At home: 75-16-2 (.824)

On the road: 47-25 (.653)

## TWO 100-YARD RUSHERS:

11/6/55 vs. GB — Casares, Watkins

11/26/78 vs. TB — Payton, Harper

11/20/83 at TB — Payton, Suhey

11/10/85 vs. Det — Payton, Suhey

## BY MONTH:

September 22-7 (.759)

October 35-17 (.673)

November 41-11-1 (.804)

December 24-5-1 (.828)

January 0-1 (.000)

## 100-YARD PLAYOFF GAMES:

119 — McAfee, vs. GB, 12/14/41

109 — Osmanski, at Wash, 12/8/40

104 — Payton, at Wash, 12/30/84

102 — Anderson, vs. NO, 1/6/91

## ON THE ROAD: (five games min.)

Detroit 8-0

Green Bay 10-1

Minnesota 3-8

Tampa Bay 4-1

San Francisco 4-1

## BY RUSHER:

Adamle, Mike 1-0

Anderson, Neal 10-4

Casares, Rick 12-1

Dottley, John 3-1

Douglass, Bobby 2-1

Famiglietti, Gary 1-0

Feathers, Beattie 5-0

Galimore, Willie 2-0

Garrett, Carl 1-0

Grygo, Al 1-0

Gulyanics, George 1-0

Harper, Roland 1-0

Harrison, Jim 1-1

Hoffman, John 2-1

Hunsinger, Chuck 1-0

Jeter, Perry 1-0

Maniaci, Joe 1-1

Marconi, Joe 1-0

Margarita, Bob 2-0

McAfee, George 1-0

Morris, Johnny 1-0

Muster, Brad 1-0

Nagurski, Bronko 1-0

Osmanski, Bill 2-0

Payton, Walter 53-24

Piccolo, Brian 1-0

Sayers, Gale 12-6-2

Suhey, Matt 3-0

Tillman, Lewis 2-0

Watkins, Bobby 1-0

## BY TEAM:

Arizona Cardinals 0-0

St. Louis Cardinals 2-1

Chicago Cardinals 3-1

Pittsburgh-Chi. Cards 1-0

Atlanta Falcons 3-2

Brooklyn Dodgers 1-0

Buffalo Bills 1-0

Cincinnati Bengals 1-0

Cincinnati Reds 2-0

Cleveland Browns 2-1

Dallas Cowboys 1-3

Denver Broncos 2-1

Detroit Lions 16-1-1

Portsmouth Spartans 1-0

Green Bay Packers 24-4

Indianapolis Colts 2-0

Baltimore Colts 3-1

Kansas City Chiefs 1-0

LA Raiders 1-0

Oakland Raiders 0-2

Miami Dolphins 1-1

Minnesota Vikings 11-8-1

New Orleans Saints 5-2

New York Giants 1-1

New York Yankees 1-0

Philadelphia Eagles 2-0

Pittsburgh Steelers 3-1

Pittsburgh Pirates 1-0

St. Louis Rams 0-0

Los Angeles Rams 6-3

Cleveland Rams 2-0

San Diego Chargers 1-0

San Francisco 49ers 8-2

Seattle Seahawks 2-2

Tampa Bay Buccaneers 9-2

Washington Redskins 2-2

\*Does not include post-season



# 100-YARD RECEIVING GAMES

10/31/54	Hill, at SF.....	W	7-214
11/18/62	J. Morris, at Dal.....	W	10-201
10/21/56	Hill, vs. Balt.....	W	9-198
11/25/56	Hill, at NYG.....	T	7-195
10/23/49	Keane, at NYG.....	L	14-193
11/12/61	Ditka, vs. GB.....	L	9-190
11/8/64	J. Morris, vs. Balt.....	L	10-183
11/19/67	Gordon, vs. StL.....	W	4-178
10/29/50	Kavanaugh, at NYG.....	L	8-177
10/19/81	M. Anderson, at Det.....	L	6-176
9/28/86	Gault, at Cin.....	W	7-174
12/11/49	Hoffman, vs. Chi.....	W	8-174
12/15/63	J. Morris, at Det.....	W	8-171
10/25/64	Ditka, at Wash.....	L	13-168
10/25/53	Dooley, at Rams.....	L	6-164
11/20/60	Dewveall, vs. Det.....	W	6-163
12/14/47	Keane, vs. Chi.....	L	7-161
11/15/70	Gordon, at GB.....	L	5-158
10/5/86	Ortego, vs. Min.....	W	6-157
12/7/47	McAfee, vs. Rams.....	L	9-157
12/9/62	Ditka, vs. Rams.....	W	6-155
11/27/94	<b>Graham, at Ariz.....</b>	<b>W+</b>	<b>8-154</b>
10/30/55	Hill, at Rams.....	W	8-151
12/16/51	Schroeder, vs. Chi.....	L	4-150
10/15/61	Galimore, vs. Balt.....	W	7-149
9/12/54	<b>Conway, at Phil.....</b>	<b>L</b>	<b>7-148</b>
11/23/52	Stone, vs. Det.....	W	4-148
11/11/79	Watts, vs. Rams.....	W	6-147
10/25/70	Farmer, vs. Det.....	L	6-147
12/15/68	Gordon, vs. GB.....	L	6-147
10/11/64	J. Morris, vs. Rams.....	W	11-147
10/11/59	Hill, vs. Rams.....	L	5-147
9/19/85	Gault, at Min.....	W	6-146
11/24/63	Ditka, at Pit.....	T	7-146
11/10/46	Kavanaugh, at Rams.....	W	6-146
11/12/44	McLean, vs. Bos.....	W	5-146
12/5/54	Dooley, at Chi.....	W	5-144
10/10/54	Hill, vs. Balt.....	W	3-144
10/12/47	Kavanaugh, vs. Phil.....	W	2-144
10/10/77	Scott, vs. Rams.....	W	2-142
12/13/70	Farmer, vs. GB.....	W	9-142
10/28/56	Hill, at SF.....	W	7-142
10/29/72	Farmer, at StL.....	W	5-141
10/13/46	McLean, vs. Rams.....	T	6-141
10/4/81	Margerum, at Min.....	L	10-140
10/19/80	Scott, vs. Det.....	W	3-140
9/26/54	Hill, at Det.....	L	4-140
10/10/71	Gordon, vs. NO.....	W	8-139
11/18/45	Kavanaugh, vs. Det.....	L	6-138
12/11/49	Kavanaugh, vs. Chi.....	W	6-137
10/23/94	<b>Graham, at Det.....</b>	<b>L</b>	<b>7-136</b>
12/23/91	Davis, at SF.....	L	6-136
9/20/64	J. Morris, at Min.....	W	10-135
11/16/87	Gault, at Den.....	L	5-133
9/19/85	McKinnon, at Min.....	W	4-133
11/18/62	Ditka, at Dal.....	W	7-133
10/17/54	Dooley, vs. SF.....	L	6-133
10/14/62	Ditka, vs. SF.....	L	8-132
9/25/83	Gault, at Balt.....	L+	5-130
9/23/61	Ditka, at Rams.....	W	5-130

12/4/83	Gault, at GB.....	L	4-129
10/1/50	Keane, at GB.....	L	8-129
11/2/47	Kavanaugh, at Bos.....	W	8-129
12/19/71	Farmer, vs. Min.....	L	7-128
11/25/62	Coia, at Balt.....	W	6-128
10/16/49	Keane, vs. Phil.....	W	8-127
12/7/80	Watts, vs. GB.....	W	4-126
10/4/42	McLean, at CRams.....	W	5-126
9/22/63	Ditka, at Min.....	W	8-124
10/9/60	J. Morris, vs. Rams.....	W	3-124
12/7/75	Rather, vs. Det.....	W	4-123
11/14/65	J. Morris, vs. StL.....	W	5-123
11/19/61	J. Morris, at SF.....	L	4-123
11/23/58	McColl, at Det.....	W	6-123
10/14/62	J. Morris, vs. SF.....	L	4-122
10/19/47	Keane, vs. Det.....	W	6-122
11/18/56	Hill, vs. Rams.....	W	5-121
11/11/56	Hill, vs. GB.....	W	4-121
10/8/61	Ditka, at Det.....	W	5-120
10/29/78	Payton, vs. Det.....	L	7-119
12/20/70	Gordon, at NO.....	W	9-119
12/13/53	Dooley, vs. Chi.....	L	8-119
11/29/42	Pool, vs. CRams.....	W	2-118
12/5/54	Hill, at Chi.....	W	6-117
11/14/54	Hill, vs. Clev.....	L	3-117
12/13/53	Hensley, vs. Chi.....	L	4-117
10/23/38	Manske, vs. CRams.....	L	6-117
11/13/88	Gentry, at Wash.....	W	5-116
11/9/86	Gault, at TB.....	W	4-116
9/15/74	Wade, vs. Det.....	W	2-116
9/25/65	J. Morris, at Rams.....	L	7-116
10/17/54	Hill, vs. SF.....	L	4-116
9/11/83	Payton, vs. TB.....	W	6-115
9/26/71	Gordon, at Min.....	W	10-115
10/9/60	Dewveall, vs. Rams.....	W	6-115
10/19/52	Schroeder, vs. SF.....	L	4-115
11/20/49	Kavanaugh, at Wash.....	W	4-115
12/5/37	McDonald, vs. Chi.....	W	6-115
10/18/92	Waddle, vs. TB.....	W	3-114
10/6/85	Moorehead, at TB.....	W	8-114
10/13/74	Rather, at Atl.....	L	6-114
10/8/78	Scott, at GB.....	L	9-113
10/2/77	Rather, vs. NO.....	L	6-113
12/12/65	Jones, vs. SF.....	W	3-113
11/13/55	Hill, vs. Rams.....	W	3-113
10/3/43	Geyer, at Det.....	W	3-113
9/29/74	Wade, at Min.....	L	6-112
12/2/62	J. Morris, vs. NYG.....	L	6-112
11/3/57	Hill, at Rams.....	W	4-111
10/15/89	Gentry, vs. Hou.....	L	6-110
10/13/63	Ditka, at Rams.....	W	9-110
11/7/54	Hoffman, vs. GB.....	W	9-110
10/24/54	McColl, at Rams.....	L	8-110
11/19/39	Manske, vs. Phil.....	W	2-110
10/4/64	J. Morris, at SF.....	L	7-109
11/28/54	Hill, vs. Rams.....	W	6-109
11/29/42	McLean, vs. CRams.....	W	4-109
12/6/69	Gordon, at SF.....	L	10-108
9/28/81	Payton, vs. Rams.....	L	4-107

(continued)

# 100-YARD RECEIVING GAMES

11/24/77	Payton, at Det.....	W	4-107
11/22/70	Gordon, vs. Buf.....	W	6-107
11/15/64	J. Morris, at Rams.....	W	9-107
10/20/63	J. Morris, at SF.....	L	6-107
10/22/61	Ditka, vs. SF.....	W	4-107
9/25/55	Hill, at Balt.....	L	5-107
11/22/92	Davis, vs. GB.....	L	8-106
10/6/91	R. Morris, vs. Wash.....	L	5-106
12/19/88	McKinnon, at Min.....	L	4-106
11/27/80	Scott, at Det.....	W+	6-106
12/5/76	Scott, at Sea.....	W	3-106
9/27/64	Ditka, at Balt.....	L	6-106
9/28/52	Schroeder, at GB.....	W	7-106
9/22/40	Swisher, at GB.....	W	2-106
11/1/90	Davis, vs. Atl.....	W	5-105
10/22/78	Scott, at TB.....	L	5-105
12/3/67	Gordon, at SF.....	W	7-105
10/8/61	Farrington, at Det.....	W	2-105
11/29/59	Dewveall, at Chi.....	W	3-105
9/21/80	Watts, vs. Min.....	L	2-104

10/21/79	Baschnagel, at Min.....	L	4-104
10/3/65	Sayers, at GB.....	L	5-104
12/4/60	Coia, at GB.....	L	3-104
11/25/45	Margarita, vs. Pit.....	W	6-104
9/18/83	Gault, at NO.....	L+	4-103
12/16/79	Watts, vs. StL.....	W	6-103
11/9/47	Kavanaugh, vs. GB.....	W	4-103
9/23/91	Waddle, vs. NYJ.....	W+	8-102
11/8/87	N. Anderson, at GB.....	W	5-102
12/26/82	Payton, at Rams.....	W	5-102
12/17/61	Ditka, vs. Min.....	W	8-102
10/27/57	Hill, at SF.....	L	5-102
9/30/56	Hill, at Balt.....	L	4-102
10/26/47	Keane, at Wash.....	W	9-102
12/11/60	Dooley, at Clev.....	L	7-101
11/29/92	Waddle, at Clev.....	L	4-100
12/6/69	Wallace, at SF.....	L	10-100
11/26/64	J. Morris, at Det.....	W	7-100
10/21/62	Ditka, vs. Balt.....	W	4-100
11/24/40	Kavanaugh, vs. CRams.....	W	3-100

## 159 receivers in 148 games\*

Five games have gone into overtime; three have ended in a tie (before OT was adopted).

## TOTAL: 83-59-3 (.584)\*

At home: 45-24-1 (.652)

On the road: 40-36-2 (.526)

## TWO 100-YARD RECEIVERS:

11/29/42 vs. ClevR —	McLean, Pool
12/11/49 vs. Chi —	Hoffman, Kavanaugh
12/13/53 vs. Chi —	Dooley, Hensley
10/17/54 vs. SF —	Dooley, Hill
12/5/54 at Chi —	Dooley, Hill
10/9/60 vs. Rams —	Dewveall, Morris
10/8/61 at Det —	Ditka, Farrington
10/14/62 vs. SF —	Ditka, Morris
11/18/62 at Dal —	Ditka, Morris
12/6/69 at SF —	Gordon, Wallace
9/19/85 at Min —	Gault, McKinnon

## BY MONTH:\*

September	11-11 (.500)
October	25-27-1 (.481)
November	34-9-2 (.791)
December	15-13 (.536)

## 100-YARD PLAYOFF GAMES:

129 — Gault, vs. NE, 1/26/86
122 — Magnani, vs. Wash, 12/26/43
108 — McKinnon, vs. Phil., 12/31/88
104 — Waddle, vs. Dal., 12/29/91

## BY RECEIVER:\*

Anderson, Marcus	0-1
Anderson, Neal	1-0
Baschnagel, Brian	0-1
Coia, Angelo	1-1

Conway, Curtis	0-1
Davis, Wendell	1-2
Dewveall, Willard	3-0
Ditka, Mike	9-4-1
Dooley, Jim	1-4
Famer, George	2-2
Farrington, John	1-0
Gallimore, Willie	1-0
Gault, Willie	3-4
Gentry, Dennis	1-1
Geyer, Bill	1-0
Gordon, Dick	6-3
Graham, Jeff	1-1
Hensley, Dick	0-1
Hill, Harlon	11-7-1
Hoffman, John	2-0
Jones, Jimmy	1-0
Kavanaugh, Ken	7-2
Keane, Jim	3-3
Manske, Edgar "Eggs"	1-1
Margarita, Bob	1-0
Margerum, Ken	0-1
McAfee, George	0-1
McColl, Bill	1-1
McDonald, Lester	1-0
McKinnon, Dennis	1-1
McLean, Ray	3-0-1
Moorehead, Emery	1-0
Morris, Johnny	8-7
Morris, Ron	0-1
Ortego, Keith	1-0
Payton, Walter	3-2
Pool, Hampton	1-0
Rather, Bo	1-2
Sayers, Gale	0-1
Schroeder, Gene	1-2
Scott, James	4-2
Stone, Billy	1-0
Swisher, Bob	1-0
Wade, Charles	1-1
Wallace, Bob	1-0
Waddle, Tom	2-1
Watts, Rickey	3-1

## BY TEAM:\*

Arizona Cardinals	0-0
St. Louis Cardinals	4-0
Chicago Cardinals	4-3
Atlanta Falcons	1-1
Baltimore Colts	5-5
Boston Yankees	2-0
Buffalo Bills	1-0
Cincinnati Bengals	1-0
Cleveland Browns	0-3
Dallas Cowboys	1-0
Denver Broncos	0-1
Detroit Lions	13-6
Green Bay Packers	8-9
Houston Oilers	0-1
Minnesota Vikings	6-6
New Orleans Saints	2-2
New York Giants	0-3-1
New York Jets	1-0
Philadelphia Eagles	3-0
Pittsburgh Steelers	1-0-1
St. Louis Rams	0-0
Los Angeles Rams	15-6-1
Cleveland Rams	3-1
San Francisco 49ers	5-9
Seattle Seahawks	1-0
Tampa Bay Buccaneers	4-1
Washington Redskins	3-2

## ON THE ROAD:\*

at Baltimore	1-4
at Detroit	7-3
at Green Bay	3-6
at Minnesota	4-4
at LA Rams	7-3
at San Francisco	3-6

\*Does not include post-season



# 300-YARD PASSING GAMES

12/11/49	Lujack, vs. Chi.....	W.....	39-24-468
11/18/62	Wade, at Dal.....	W.....	46-28-466
11/14/43	Luckman, at NYG.....	W.....	32-21-433
10/17/54	Blanda, vs. SF.....	L.....	47-21-359
10/14/62	Wade, vs. SF.....	L.....	34-18-356
12/17/61	Wade, vs. Min.....	W.....	34-23-355
12/12/65	Bukich, vs. SF.....	W.....	32-16-347
10/19/47	Luckman, vs. Det.....	W.....	26-18-342
9/20/64	Wade, at Min.....	W.....	31-23-341
10/24/54	Blanda, at Rams.....	L.....	46-28-338
12/13/70	Concannon, vs. GB.....	W.....	34-21-338
11/19/67	Concannon, vs. StL.....	W.....	24-11-336
10/16/83	Evans, at Det.....	L.....	45-28-336
10/25/53	Blanda, at Rams.....	L.....	47-23-334
10/9/60	Brown, vs. Rams.....	W.....	21-13-333
12/29/50	Lujack, at NY Yanks.....	L.....	39-20-331
10/8/61	Wade, at Det.....	W.....	25-13-330

11/25/62	Wade, at Balt.....	W.....	32-23-328
10/11/59	Brown, vs. Rams.....	L.....	29-14-323
11/19/61	Wade, at SF.....	L.....	34-18-323
10/25/64	Wade, at Wash.....	L.....	57-33-321
10/23/49	Lujack, at NYG.....	L.....	52-29-319
10/21/62	Wade, vs. Balt.....	W.....	26-13-318
12/7/80	Evans, vs. GB.....	W.....	22-18-316
10/12/47	Luckman, vs. Phil.....	W.....	25-14-314
11/16/87	McMahon, at Den.....	L.....	34-21-311
10/23/94	Kramer, at Det.....	L.....	48-29-309
10/4/81	Evans, at Min.....	L.....	43-26-307
12/13/53	Blanda, vs. Chi.....	L.....	37-20-306
10/18/92	Harbaugh, vs. TB.....	W.....	26-13-304
9/23/91	Harbaugh, vs. NYJ.....	W+.....	42-28-303
9/24/89	Tomczak, at Det.....	W.....	25-15-302
12/6/69	Carter, at SF.....	L.....	49-31-301

## 33 300-yard passing games

One game has gone into overtime.  
None occurred in the playoffs.

Only three games have been at  
Soldier Field: 12/7/80 vs. GB,  
9/23/91 vs. NYJ, 10/18/92 vs. TB

## TOTAL: 18-15 (.545)

At home: 12-4 (.750)  
On the road: 6-11 (.352)

## BY DECADE:

1940-49	4-1 (.800)
1950-59	0-6 (.000)
1960-69	9-4 (.692)
1970-79	1-0 (1.000)
1980-89	2-3 (.400)
1990s	2-1 (.667)

## BY MONTH:

September	3-0 (1.000)
October	6-11 (.352)
November	4-2 (.667)
December	5-2 (.714)

## BY QUARTERBACK:

Blanda, George	0-4
Brown, Ed	1-1
Bukich, Rudy	1-0
Carter, Virgil	0-1
Concannon, Jack	2-0
Evans, Vince	1-2
Harbaugh, Jim	2-0
Kramer, Erik	0-1
Luckman, Sid	3-0
Lujack, Johnny	1-2
McMahon, Jim	0-1
Tomczak, Mike	1-0
Wade, Bill	6-3

## BY TEAM:

Arizona Cardinals	0-0
St. Louis Cardinals	1-0
Chicago Cardinals	1-1
Baltimore Colts	2-0
Dallas Cowboys	1-0
Denver Broncos	0-1
Detroit Lions	3-2
Green Bay Packers	2-0
Los Angeles Rams	1-3
Minnesota Vikings	2-1
New York Giants	1-1
New York Jets	1-0
New York Yankees	0-1
Philadelphia Eagles	1-0
San Francisco 49ers	1-4
Tampa Bay Buccaneers	1-0
Washington Redskins	0-1

# HIGHEST QUARTERBACK RATINGS

		Season	Att	Cmp	Yards	Pct	Y/Att	TD	TD%	Int	Int%	Rate
1	Sid Luckman	1943	202	110	2,194	54.5	10.86	28	13.9	12	5.9	107.8
2	Jim McMahon	1984	143	85	1,146	59.4	8.01	8	5.6	2	1.4	97.8
3	Sid Luckman	1941	119	68	1,181	57.1	9.92	9	7.6	6	5.0	95.5
4	Bill Wade	1961	250	139	2,258	55.6	9.03	22	8.8	13	5.2	93.7
5	Rudy Bukich	1965	312	176	2,641	56.4	8.46	20	6.4	9	2.9	93.6
6	Rudy Bukich	1964	160	99	1,099	61.9	6.87	12	7.5	7	4.4	89.0
7	Jim McMahon	1987	210	125	1,639	59.5	7.80	12	5.7	8	3.8	87.4
8	Ed Brown	1956	168	96	1,667	57.1	9.92	11	6.5	12	7.1	83.1
9	Jim McMahon	1985	313	178	2,392	58.1	7.64	15	4.8	11	3.5	82.8
10	Sid Luckman	1945	217	117	1,725	53.9	7.95	14	6.5	10	4.6	82.6
11	Jim Harbaugh	1990	312	180	2,178	57.7	6.98	10	3.2	6	1.9	81.9
12	Jim McMahon	1982	210	120	1,501	57.1	7.15	9	4.3	7	3.3	80.1
13	Sid Luckman	1942	105	57	1,023	54.3	9.74	10	9.5	13	12.4	80.0
14	Erik Kramer	1994	158	99	1,129	62.7	7.15	8	5.1	8	5.1	79.9
15	Steve Walsh	1994	343	208	2,078	60.6	6.06	10	2.9	8	2.3	77.9



# BEARS HALL OF FAMERS

Since the Hall of Fame opened in Canton, Ohio on September 7, 1963, 180 NFL players and coaches have been inducted. The 23 Bears enshrined in the Hall are the most of any team.

## DOUG ATKINS

Inducted: 1982

## Defensive End

BEARS: 12 seasons (1955-66)

#81

NFL: 17 seasons

Three-time all-NFL (1960, 61, 62)...Eight-time Pro Bowler (1958-64; 66)...Named Outstanding Lineman in 1959 Pro Bowl...Cleveland's first-round pick in 1953 who came to Chicago in a 1955 trade with Browns...Joined Saints for final three seasons via 1967 trade...Conference track champion in the high-jump and scholarship basketball player at Tennessee.

## GEORGE BLANDA

Inducted: 1981

## Quarterback-Kicker

BEARS: 10 seasons (1949-58)

#16, 22

NFL: 26 seasons

NFL all-time leader in seasons (26), games (340), points (2,002), PAT attempts (959), PATs (943), FG attempts (638), and interceptions (277)...Bears career record holder in consecutive games with a score (83), and consecutive extra points (156); fourth in club history with 541 points...Retired in 1959, but returned in 1960 to play seven seasons with Houston (1960-66) and nine with Oakland (1967-75)...Led Oilers to two AFL titles and was 1961 Player of the Year...Set NFL record with 68 pass attempts vs. Buf. (11/1/64)...Voted Male Athlete of the Year by AP in 1970...Finished 340-game career with 2,002 points, 4,007 attempts for 26,920 passing yards and 326 TDs...Retired one month shy of 49th birthday...Played college ball at Kentucky.

## DICK BUTKUS

Inducted: 1979

## Middle Linebacker

BEARS: 9 seasons (1965-73)

#51

NFL: 9 seasons

Third pick of 1965 draft...Beat out incumbent middle linebacker Bill George...Denied Rookie of the Year honors when edged by teammate and fellow Hall of Fame enshrinee Gale Sayers...Voted to first Pro Bowl after his second year, and returned every season...Seven-time all-NFL...Bears all-time leader with 25 fumble recoveries (second in NFL history) and second with 47 turnovers (fumbles + interceptions)...Born and raised in Chicago; attended college at Illinois.

## GEORGE CONNOR

Inducted: 1975

## Tackle-Linebacker

BEARS: 8 seasons (1948-55)

#71, 81

NFL: 8 seasons

First of the big, mobile outside linebackers...All-NFL five times — including 1951 and '52 on both offense and defense...Voted to first four Pro Bowls (1951-54)...Dramatic display in 1952 Pro Bowl when, late in the game with opposition deep in territory, he made a tackle-for-loss on first down, solo stop on second down, sacked QB on third down, and batted down fourth down pass in the endzone...Injuries forced retirement after 1955 season...All-America one year at Holy Cross and two seasons at Notre Dame.

## MIKE DITKA

Inducted: 1988

## Tight End-Coach

BEARS: Player (1961-66), Coach (1982-92)

#89

NFL: 33 seasons

First tight end inducted to the Hall...Credited for changing the tight end from a "third tackle" to a receiving position...NFL Rookie of the Year in '61 with 56 receptions (still a Bears rookie record)...Voted to Pro Bowl following five seasons...His 427 career catches were most in NFL history by a tight end until Kellen Winslow broke the mark in 1980...Holds four Bears records including consecutive games with a reception (49)...Assistant coach for Dallas before being named Bears head coach on January 20, 1982...Guided team to 112 wins, six NFC Central titles, three NFC Championship games, and the Bears only Super Bowl victory...Bears first-round pick (fifth overall) in 1961 from Pittsburgh.

# BEARS HALL OF FAMERS

**JOHN "PADDY" DRISCOLL** Running Back #1, 20  
Inducted: 1965 BEARS: 5 seasons (1920; 26-29) NFL: 10 seasons  
The NFL's first "franchise" player...Triple threat athlete who excelled at running, punting, and drop-kicking for field goals...Played with Chicago Cardinals (1920-25)...Scored 27 points in 1923 game vs. Rochester (four TDs, three PATs)...His 50-yard field goal in 1925 was NFL record for several years...Born in Evanston, IL, and attended Northwestern.

**DANNY FORTMANN** Guard #21  
Inducted: 1965 BEARS: 8 seasons (1936-43) NFL: 8 seasons  
Ninth round pick in NFL's first draft (1936)...As a rookie in 1920, at age 20, he was the league's youngest starter...Signal caller for linemen on offense and deadly tackler on defense...All-NFL from 1938-43...The Bears finished first five times, second twice, and third once during his eight years...Pursued medical studies at University of Chicago while playing with Bears...Played at Colgate.

**BILL GEORGE** Linebacker #61, 72  
Inducted: 1974 BEARS: 14 seasons (1952-65) NFL: 15 seasons  
Joined Bears in 1952 as "middle guard", but became league's first middle linebacker when he dropped off the line in 1954...All-NFL eight times in nine years...Voted to Pro Bowl eight straight seasons (1955-62)...Defensive signal caller final 10 seasons in Chicago...18 career interceptions...His 14 seasons tie for the most by a Bear player...Finished with Rams (1966)...Attended Wake Forest.

**HAROLD "RED" GRANGE** Running Back-Defensive Back #77  
Inducted: 1963 BEARS: 7 seasons (1925; 29-34) NFL: 9 seasons  
Joined Bears on Thanksgiving, 1925—just 10 days following final college game...Attracted crowds of 70,000 at the Polo Grounds and 75,000 in LA Coliseum during 1925 "tour"—16 games in two months to showcase the Galloping Ghost...Left Bears for NY Yankees of AFL in 1926 which joined NFL the following season...Suffered knee injury vs. Bears in 1927, and missed entire '28 season...Rejoined Chicago in 1929, but was "ordinary" ball carrier...Developed into a good defensive back...All-NFL in 1931...Made TD-saving tackle in final seconds of 1933 Championship Game 23-21 win over NY Giants...Played college ball at Illinois.

**GEORGE HALAS** End-Coach-Owner #7  
Inducted: 1963 BEARS: 64 seasons (1920-83) NFL: 64 seasons  
(See bio on page 154)

**ED HEALEY** Tackle #16  
Inducted: 1964 BEARS: 5 seasons (1922-27) NFL: 8 seasons  
Acquired by Halas from Rock Island Independents (1920-22) in exchange for gate receipts (\$100) from late-season game in 1922...Ran more than 30 yards in 1924 to tackle his own teammate who was running the wrong way with an interception...Caught running back George Wilson from behind after hurdling several teammates in 1926 game vs. LA All-Stars...Termed "the most versatile tackle of all-time" by Halas...First president of Bear alumni association (1937)...Graduated from Dartmouth.

**BILL HEWITT** End #56  
Inducted: 1971 BEARS: 5 seasons (1932-36) NFL: 9 seasons  
Last helmetless player...Four time all-NFL (1933, 34, 36, 37) and first to do so with two teams...Designed play to win 1933 NFL Championship: jump pass from fullback to Hewitt who caught and lateraled to another end...Played for Eagles (1937-39), missed 1940-42 seasons before returning with Philadelphia-Pittsburgh (1943)...Career: 101 catches for 1,606 yards and 25 TDs...Average player in high school and at Michigan.



# BEARS HALL OF FAMERS

## STAN JONES

Inducted: 1991

## Tackle/Guard

BEARS: 12 seasons (1954-65)

#78

NFL: 13 seasons

Selected by Chicago in fifth-round of 1953 draft...Started at tackle; switched to guard in 1954 and became eight-time Pro Bowler (1956-62)...Played offense and defense in 1962 but played solely defense in 1963—when the Bears won the NFL Championship...One of the first pro football players to concentrate on weight lifting...Missed just two games in his first 11 seasons...Traded to Redskins (1966) as a favor from Halas so he could finish his career near his Rockville, Maryland home...College Lineman of the Year for 1953 National Champion Maryland Terrapins.

## SID LUCKMAN

Inducted: 1965

## Quarterback

BEARS: 12 seasons (1939-50)

#42

NFL: 12 seasons

Obtained as second pick of 1939 draft...Bears all-time leader in yards (14,686), TDs (137), interceptions (132); second in attempts (1,744) and completions (904)...Club season record holder in QB rating (107.8 in 1943), TDs (28 in 1943), and interceptions (31 in 1947)...Led Bears T-formation attack which won four NFL Titles including 73-0 blitzing of Washington in 1940 Championship...Five-time all-NFL and 1943 league MVP...Passed for record-tying seven TDs in 1943 game vs. Giants...Came out of Columbia University.

## ROY "LINK" LYMAN

Inducted: 1964

## Tackle

BEARS: 7 seasons (1926-34)

#2, 11, 12, 14, 77

NFL: 11 seasons

Pioneered stunting, slanting, and shifting style defense...Began pro career with Canton (1922-23), winning two championships; moved to Cleveland where he again won a championship...Joined Frankford (1925) before finishing with Bears...Left Bears for 1929 season to play semi-pro ball and in 1932 to settle business problems...In his final two seasons Chicago won the NFL Championship (1933) and division (1934)...No high school ball (school had seven boys), but played at Nebraska.

## GEORGE McAFEE

Inducted: 1966

## Running Back-Defensive Back

BEARS: 8 seasons (1940-41; 45-50)

#5, 33

NFL: 8 seasons

Eagles first-round choice in 1940 (second overall)...Immediately traded to Bears for four players...Career average 12.78 yards on 112 punt returns is still NFL record...Returned a kickoff 93 yards for TD in first pro game...Saw little playing time on talent-loaded 1940 and 1941 teams; went into the Navy for WWII; returned in 1945...25 career interceptions...All-America at Duke.

## GEORGE MUSSO

Inducted: 1982

## Tackle-Guard-Defensive Tackle

BEARS: 12 seasons (1933-44)

#16

NFL: 12 seasons

Signed by Halas for just \$90/game plus \$5 in expenses...Elected team captain in fourth season and kept the title remainder of career...First player to win all-NFL at two positions: tackle in 1935 and guard in 1937...College ball at Millikin.

## RETIRED NUMBERS

The Bears have retired 13 numbers which is most in the NFL and ties with baseball's New York Yankees. Both clubs are still short of the NBA's Boston Celtics' 20 retired numbers.

- 3 Bronko Nagurski, RB-T
- 5 George McAfee, RB
- 7 George Halas, E
- 28 Willie Galimore, RB
- 34 Walter Payton, RB
- 40 Gale Sayers, RB
- 41 Brian Piccolo, RB

- 42 Sid Luckman, QB
- 51 Dick Butkus, LB
- 56 Bill Hewitt, E
- 61 Bill George, LB
- 66 Clyde "Bulldog" Turner, C
- 77 Harold "Red" Grange, RB



# BEARS HALL OF FAMERS

## BRONKO NAGURSKI

Inducted: 1963

### Fullback-Tackle

BEARS: 9 seasons (1930-37; 43)

#3, 16

NFL: 9 seasons

Powerful, punishing runner who was also a threat to pass...Retired after eight seasons (1937) for a more profitable wrestling career...Returned in 1943 when Bears were short of players (due to WWII)...Played mostly at tackle, but scored TD to put Bears ahead to stay in 1943 Championship game...Ninth in Bears career rushing...High school teams were winless...All-American at Minnesota.

## WALTER PAYTON

Inducted: 1993

### Running Back

BEARS: 13 seasons (1975-87)

#34

NFL: 13 seasons

(Payton's stats on page 155)

## GALE SAYERS

Inducted: 1977

### Running Back

BEARS: 7 seasons (1965-71)

#40

NFL: 7 seasons

Fourth pick of 1965 draft...Had 77-yard PR, 93-yard KOR and 25-yard TD pass in first pre-season game...Amassed 2,272 net yards and a rookie-record 22 TDs including record-tying six TDs vs. SF in inaugural season...Picked Rookie of the Year over Butkus...Voted to five Pro Bowls (1966-70) and was Offensive MVP of three...Suffered right knee injury in 1968, but bounced back for second 1,000-yard season...Left knee injury in 1970 ended career...Led NFL in rushing in '66 and '69...20 100-yard rushing games...Fourth on Bears all-time rushing list...Averaged 5.0 yards per carry in career...Set 23 club records and seven NFL marks...Youngest player ever elected to the Hall (34 years old) and his effective playing time is also the shortest of any Hall of Famer...Star back at Kansas.

## JOE STYDAHAR

Inducted: 1967

### Tackle

BEARS: 9 seasons (1936-42; 45-46)

#13, 18

NFL: 9 seasons

First player ever drafted by Bears...All-NFL left tackle (1937-40)...Left for WWII (1943-44), but returned to lead Chicago to 1946 Championship...Star player at West Virginia.

## GEORGE TRAFTON

Inducted: 1964

### Center

BEARS: 13 seasons (1920-32)

#13

NFL: 13 seasons

All-NFL center (unofficially) in eight of 13 seasons...Strong, tough, mean player—put four Rock Island players out of action in first 12 plays of a 1920 game...Notre Dame career was cut short when Knute Rockne caught him playing semi-pro ball.

## CLYDE "BULLDOG" TURNER

Inducted: 1966

### Center-Linebacker

BEARS: 13 seasons (1940-52)

#66

NFL: 13 seasons

First-round draft pick in 1940...Flawless snapper and excellent blocker who was all-NFL six times...Could also play guard or tackle...Led league in 1942 with eight interceptions at linebacker...Played running back in emergency situations, scored 48-yard TD in 1944...Had 96-yard interception return for TD in 1947...Played college ball for Hardin-Simmons.

In addition to the 23 Bears Hall of Famers, there are six other inductees who spent part of their careers with Chicago:

Player	Position	With Bears	Other teams
Jim Conzelman	Quarterback	1920	Rock Island Independents, Milwaukee Badgers, Detroit Panthers, Providence Steam Roller
Guy Chamberlin	End	1920-21	Canton, Cleveland Bulldogs, Frankfort, Chi. Cardinals
Walt Kiesling	Guard	1934	Duluth, Pottsville, Chi. Cards, Green Bay, Pittsburgh Pirates
Bobby Layne	Quarterback	1948	NY Bulldogs, Detroit, Pittsburgh
Alan Page	Defensive Tackle	1978-81	Minnesota Vikings
Jim Finks	General Manager	1974-83	Minnesota Vikings, New Orleans Saints

# ALL-TIME FIRST-ROUND PICKS

Year	Pick	Player (position)	College	Year	Pick	Player (position)	College
1995	21st	Rashaan Salaam (RB)	Colorado	1964	14th	Dick Evey (DT)	Tennessee
1994	11th	John Thierry (DE)	Alcorn State	1963a	10th	(To LA Rams for Joe Marconi, RB)	
1993	7th	Curtis Conway (WR)	USC	1963b	11th	Dave Behrman (C)	Michigan State
1992	22nd	Alonzo Spellman (DE)	Ohio State			(from Pit. for Ed Brown, QB)	
1991	22nd	Stan Thomas (T)	Texas	1962	7th	Ronnie Bull (RB)	Baylor
1990	6th	Mark Carrier (S)	USC	1961	5th	Mike Ditka (TE)	Pittsburgh
1989a	11th	Donnell Woolford (DB)	Clemson	1960	7th	Roger Davis (G)	Syracuse
		(from LA Raiders for Willie Gault, WR)		1959	7th	Don Clark (HB)	Ohio State
1989b	12th	Trace Armstrong (DE)	Florida	1958	7th	Chuck Howley (LB/G)	West Virginia
		(from Wash. for Wilber Marshall, LB)		1957	13th	Earl Leggett (DT)	LSU
1989c	25th	(To Miami for 2nd and 3rd round picks)		1956	10th	Menan "Tex" Schriewer (E)	Texas
1988a	23rd	Brad Muster (FB)	Stanford	1955	11th	Ron Drzewiecki (HB)	Marquette
1988b	27th	Wendell Davis (WR)	LSU	1954	6th	Stan Wallace (HB)	Illinois
		(from Wash. for Wilber Marshall, LB)		1953	6th	Billy Anderson (HB)	Compton JC
1987	26th	Jim Harbaugh (QB)	Michigan	1952	8th	Jim Dooley (FL/HB)	Miami (FL)
1986	27th	Neal Anderson (RB)	Florida	1951a	2nd	Bob Williams (QB)	Notre Dame
1985	22nd	William Perry (DT)	Clemson			(from New York Yankees)	
1984	11th	Wilber Marshall (LB)	Florida	1951b	10th	Billy Stone (HB)	Bradley
1983a	6th	Jim Covert (T)	Pittsburgh			(from disbanded Colts)	
1983b	18th	Willie Gault (WR)	Tennessee	1951c	16th	Gene Schroeder (E)	Virginia
		(from TB for 1982 second round pick)		1950	2nd	Chuck Hunsinger (HB)	Florida
1982	5th	Jim McMahon (QB)	BYU		10th	Harper Davis (HB)	Mississippi St.
1981	11th	Keith Van Horn (T)	USC			(from dispersal draft)	
1980	19th	Otis Wilson (LB)	Louisville	1949	10th	Dick Harris (C)	Texas
1979a	4th	Dan Hampton (DT)	Arkansas	1948a	7th	Bobby Layne (QB)	Texas
		(from TB for Wally Chambers, DT)				(from Det. through Pit. for Ray Evans, HB)	
1979b	9th	Al Harris (DE)	Arizona State	1948b	13th	Max Baumgardner (E)	Texas
1978	20th	(To Cleveland for Mike Phipps, QB)		1947a	1st	Bob Fenimore (HB)	Oklahoma St.
1977	15th	Ted Albrecht (T)	California			(Bonus Choice)	
1976	8th	Dennis Lick (T)	Wisconsin	1947b	11th	Don Kindt (HB)	Wisconsin
		(from Atl. for first and third round picks)		1946	4th	Johnny Lujack (QB)	Notre Dame
1975	4th	Walter Payton (RB)	Jackson State	1945	7th	Don Lund (HB)	Michigan
1974a	4th	Waymond Bryant (LB)	Tennessee St.	1944	8th	Ray Evans (HB)	Kansas
1974b	20th	Dave Gallagher (DE)	Michigan	1943	9th	Bob Steuber (HB)	Missouri
		(from LA Rams for Dick Gordon, WR)		1942	10th	Frankie Albert (QB)	Stanford
1973	8th	Wally Chambers (DT)	E. Kentucky	1941a	1st	Tom Harmon (HB)	Michigan
1972a	3rd	Lionel Antoine (T)	S. Illinois			(from Phil. for John Schiechl, C)	
		(from Giants for Hyland and McRae)		1941b	3rd	Norm Standee (FB)	Stanford
1972b	12th	Craig Clemons (S)	Iowa			(from Pit. for Billy Patterson, QB)	
1971	11th	Joe Moore (RB)	Missouri	1941c	9th	Don Scott (HB)	Ohio State
1970	2nd	(To GB for Caffey, Pitts, and Hyland)		1940	7th	Clyde "Bulldog" Turner (C/LB)	Hardin-Sim's
1969	14th	Rufus Mayes (T)	Ohio State	1939a	2nd	Sid Luckman (QB)	Columbia
1968	17th	Mike Hull (RB)	USC	1939b	6th	Bill Osinski (FB)	Holy Cross
1967	10th	Loyd Phillips (DE)	Arkansas			(from Pit. for Eggs Manske, E)	
1966	12th	George Rice (DT)	LSU	1938	10th	Joe Gray (HB)	Oregon State
1965a	3rd	Dick Butkus (LB)	Illinois	1937	8th	Les McDonald (E)	Nebraska
		(from Pit. for '64 second and fourth rd. picks)		1936	6th	Joe Stydahar (T)	West Virginia
1965b	4th	Gale Sayers (RB)	Kansas				
1965c	6th	Steve DeLong (DE)	Tennessee				
		(from Wash. for Cola and Williams)					



# RECENT BEAR DRAFTS

## 1995

1. SALAAM, Rashaan, RB, Colorado
- 2a. RILEY, Pat, DL, Miami-FL
- 2b. SAUERBRUN, Todd, P-KO, West Virginia  
(from Dolphins on 4/4/95 for Trace Armstrong)
- 3a. HARRIS, Sean, LB, Arizona
- 3b. PILGRIM, Evan, G, BYU  
(from Dolphins for Trace Armstrong)
4. JACKSON, Jack, WR, Florida  
(to Pittsburgh on 8/29/94 in exchange for Jeff Graham)
- 6a. GALES, Kenny, CB, Wisconsin
- 6b. REEVES, Carl, DE, NC State  
(from Dallas with V. Smith and Minter for Roper, Blackwell, and Paul)
7. COX, Jamal, LB, Georgia Tech

## 1994

1. THIERRY, John, DE, Alcorn State
2. SPEARS, Marcus, T, Northwestern State (LA)
3. FLANIGAN, Jim, DT, Notre Dame
4. HARRIS, Raymond, FB, Ohio State  
(from Dallas on 8/17/93 with V. Smith and Minter for Roper, Blackwell, and Paul; traded to Pittsburgh 10/19/93 for Tim Worley)
6. HILL, Lloyd, WR, Texas Tech
7. COLLIER, Dennis, S, Colorado

## 1993

1. CONWAY, Curtis, WR/KR, USC
2. SIMPSON, Carl, DT, Florida State
3. GEDNEY, Chris, TE, Syracuse
- 4a. PERRY, Todd, G, Kentucky  
(from Cleveland in Jay Hilgenberg trade)
- 4b. BAKER, Myron, LB, Louisiana Tech  
(from Ind. with 6th-round for Bears' 4th-round)
- 4c. FONTENOT, Albert, DE, Baylor  
(from GB for Bears' 5th, and 6th from Ind.)
6. HOFFMANN, Dave, MLB, Washington
7. JOHNSON, Keshon, CB, Arizona  
(to Seattle for restricted free agent Joe Cain)

## 1992

1. SPELLMAN, Alonzo, DT, Ohio State
2. AUZENNE, Troy, T, California
3. LINCOLN, Jeremy, CB, Tennessee
4. FURRER, Will, QB, Virginia Tech
5. HARRISON, Todd, TE, N. Carolina State
6. BERRY, Mark, DB, Texas
7. BROWN III, John, WR, Houston  
(traded to NYJ on 8/18/91 for Ron Mattes)
9. JURKOVIC, Mirko, G, Notre Dame
10. FISHER, Nikk, FB, Virginia
11. AGE, Louis, T, SW Louisiana
12. WILSON, Chris, LB, Oklahoma

## 1991

1. THOMAS, Stan, T, Texas
2. ZORICH, Chris, DT, Notre Dame
3. GARDOCKI, Chris, P/K, Clemson
4. JOHNSON, Joe, CB, NC State
5. MORGAN, Anthony, WR, Tennessee
6. LEWIS, Darren, RB, Texas A & M
7. JUSTIN, Paul, QB, Arizona State
8. HORTON, Larry, DB, Texas A & M
9. STONEBREAKER, Michael, LB, Notre Dame
10. BACKES, Tom, DE, Oklahoma
11. LONG, Stacy, G, Clemson
12. COOK, John, DT, Washington

## 1990

1. CARRIER, Mark, S, USC
- 2a. WASHINGTON, Fred, DT, TCU
- 2b. COX, Ron, LB, Fresno St.  
(from San Diego in Jim McMahon trade)
- 3a. RYAN, Tim, DT, USC
- 3b. WILLIS, Peter Tom, QB, Florida St.  
(from Raiders in Willie Gault trade)
4. MOSS, Tony, WR, LSU
5. CHAFFEY, Pat, FB, Oregon St.
6. MANGUM, John, DB, Alabama
7. ANDERSON, Bill, C, Iowa  
(from Raiders for Bears' seventh-round pick)
8. ROUSE, James, RB, Arkansas
9. BAILEY, Johnny, RB, Texas A & I
10. PRICE, Terry, DT, Texas A & M
- 11a. WHITE, Brent, DE, Michigan
- 11b. MATUSZ, Roman, T, Pittsburgh  
(from Raiders for Bears' seventh-round pick)
12. COONEY, Anthony, DB, Arkansas

## 1989

- 1a. WOOLFORD, Donnell, DB, Clemson  
(from LA Raiders for Willie Gault)
- 1b. ARMSTRONG, Trace, DE, Florida  
(from Wash. for Wilber Marshall)
- 1c. (to Miami for Dolphins' 2nd and 3rd-round picks)
- 2a. ROPER, John, LB, Texas A&M  
(from Miami for Bears' first-round pick)
- 2b. ZAWATSON, Dave, OT, California
3. FONTENOT, Jerry, G, Texas A&M  
(from Miami for Bears' first-round pick)
- 4a. PAUL, Markus, S, Syracuse  
(from Raiders for Bears' fourth & sixth-rd. picks)
- 5a. GREEN, Mark, RB, Notre Dame
- 5b. GILBERT, Greg, LB, Alabama
- 7a. BROTHERS, Richard, S, Arkansas
- 7b. SNYDER, Brent, QB, Utah St.
- 8a. WOODS, Tony, DT, Oklahoma
- 8b. DYKO, Chris, OT, Washington St.
- 9b. HARPER, LaSalle, LB, Arkansas
- 9a. SANDERS, Byron, RB, Northwestern
- 10a. MILLIKAN, Todd, TE, Nebraska
- 10b. SIMPSON, John, WR, Baylor
- 11a. NELMS, Joe, DT, California
- 11b. STREETER, George, S, Notre Dame
- 12a. WEYGAND, Freddy, WR, Auburn
- 12b. PHILLIPS, Anthony, G, Oklahoma  
\* from Phil. for Bears' third-round pick



# RECENT BEAR DRAFTS

## 1988

- 1a. MUSTER, Brad, FB, Stanford
- 1b. DAVIS, Wendell, WR, LSU  
(from Washington for Wilber Marshall)
2. JONES, Dante, LB, Oklahoma
3. JARVIS, Ralph, DE, Temple
4. THORNTON, Jim, TE, Cal. St.-Fullerton
5. JOHNSON, Troy, LB, Oklahoma
6. STINSON, Lemuel, CB, Texas Tech
7. RENTIE, Caesar, T, Oklahoma
- 8a. TATE, David, S, Colorado
- 8b. REED, Harvey, RB, Howard  
(from New England for Doug Flutie)
9. MAGEE, Rogie, WR, LSU
10. PORTER, Joel, T, Baylor
11. FORCH, Steve, LB, Nebraska
12. CLARK, Greg, LB, Arizona St.

## 1987

1. HARBAUGH, Jim, QB, Michigan
2. MORRIS, Ron, WR, SMU  
(Choice to LA Rams for Flutie)
3. SMITH, Sean, DE, Grambling
4. BRYAN, Steve, DE, Oklahoma
- 5b. JOHNSON, Will, LB/DE, NE Louisiana
6. ADICKES, John, C, Baylor
7. HARRIS, Archie, T, William & Mary
8. MIGLIAZZO, Paul, LB, Oklahoma
9. HEIMULI, Lakei, FB, BYU
10. CHAPURA, Dick, DT, Missouri
11. JESSIE, Tim, RB, Auburn
12. JEFFRIES, Eric, DB, Texas

## 1986

1. ANDERSON, Neal, RB, Florida
2. JACKSON, Vestee, DB, Washington
3. WILLIAMS, David, WR, Illinois
4. BLAIR, Paul, T, Oklahoma St.
5. BARNES, Lew, WR, Oregon
6. POWELL, Jeff, RB, Tennessee
7. JONES, Bruce, DB, N Alabama
8. DOUGLASS, Maurice, DB, Kentucky
9. TELTSCHIK, John, P, Texas
10. HUNDLEY, Barton, DB, Kansas St.
11. KOZLOWSKI, Glen, WR, BYU
12. (Choice to San Diego for Buford)

## 1985

1. PERRY, William, DT, Clemson
2. PHILLIPS, Reggie, DB, SMU
3. MANESS, James, WR, TCU
4. BUTLER, Kevin, K, Georgia  
(Choice to New York Jets)
6. (Choice to LA Rams)
7. BENNETT, Charles, DE, SW Louisiana
8. BUXTON, Steve, T, Indiana St.
9. SANDERS, Thomas, RB, Texas A&M
10. CORYATT, Pat, DT, Baylor
11. MORRISSEY, Jim, LB, Michigan St.
12. (Choice to San Diego)

## 1984

1. MARSHALL, Wilber, LB, Florida
2. RIVERA, Ron, LB, California
3. HUMPHRIES, Stefan, G, Michigan
4. ANDREWS, Tom, G, Louisville  
(Choice to Washington)
6. (Choice to Dallas)
7. ROBERTSON, Nakita, RB, Cen. Arkansas
8. ANDERSON, Brad, WR, Arizona  
(Choice to San Francisco)
- 9b. CASALE, Mark, QB, Montclair St.  
(from Cleveland)
- 10a. VESTMAN, Kurt, TE, Idaho
- 10b. GAYLE, Shaun, DB, Ohio St.  
(from Cleveland)
- 11a. (Choice to LA Rams)
- 11b. BUTKUS, Mark, DT, Illinois  
(from Cleveland)
- 12a. (Choice to Miami through San Francisco)
- 12b. JORDAN, Donald, RB, Houston  
(from Cleveland)

## 1983

- 1a. COVERT, Jim, T, Pittsburgh
- 1b. GAULT, Willie, WR, Tennessee  
(from Tampa Bay)
2. RICHARDSON, Mike, DB, Arizona St.
3. DUERSON, Dave, DB, Notre Dame
- 4a. THAYER, Tom, G/C, Notre Dame
- 4b. DUNSMORE, Pat, TE, Drake  
(Choice to New England)
6. (Choice to Cleveland)
7. (Choice to Cleveland)
- 8a. DENT, Richard, DE, Tennessee St.
- 8b. BORTZ, Mark, DT, Iowa
- 9a. FADA, Rob, G, Pittsburgh
- 9b. ZAVAGNIN, Mark, LB, Notre Dame  
(from Cleveland through San Francisco)
10. HUTCHISON, Anthony, RB, Texas Tech
11. WORTHY, Gary, RB, Wilmington
- 12a. WILLIAMS, Oliver, WR, Illinois  
(from San Francisco)
- 12b. (Choice to San Diego)

## 1982

1. McMAHON, Jim, QB, BYU  
(Choice to Tampa Bay)
2. WRIGHTMAN, Tim, TE, UCLA
4. GENTRY, Dennis, RB, Baylor
- 5a. HARNETT, Perry, G, SMU
- 5b. TABRON, Dennis, DB, Duke  
(from San Diego)
6. BECKER, Kurt, G, Michigan
7. WAECHTER, Henry, DT, Nebraska
8. DOERGER, Jerry, T, Wisconsin
9. HATCHETT, Mike, DB, Texas
10. TURNER, Joe, DB, USC
11. BOLIAUX, Guy, LB, Wisconsin
12. YOUNG, Ricky, LB, Oklahoma St.

# BEARS ALL-TIME ROSTER

What follows is a list of 1,033 players who have been on the Chicago Bears' active roster for at least one NFL game between 1920 and 1994.

\* indicates deceased players  
( ) indicates seasons with the Bears  
Year indicates first Bear season

Abbey, Joe (North Texas State).....	E	(2)	1948
Adamle, Mike (Northwestern).....	RB	(2)	1975
Adams, John (LSU).....	B	(4)	1959
Adickes, John (Baylor).....	C	(2)	1987
Adkins, Roy* (Millikin & Bethany).....	G	(2)	1920
Age, Louis (SW Louisiana).....	T	(1)	1992
Akin, Len (Baylor).....	G	(1)	1942
Albrecht, Ted (California).....	T	(5)	1977
Allen, Duane (Santa Ana).....	E	(2)	1966
Allen, Eddie (Pennsylvania).....	FB	(1)	1947
Allen, Egypt (TCU).....	DB	(1)	1987
Allman, Robert (Michigan State).....	E	(1)	1936
Althoff, Jim (Winona State).....	DT	(1)	1987
Amsler, Marty (Evansville).....	DE	(2)	1967
Anderson, Art (Idaho).....	T	(2)	1961
Anderson, Brad (Arizona).....	WR	(2)	1984
Anderson, Ed* (Notre Dame).....	E	(1)	1923
Anderson, Henry (Northwestern).....	G	(1)	1931
Anderson, Hunk* (Notre Dame).....	G	(6)	1922
Anderson, Marcus (Tulane).....	WR	(1)	1981
Anderson, Neal (Florida).....	RB	(8)	1986
Anderson, Ralph* (Los Angeles St.).....	E	(1)	1958
Anderson, William (Compton JC).....	HB	(2)	1953
Andrews, Tom (Louisville).....	C	(2)	1984
Antoine, Lionel (Southern Illinois).....	T	(6)	1972
Apolskis, Charles* (DePaul).....	E	(2)	1938
Ardizzone, Tony (Northwestern).....	C	(1)	1979
Armstrong, Trace (Florida).....	DT	(6)	1989
Arnett, Jon (USC).....	HB	(3)	1964
Arp, John (Lincoln).....	T	(1)	1987
Artoe, Lee (California).....	T	(4)	1940
Ashburn, Clifford (Nebraska).....	T	(1)	1930
Asher, Bob (Vanderbilt).....	T	(4)	1972
Ashmore, M. Roger* (Gonzaga).....	T	(1)	1927
Aspatore, Edward* (Marquette).....	T	(1)	1934
Atkins, Doug (Tennessee).....	E	(12)	1955
Atkins, Kelvin (Illinois).....	LB	(1)	1983
Autrey, Billy (SF Austin).....	C	(1)	1953
Auzenne, Troy (California).....	T	(3)	1992
Avellini, Bob (Maryland).....	QB	(10)	1975
Aveni, John (Indiana).....	EB	(2)	1959

Babartsky, Al (Fordham).....	T	(3)	1943
Babinecz, John (Villanova).....	LB	(1)	1975
Badaczewski, J. (Western Reserve).....	G	(1)	1953
Bailey, Johnny (Texas A & I).....	WR	(2)	1990
Baisi, Al (West Virginia).....	G	(3)	1940
Baker, Myron (Louisiana Tech).....	LB	(2)	1993
Banks, Fred (Liberty).....	WR	(1)	1993

Barker, Richard* (Iowa State).....	G	(1)	1921
Barnes, Erich (Purdue).....	HB	(3)	1958
Barnes, Gary (Clemson).....	E	(1)	1964
Barnes, Joe (Texas Tech).....	QB	(1)	1974
Barnes, Lew (Oregon).....	WR	(1)	1986
Barnett, Steve (Oregon).....	T	(1)	1963
Barnhardt, Tom (North Carolina).....	P	(1)	1987
Barwegen, Richard* (Purdue).....	G	(3)	1950
Baschnagel, Brian (Ohio State).....	WR	(9)	1976
Bassi, Dick* (Santa Clara).....	G	(2)	1938
Battles, Bill (Brown).....	E	(1)	1939
Bauman, Alf (Northwestern).....	T	(3)	1948
Bausch, Frank* (Kansas).....	C	(4)	1937
Baynham, Craig (Georgia Tech).....	RB	(1)	1970
Becker, Dave (Iowa).....	S	(1)	1980
Becker, Doug (Notre Dame).....	LB	(1)	1978
Becker, Kurt (Michigan).....	G	(8)	1982
Becker, Wayland (Marquette).....	E	(1)	1934
Bell, Bob (Missouri).....	LB	(1)	1987
Bell, Kay (Washington State).....	T	(1)	1937
Bell, Todd (Ohio State).....	S	(6)	1981
Bennett, Ben (Duke).....	QB	(1)	1987
Benton, Jim (Arkansas).....	E	(1)	1943
Bergerson, Gilbert* (Oregon State).....	G	(2)	1932
Berry, Connie, M. (NC State).....	E	(5)	1942
Berry, Royce (Houston).....	DE	(1)	1976
Best, Art (Kent State).....	RB	(2)	1977
Bettis, Tom (Purdue).....	LB	(1)	1963
Bettridge, John (Ohio State).....	HB	(1)	1937
Bingham, Don (Sul Ross).....	HB	(1)	1956
Bishop, Bill (North Texas).....	T	(9)	1952
Bishop, Don (Los Angeles City).....	E	(1)	1959
Bivins, Charles* (Morris Brown).....	HB	(7)	1960
Bjork, Del* (Oregon).....	T	(2)	1937
Blackburn, J.A. ....	T	(1)	1923
Blacklock, Hugh* (Michigan State).....	T	(6)	1920
Blackman, Lennon (Tulsa).....	HB	(1)	1930
Blackwell, Kelly (TCU).....	TE	(1)	1992
Blair, Paul (Oklahoma State).....	T	(2)	1986
Blanda, George (Kentucky).....	QB-C	(10)	1949
Blaylock, Anthony (Winston-Salem).....	CB	(1)	1993
Boden, Lynn (South Dakota State).....	G	(1)	1979
Bolan, George* (Purdue).....	FB	(4)	1921
Bonderant, JB* (DePaul).....	C	(1)	1922
Boone, JR (Tulsa).....	HB	(4)	1948
Bortz, Mark (Iowa).....	G	(12)	1983
Boso, Cap (Illinois).....	TE	(5)	1987
Bowers, Sam (Fordham).....	TE	(1)	1987
Brackett, Mark (Auburn).....	T	(2)	1956
Bradley, Chuck (Oregon).....	TE	(1)	1977
Bradley, Ed (Wake Forest).....	G	(2)	1950
Bradley, Steve (Indiana).....	QB	(1)	1987
Braidwood, Charles* (Chattanooga).....	E	(1)	1932
Bramhall, Art (DePaul).....	HB	(1)	1931
Bratkowski, Zeke (Georgia).....	QB	(6)	1954
Bray, Ray* (Western Michigan).....	G	(10)	1939
Brewers, Chris (Arizona).....	RB	(1)	1987
Brink, Larry (Northern Illinois).....	E	(1)	1954
Britton, Earl* (Illinois).....	FB	(1)	1925
Brockman, Edward (Oklahoma).....	B	(1)	1930
Brooks, Anthony (E. Texas St.).....	WR	(1)	1993
Brown, Charlie (Syracuse).....	DB	(2)	1966



# BEARS ALL-TIME ROSTER

Brown, Ed (San Francisco).....	QB	(8)	1954
Brown, Kevin (W Texas State).....	P	(1)	1987
Brown, William (Illinois).....	FB	(1)	1961
Bruer, Bob (Mankato State).....	TE	(1)	1976
Brumbaugh, Carl* (Florida).....	QB	(8)	1930
Brupbacher, Ross (Texas A&M).....	LB	(4)	1970
Bryan, Johnny* (Chicago).....	HB	(4)	1922
Bryant, Raymond (Tennessee St.).....	LB	(4)	1974
Buck, Arthur (John Carroll).....	HB	(1)	1941
Buckler, William "Bill" (Alabama).....	G	(6)	1926
Buffone, Doug (Louisville).....	LB	(14)	1966
Buford, Maury (Texas Tech).....	P	(5)	1985
Buivid, Ray* (Marquette).....	QB-HB	(2)	1937
Bukich, Rudy (USC).....	QB	(9)	1958
Bull, Ronnie (Baylor).....	B	(9)	1962
Burdick, Lloyd* (Illinois).....	T	(2)	1931
Burgeis, Glenn (Tulsa).....	T	(1)	1945
Burger, Todd (Penn State).....	G	(2)	1993
Burks, Randy (SE Oklahoma St.).....	WR	(1)	1976
Burman, George (Northwestern).....	T	(1)	1964
Burton, James (Fresno State).....	CB	(1)	1994
Buss, Arthur (Michigan State).....	T	(2)	1934
Bussey, Young* (LSU).....	QB	(2)	1940
Butkus, Dick (Illinois).....	LB	(9)	1965
Butler, Gary (Rice).....	TE	(1)	1975
Butler, Kevin (Georgia).....	K	(10)	1985
Buzin, Rich (Penn State).....	T	(1)	1972

## C

Cabral, Brian (Colorado).....	LB	(5)	1981
Cadile, James (San Jose State).....	G	(11)	1962
Caffey, Lee Roy* (Texas A&M).....	LB	(1)	1970
Cain, Joe (Oregon Tech).....	LB	(2)	1993
Cailland, Lee (Louisville).....	CB	(1)	1969
Cameron, Jack (Winston-Salem).....	WR	(1)	1984
Campana, Al (Youngstown).....	HB	(4)	1950
Campbell, Gary (Colorado).....	LB	(7)	1977
Campbell, Leon (Arkansas).....	FB	(3)	1952
Canady, James (Texas).....	HB	(2)	1948
Carrier, Mark (USC).....	S	(5)	1990
Carey, Bob* (Michigan State).....	E	(1)	1958
Carl, Harold (Wisconsin).....	HB	(1)	1956
Carlson, Jules "Zuck" (Oregon St.).....	G	(8)	1929
Caroline, JC (Illinois).....	HB	(10)	1956
Carter, Tony (Minnesota).....	RB	(1)	1994
Carter, Virgil (BYU).....	QB	(4)	1968
Casares, Rick (Florida).....	FB	(10)	1955
Casey, Tim (Oregon).....	LB	(1)	1969
Castete, Jesse (McNeese State).....	HB	(1)	1956
Chamberlin, Guy* (Nebraska).....	E	(2)	1920
Chambers, Wally (E Kentucky).....	DT	(5)	1973
Chapua, Dick (Missouri).....	DT	(3)	1987
Chesley, Al (Pittsburgh).....	LB	(1)	1982
Chesney, Chester "Chet" (DePaul).....	C	(2)	1939
Childs, Clarence (Florida A&M).....	DB	(1)	1968
Christian, Bob (Northwestern).....	FB	(3)	1992
Cifers, Ed (Tennessee).....	E	(2)	1947
Clark, Darryl (Texas).....	RB	(1)	1987
Clark, Gail (Michigan State).....	LB	(1)	1973
Clark, Greg (Arizona State).....	LB	(1)	1988
Clark, Harry (West Virginia).....	HB	(4)	1940

Clark, Herman* (Oregon State).....	G	(5)	1952
Clark, Phil (Northwestern).....	DB	(1)	1970
Clarkson, Stuart* (Texas A&I).....	G	(7)	1942
Clemons, Craig (Iowa).....	S	(6)	1972
Coady, Rich (Memphis State).....	C/E	(5)	1970
Cobb, Mike (Michigan State).....	TE	(4)	1978
Cobb, Trevor (Rice).....	RB	(1)	1994
Cody, Ed (Purdue).....	FB	(2)	1949
Cole, Angelo (USC).....	HB	(4)	1960
Cole, Emerson (Toledo).....	FB	(1)	1952
Cole, Linzy (TCU).....	WR	(1)	1970
Coley, James (Clemson).....	TE	(1)	1990
Concannon, Jack (Boston College).....	QB	(5)	1967
Conkright, Bill* (Oklahoma).....	C	(2)	1937
Connor, George (Notre Dame).....	T	(8)	1948
Conway, Curtis (USC).....	WR	(2)	1993
Conzelman, Jim* (Washington).....	HB	(1)	1920
Cook, Marv (Iowa).....	TE	(1)	1994
Cooke, Ed (Maryland).....	E	(1)	1958
Copeland, Ron* (UCLA).....	WR	(1)	1969
Corbett, George* (Milikin).....	HB	(7)	1932
Cornish, Frank (Grambling).....	DT	(4)	1966
Corzine, Lester (Davis & Elkins).....	HB	(1)	1938
Cotton, Craig (Youngstown).....	TE	(1)	1973
Covert, Jim (Pittsburgh).....	T	(8)	1983
Cowan, Les (McMurry).....	T	(1)	1951
Cox, Ron (Fresno State).....	LB	(5)	1990
Crawford, Fred (Duke).....	T	(2)	1934
Crawford, James "Mush" (Illinois).....	G	(1)	1925
Croft, Abe* (SMU).....	E	(2)	1944
Croftcheck, Don (Indiana).....	G	(1)	1967
Cross, Bob* (SF Austin State).....	T	(2)	1952
Culver, Alvin (Notre Dame).....	T	(1)	1932
Cunningham, Harold (Ohio State).....	E	(1)	1929
Curchin, Jeff (Florida State).....	T	(2)	1970

## D

Daffer, Ted (Tennessee).....	E	(1)	1954
Damore, John (Northwestern).....	C	(2)	1957
Daniell, Jim (Ohio State).....	T	(1)	1945
Daniels, Dick (Pacific-Oregon).....	S	(2)	1969
Davis, Art (Alabama State).....	T	(2)	1953
Davis, Fred (Alabama).....	T	(6)	1946
Davis, Harper (Mississippi State).....	HB	(1)	1950
Davis, John (Missouri).....	DB	(1)	1970
Davis, Roger (Syracuse).....	G	(4)	1960
Davis, Wendell (LSU).....	WR	(6)	1988
Dean, Fred (Texas Southern).....	G	(1)	1977
DeCorrvont, Bill (Northwestern).....	HB	(2)	1948
DeLong, Steve (Tennessee).....	DE	(1)	1972
Deloplain, Jack (Salem).....	RB	(1)	1979
Dempsey, Frank (Florida).....	G	(4)	1950
Denney, Austin (Tennessee).....	E	(3)	1967
Dent, Richard (Tennessee St.).....	DE	(11)	1983
Devlin, Chris (Penn State).....	LB	(1)	1978
Dewveall, Willard (SMU).....	E	(2)	1959
Digris, Bernie (Holy Cross).....	T	(1)	1943
Dimancheff, Boris Babe (Purdue).....	HB	(1)	1952
Ditka, Mike (Pittsburgh).....	TE	(6)	1961
Dodd, Al (NW Louisiana).....	DB	(1)	1967
Doehring, John "Bull".....	FB	(6)	1932



# BEARS ALL-TIME ROSTER

Doerger, Jerry (Wisconsin).....	T	(1)	1982
Donchez, Tom (Penn State).....	RB	(1)	1975
Dooley, Jim (Miami-OH).....	E	(9)	1952
Dottley, John (Mississippi).....	FB	(3)	1951
Douglas, Merrill (Utah).....	FB	(3)	1958
Douglass, Bobby (Kansas).....	QB	(7)	1969
Douglass, Maurice (Kentucky).....	DB	(8)	1986
Douthitt, Earl (Iowa).....	S	(1)	1975
Dreher, Ferd (Denver).....	E	(1)	1938
Dressen, Charley.....	QB	(1)	1920
Drews, Ted (Princeton).....	E	(1)	1928
Dreyer, Wally (Wisconsin).....	HB	(1)	1949
Driscoll, Paddy* (Northwestern).....	HB	(5)	1920
Drulis, Chuck* (Temple).....	G	(6)	1942
Drury, Lyle (St. Louis).....	E	(2)	1930
Drzewicki, Ron (Marquette).....	HB	(2)	1955
Duarte, George (N Arizona).....	CB	(1)	1987
Duerson, Dave (Notre Dame).....	S	(6)	1983
Dugger, Jack (Ohio State).....	E	(1)	1949
Dunlap, Bob (Oklahoma).....	QB	(1)	1935
Dunsmore, Pat (Drake).....	TE	(2)	1983
Dyko, Chris (Washington St.).....	T	(1)	1989

## E

Earl, Robin (Washington).....	RB-TE	(6)	1977
Ecker, Ed* (John Carroll).....	T	(1)	1947
Edwards, Cid (Tennessee State).....	RB	(1)	1975
Ellis, Allan (UCLA).....	CB	(7)	1973
Elmes, Leland* (Bradley).....	QB	(1)	1929
Ely, Harold (Iowa*).....	G	(1)	1932
Ely, Larry (Iowa).....	LB	(1)	1975
Engelbreten, Paul* (Northwestern).....	G	(1)	1932
Englund, Harry.....	E	(4)	1920
Epps, Tory (Memphis State).....	DT	(2)	1993
Erickson, Harold* (Wash. & Jeff.).....	HB	(1)	1925
Evans, Earl (Harvard).....	T	(4)	1926
Evans, Fred (Notre Dame).....	HB	(1)	1948
Evans, Vince (USC).....	QB	(7)	1977
Evey, Dick (Tennessee).....	T	(6)	1964

## F

Fada, Rob (Pittsburgh).....	G	(2)	1983
Fain, Richard (Florida).....	CB	(1)	1992
Falkenberg, Herb* (Trinity).....	FB	(1)	1952
Famiglietti, Gary* (Boston U.).....	FB	(8)	1938
Fanning, Stan (Idaho).....	T	(3)	1960
Farmer, George (UCLA).....	WR	(6)	1970
Farrington, John* (Prairie View).....	E	(4)	1960
Farris, Tom (Wisconsin).....	QB	(2)	1946
Feathers, Beattie* (Tennessee).....	HB	(4)	1934
Febel, Fritz* (Purdue).....	G	(1)	1935
Federovich, John (Davis & Elkins).....	T	(2)	1941
Feichtinger, Andy*.....	E	(2)	1920
Fencik, Gary (Yale).....	S	(12)	1976
Fenimore, Bob (Oklahoma A&M).....	HB	(1)	1947
Ferguson, JB.....	T	(1)	1932
Ferguson, Jim (South Carolina).....	C/LB	(1)	1969
Fetz, Gus.....	FB	(1)	1923
Figner, George (Colorado).....	HB	(1)	1953
Finzer, Dave (DePauw).....	P	(1)	1984

Fisher, Bob (SMU).....	TE	(2)	1980
Fisher, Jeff (USC).....	CB	(4)	1981
Fitzgerald, Greg (Iowa).....	DT	(1)	1987
Flaherty, Pat* (Princeton).....	E	(1)	1923
Flanagan, Dick (Ohio State).....	G	(2)	1948
Flanagan, Latham (Carnegie Tech).....	E	(1)	1931
Fleckenstein, Bill (Iowa).....	G	(6)	1925
Floyd, Bobby Jack (TCU).....	FB	(1)	1953
Flutie, Doug (Boston College).....	QB	(1)	1986
Fontenot, Albert (Baylor).....	DE	(2)	1993
Fontenot, Jerry (Texas A&M).....	G	(6)	1989
Ford, Charlie (Houston).....	CB	(3)	1971
Fordham, Jim* (Georgia).....	FB	(2)	1944
Forrest, Tom (Cincinnati).....	G	(1)	1974
Forte, Aldo (Montana).....	G	(4)	1939
Fortmann, Dan* (Colgate).....	G	(8)	1936
Fortunato, Joe (Mississippi State).....	LB	(12)	1955
Francis, Sam (Nebraska).....	FB	(2)	1937
Franklin, Paul* (Franklin).....	E	(5)	1930
Frazier, Leslie (Alcorn State).....	CB	(5)	1981
Frederick, Andy (New Mexico).....	T	(3)	1983
Frum, Milton (Ohio Wesleyan).....	G	(1)	1930
Fuller, Steve (Clemson).....	QB	(3)	1984
Furrer, Will (Virginia Tech).....	QB	(1)	1992

## G

Gagnon, Dave (Ferris State).....	RB	(1)	1974
Gaines, Wentford (Cincinnati).....	CB	(3)	1978
Galimore, Willie* (Florida A&M).....	HB	(7)	1957
Gallagher, Dave (Michigan).....	DE	(1)	1974
Gallameau, Hugh (Stanford).....	HB	(5)	1941
Gardocki, Chris (Clemson).....	P/K	(4)	1991
Garrett, Carl (New Mexico H'lands).....	RB	(2)	1973
Garrett, T. (Oklahoma A&M).....	C	(2)	1947
Garrett, WD (Mississippi State).....	T	(1)	1950
Garvey, A. "Hec" (Notre Dame).....	E	(4)	1922
Garvey, Ed* (Notre Dame).....	HB	(1)	1925
Gault, Willie (Tennessee).....	WR	(5)	1983
Gayle, Shaun (Ohio State).....	S	(11)	1984
Gedney, Chris (Syracuse).....	TE	(2)	1993
Gentry, Curtiss (Maryland State).....	DB	(3)	1966
Gentry, Dennis (Baylor).....	WR	(11)	1982
George, Bill* (Wake Forest).....	G/LB	(14)	1952
Gepford, Sid* (Millikin & Bethany).....	B	(1)	1920
Gersbach, Carl (West Chester St.).....	LB	(1)	1975
Geyer, Bill (Colgate).....	HB	(3)	1942
Gibson, Abe (Purdue).....	G	(2)	1958
Gilbert, Kline* (Mississippi).....	T	(5)	1953
Gilliam, John (South Carolina St.).....	WR	(1)	1977
Glasgow, Brian (N Illinois).....	TE	(1)	1987
Glenn, Bill (E Illinois).....	QB	(1)	1944
Glueck, Larry (Villanova).....	B	(3)	1963
Goebel, Paul (Michigan).....	E	(1)	1925
Goodnight, Owen* (Hardin-Sims).....	QB	(1)	1946
Gordon, Dick (Michigan State).....	WR	(7)	1965
Gordon, Lou* (Illinois).....	T	(1)	1938
Gorgal, Ken (Purdue).....	HB	(2)	1955
Grabowski, Jim (Illinois).....	RB	(1)	1971
Graham, Conrad (Tennessee).....	DB	(1)	1973
Grandberry, Ken (Wash. St.).....	RB	(1)	1974
Grange, Garland "Gardie" (Illinois).....	E	(3)	1929

# BEARS ALL-TIME ROSTER

Grange, Harold "Red" (Illinois)	HB	(7)	1925
Green, Bobby Joe* (Florida)	P	(12)	1962
Green, Mark (Notre Dame)	RB	(4)	1989
<b>Green, Robert (William &amp; Mary)</b>	<b>RB</b>	<b>(2)</b>	<b>1993</b>
Greenwood, Glen* (Iowa)	HB	(1)	1924
Grim, Bob (Oregon State)	WR	(1)	1975
Grosvenor, George (Colorado)	HB	(2)	1935
Grygo, Al* (South Carolina)	HB	(2)	1944
Gudauskas, Pete (Murray State)	G	(2)	1943
Gulyanics, George* (Ellisville JC)	HB	(6)	1947
Gunn, Jimmy (USC)	LB	(6)	1970
Gunner, Harry (Oregon State)	DE	(1)	1970

## • H •

Haddon, Aldous (Wash. & Jeff.)	B	(1)	1928
Haines, Kris (Notre Dame)	WR	(3)	1979
Halas, George* (Illinois)	E	(10)	1920
Hale, Dave (Ottawa)	DE	(3)	1969
Haluska, Jim (Wisconsin)	HB	(1)	1956
Hamity, Lewis (Chicago)	HB	(1)	1941
Hamilin, Gene (Western Michigan)	C	(1)	1971
Hammond, Henry (Southwestern)	E	(1)	1937
Hampton, Dan (Arkansas)	DE	(12)	1979
Hanke, Carl* (Minnesota)	G	(1)	1922
Hanny, Frank* (Indiana)	E	(5)	1922
Hansen, Clifford (Luther)	HB	(1)	1933
Hansen, Wayne* (Texas Western)	C	(10)	1950
Harbaugh, Jim (Michigan)	QB	(7)	1987
Hardy, Cliff (Michigan State)	CB	(1)	1971
Hardy, John (California)	DB	(1)	1991
Harley, Charles "Chic" (Ohio State)	RB	(1)	1921
Harper, LaSalle (Arkansas)	LB	(1)	1989
Harper, Roland (Louisiana Tech)	RB	(7)	1975
Harris, Al (Arizona State)	DE	(9)	1979
Harris, Chuck (West Virginia)	T	(1)	1987
Harris, Frank (NC State)	RB	(1)	1987
<b>Harris, Raymond (Ohio State)</b>	<b>RB</b>	<b>(1)</b>	<b>1994</b>
Harris, Richard (Grambling)	DE	(2)	1974
Harris, Willie (Mississippi State)	WR	(1)	1993
Harrison, Jim (Missouri)	RB	(4)	1971
Hart, Tommy (Morris Brown)	DE	(2)	1978
Hartestine, Mike (Penn State)	DE	(12)	1975
Hartman, Fred (Rice)	T	(1)	1947
Hartnett, Perry (SMU)	G	(2)	1982
Haselrig, Clint (Michigan)	WR	(1)	1974
Hatley, John (Sul Ross)	G	(1)	1953
Hazelton, Major (Florida A&M)	DB	(2)	1968
Healey, Ed* (Dartmouth)	T	(7)	1922
Healy, Don (Maryland)	G	(2)	1958
Heardon, Tom* (Notre Dame)	QB	(1)	1929
<b>Heck, Andy (Notre Dame)</b>	<b>T</b>	<b>(1)</b>	<b>1994</b>
Heileman, Charles* (Iowa State)	E	(1)	1939
Heimuli, Lakei (BYU)	RB	(1)	1987
Helwig, John (Notre Dame)	G	(4)	1953
Hempel, Bill (Carroll)	T	(1)	1942
Henderson, Reuben (San Diego St.)	CB	(2)	1981
Hensley, Dick (Kentucky)	E	(1)	1953
Herron, Bruce (New Mexico)	LB	(5)	1978
Hester, Jim (North Dakota)	TE	(1)	1970
Hewitt, Bill* (Michigan)	E	(5)	1932
Heyward, Craig (Pittsburgh)	FB	(1)	1993

Hibbs, Jesse (USC)	T	(1)	1931
Hicks, Tom (Illinois)	LB	(5)	1976
High, Lennie	HB	(1)	1920
Hilgenberg, Jay (Iowa)	C	(11)	1981
Hill, Harlon (Florence St. Tchrs)	E	(8)	1954
Hill, Ike (Catawba)	WR	(2)	1973
Hintz, Mike (Wis-Platteville)	DB	(1)	1987
Hoban, Mike (Michigan)	G	(1)	1974
Hobscheid, Fred* (Chicago)	G	(1)	1927
Hodgins, Jack (LSU)	S	(1)	1974
Hoffman, Norm (Xavier)	E	(5)	1952
Hoffman, John (Hawaii)	DE	(1)	1971
Hoffman, John* (Arkansas)	E	(8)	1949
Hoge, Merrill (Idaho)	RB	(1)	1994
Hohensee, Mike (Minnesota)	QB	(1)	1987
Hoke, Jonathan (Ball State)	CB	(1)	1980
Holloway, Glen (N Texas State)	G	(4)	1970
Holman, Willie (South Carolina St.)	DE	(6)	1968
Holmer, Walter* (Northwestern)	FB	(2)	1929
Holovak, Mike (Boston College)	FB	(2)	1947
Hoptowit, Al (Washington State)	T	(5)	1941
Horton, Larry (Iowa)	DT	(2)	1972
Howley, Charles (West Virginia)	C	(2)	1958
Hrivnak, Gary (Purdue)	DT	(4)	1973
Huarte, John (Notre Dame)	QB	(1)	1972
Huff, Gary (Florida State)	QB	(4)	1973
Huffine, Ken* (Purdue)	FB	(1)	1921
Hugasian, Harry (Stanford)	HB	(1)	1955
Hughes, Billy* (Texas)	C	(2)	1940
Hull, Mike (USC)	FB	(3)	1968
Hultz, Don (Southern Miss.)	DT	(1)	1974
Humphries, Stefan (Michigan)	G	(3)	1984
Hunsinger, Chuck (Florida)	HB	(3)	1950
Hunt, Jackie (Marshall)	HB	(1)	1945
Hurst, William (Oregon)	G	(1)	1924
Hutchison, Anthony (Texas Tech)	RB	(2)	1983
Huther, Bruce (New Hampshire)	LB	(1)	1982
Hyche, Steve (Livingston)	LB	(1)	1989
Hyland, Bob (Boston College)	C	(1)	1970

## • I •

Ingwersen, Burt* (Illinois)	G	(2)	1920
Ippolito, Anthony* (Purdue)	G	(1)	1943
<b>Ireland, Darwin (Arkansas)</b>	<b>LB</b>	<b>(1)</b>	<b>1994</b>
Ivlow, John (Colorado State)	RB	(1)	1993

## • J •

Jackson, Bobby (Alabama)	HB	(1)	1961
Jackson, Noah (Tampa)	G	(9)	1975
Jackson, Randy (Florida)	T	(8)	1967
Jackson, Vestee (Washington)	CB	(5)	1986
Jagade, Chick* (Indiana)	FB	(2)	1954
James, Dan (Ohio State)	T	(1)	1967
Janata, John (Illinois)	T	(1)	1983
Janet, Ernie (Washington)	G	(3)	1972
January, Mike (Texas)	LB	(1)	1987
Jarmoluk, Mike (Temple)	T	(2)	1946
Jecha, Ralph (Northwestern)	G	(1)	1955
Jeffries, Eric (Texas)	CB	(1)	1987
Jencks, Robert (Miami, OH)	E	(2)	1963



# BEARS ALL-TIME ROSTER

Jennings, Keith (Clemson)	TE	(4)	1991
Jensvold, Leo* (Iowa)	QB	(1)	1931
Jeter, Bob (Iowa)	CB	(3)	1971
Jeter, Perry (California Poly Tech)	RB	(2)	1956
Jewett, Bob (Michigan State)	E	(1)	1958
Jiggetts, Dan (Harvard)	T	(7)	1976
Joesting, Herb* (Minnesota)	FB	(2)	1931
Johnson, Albert (Kentucky)	FB	(1)	1938
Johnson, Bill* (SMU)	G	(2)	1946
Johnson, Greg (Florida State)	DT	(1)	1977
Johnson, Jack (Miami)	B	(3)	1957
Johnson, John (Indiana)	T	(6)	1963
Johnson, Keshon (Arizona)	CB	(2)	1993
Johnson, Leo (Milikin)	HB	(1)	1920
Johnson, OG	FB	(1)	1924
Johnson, Pete (VMI)	B	(1)	1959
Johnson, Troy (Oklahoma)	LB	(2)	1988
Johnson, Will (NE Louisiana)	LB	(1)	1987
Johnsos, Luke* (Northwestern)	E	(9)	1929
Jones, Bob (San Diego State)	E	(1)	1967
Jones, Dante (Oklahoma)	LB	(7)	1988
Jones, Edgar (Pittsburgh)	HB	(1)	1945
Jones, Jerry* (Notre Dame)	G	(2)	1920
Jones, Jimmy (Wisconsin)	E	(3)	1965
Jones, Stan (Maryland)	T	(12)	1954
Jordan, Donald (Houston)	RB	(1)	1984
Juenger, Dave (Ohio U.)	WR	(1)	1973
Jurkovic, Mirko (Notre Dame)	G	(1)	1992

## K

Karr, William* (West Virginia)	E	(6)	1933
Karras, Ted (Indiana)	G	(5)	1960
Karwales, Jack (Michigan)	E	(2)	1946
Kassel, Chuck* (Illinois)	E	(1)	1927
Kavanaugh, Ken (LSU)	E	(8)	1940
Kawal, Ed* (Illinois)	C	(6)	1931
Keane, Jim (Iowa)	E	(6)	1946
Keefe, Jerry* (Notre Dame)	G	(1)	1920
Kelly, Elmo (Wichita U.)	E	(1)	1944
Kelly, Jim (Tennessee State)	TE	(1)	1974
Kendricks, Jim (Texas A&M)	T	(1)	1924
Kerlasotis, Nick (St. Ambrose)	G	(3)	1942
Keys, Tyrone (Mississippi St.)	DE	(3)	1983
Kiesling, Walter* (St. Thomas)	G	(1)	1934
Kilcullen, Bob (Texas Tech)	T	(9)	1957
Kilgore, Jon (Auburn)	P	(1)	1968
Kindt, Don (Wisconsin)	HB	(9)	1947
Kindt, Don Jr. (Wis-LaCrosse)	TE	(1)	1987
King, Ralph (Chicago)	T	(1)	1925
Kinney, Steve (Utah State)	T	(2)	1973
Kirk, Ken (Mississippi)	C	(1)	1960
Kissell, Adolph (Boston College)	FB	(1)	1942
Klawitter, Dick* (S. Dakota State)	C	(2)	1956
Klein, Dick (Iowa)	T	(2)	1958
Knapczyk, Ken (Northern Iowa)	WR	(1)	1987
Knopp, Oscar* (Illinois)	FB	(6)	1923
Knox, Bill (Purdue)	DB	(3)	1974
Knox, Ron (UCLA)	QB	(1)	1957
Koehler, Robert* (Northwestern)	FB	(2)	1920
Kolman, Ed* (Temple)	T	(5)	1940
Konovsky, Bob* (Wisconsin)	G	(1)	1960

Kopcha, Joe* (Chattanooga)	G	(5)	1929
Kortas, Kenneth (Louisville)	T	(1)	1969
Kosins, Gary (Dayton)	RB	(3)	1972
Kozlowski, Glen (BYU)	WR	(6)	1987
Kramer, Erik (NC State)	QB	(1)	1994
Kreamcheck, John (Wm. & Mary)	T	(3)	1953
Kreiting, Rich (Illinois)	E	(1)	1964
Kreiwald, Doug (West Texas State)	G	(2)	1967
Krenk, Mitch (Nebraska)	TE	(1)	1984
Krumm, Todd (Michigan State)	S	(1)	1988
Kuechenberg, Rudy (Indiana)	LB	(3)	1967
Kunz, Lee (Nebraska)	LB	(3)	1979
Kurek, Ralph (Wisconsin)	FB	(6)	1965

## L

LaFleur, Joe* (Marquette)	FB	(3)	1922
LaForest, W.	FB	(1)	1920
Lahar, Harold (Oklahoma)	G	(2)	1941
Lamb, Walter (Oklahoma)	E	(1)	1946
Landry, Greg (Massachusetts)	QB	(1)	1984
Lanum, R. "Jake" (Ill & Millikin)	QB	(5)	1920
Larson, Fred* (Notre Dame)	C	(1)	1922
Lashar, Tim (Oklahoma)	K	(1)	1967
Lasker, Greg (Arkansas)	S	(1)	1988
Latta, Greg (Morgan State)	TE	(6)	1975
Lawler, Allen (Texas)	HB	(1)	1948
Lawson, Roger (W. Michigan)	RB	(2)	1972
Layne, Bobby (Texas)	QB	(1)	1948
Leahy, Bernie (Notre Dame)	HB	(1)	1932
Leclerc, Roger (Trinity)	K/LB	(7)	1960
Lee, Buddy (LSU)	QB	(1)	1971
Lee, Herman (Florida A&M)	T	(9)	1958
Leeuwenburg, Jay (Colorado)	G	(3)	1992
Leeuwenburg, Rich (Stanford)	T	(1)	1965
Leggett, Earl (LSU)	T	(10)	1957
Lemon, Clifford (Centre)	T	(1)	1926
Leonard, James (Colgate)	T	(1)	1924
Lesane, James (Virginia)	HB	(2)	1952
Lewis, Darren (Texas A & M)	RB	(3)	1991
Lewis, Nate (Oregon Tech)	WR	(1)	1994
Lick, Dennis (Wisconsin)	T	(6)	1976
Lincoln, Jeremy (Tennessee)	CB	(3)	1992
Line, Bill (SMU)	DT	(1)	1972
Lintzenich, Joseph* (St. Louis)	FB	(2)	1930
Lipscomb, Paul* (Tennessee)	T	(1)	1954
Lisch, Rusty (Notre Dame)	QB	(1)	1984
Livers, Virgil (W. Kentucky)	CB	(5)	1975
Livingston, Andy (Phoenix JC)	B	(2)	1964
Livingston, Howie (Fullerton JC)	DB	(1)	1953
Logan, James (Indiana)	G	(2)	1942
Long, Harvey (Detroit)	T	(1)	1929
Long, Johnny* (Colgate)	QB	(2)	1944
Lowe, Lloyd (North Texas State)	HB	(2)	1953
Luckman, Sid (Columbia)	QB	(12)	1939
Lujack, Johnny (Notre Dame)	QB	(4)	1948
Lusby, Vaughn (Arkansas)	CB	(1)	1980
Lyle, Garry (G. Washington)	CB	(7)	1968
Lyman, Roy "Link" (Nebraska)	T	(7)	1926
Lynch, Lorenzo (Cal St.-Sac.)	DB	(3)	1987
Lyon, George (Kansas State)	T	(1)	1929



# BEARS ALL-TIME ROSTER

## M

MacLeod, Robert (Dartmouth)	HB	(2)	1939
Macdon, Ed (College of Pacific)	HB	(2)	1952
MacWherter, Kile* (Bethany)	FB	(1)	1920
Magnani, Dante* (St. Mary's)	HB	(3)	1942
Maillard, Ralph (Creighton)	T	(1)	1929
Malone, Charles (Texas A&M)	E	(1)	1933
Manders, Jack* (Minnesota)	HB	(8)	1933
Maness, James (TCU)	WR	(1)	1985
Mangum, John (Alabama)	S	(5)	1990
Maniaci, Joe (Fordham)	RB	(4)	1938
Manning, Pete (Wake Forest)	E	(2)	1960
Manske, Edgar (Northwestern)	E	(4)	1937
Marconi, Joe (West Virginia)	FB	(5)	1962
Margarita, Bob (Brown)	HB	(3)	1944
Margerum, Ken (Stanford)	WR	(4)	1981
Marshall, Anthony (LSU)	DB	(1)	1994
Marshall, Wilber (Florida)	LB	(4)	1984
Martin, Bill (Georgia Tech)	E	(2)	1964
Martin, Billy* (Minnesota)	HB	(3)	1962
Martin, Dave (Notre Dame)	LB	(1)	1969
Martin, Frank (Alabama)	HB	(1)	1941
Martinovich, P. (College of Pacific)	G	(1)	1940
Masloski, Matt (San Diego U.)	WR	(1)	1972
Mass, Wayne (Clemson)	OT	(3)	1968
Masters, Bob* (Baylor)	FB	(2)	1943
Masterson, Bernie* (Nebraska)	QB	(7)	1934
Masterson, Forest (Iowa)	C	(1)	1945
Mastrogany, Gus* (Iowa)	E	(1)	1931
Matheson, Jack (W. Michigan)	E	(1)	1947
Mattes, Ron (Virginia)	T	(1)	1991
Matthews, Shane (Florida)	QB	(2)	1993
Mattson, Riley (Oregon)	T	(1)	1965
Matzuza, Al (Georgetown)	C	(4)	1941
May, Chester*	G	(1)	1920
May, Walter O. "Red"	G	(1)	1920
Mayes, Rufus (Ohio State)	T	(1)	1969
Maznicki, F. (Boston College)	HB	(2)	1942
McAfee, George (Duke)	HB	(8)	1940
McClendon, Willie (Georgia)	RB	(4)	1979
McColl, Bill (Stanford)	E	(8)	1952
McCray, Bruce (W. Illinois)	CB	(1)	1987
McDonald, Lester* (Nebraska)	E	(3)	1937
McElwain, Bill (Northwestern)	HB	(1)	1925
McEnulty, Doug (Wichita)	FB	(2)	1943
McGee, Tony (Bishop College)	DE	(3)	1971
McGuire, Gene (Notre Dame)	C	(1)	1993
McInerney, Sean (Frostburg State)	DT	(1)	1987
McKinney, Phil (UCLA)	T	(1)	1982
McKinney, Bill (West Texas)	LB	(1)	1972
McKinnon, Dennis (Florida State)	WR	(6)	1983
McLean, Ray* (St. Anselm)	HB	(8)	1940
McMahon, Jim (BYU)	QB	(7)	1982
McMichael, Steve (Texas)	DT	(13)	1981
McMillen, Jim* (Illinois)	G	(6)	1924
McMullen, Daniel* (Nebraska)	G	(2)	1930
McMurtry, Greg (Michigan)	WR	(1)	1994
McPherson, Forrest (Nebraska)	G	(1)	1935
McRae, Bennie (Michigan)	HB	(9)	1962
McRae, Franklin (Tenn. State)	DT	(1)	1967
Meadows, Ed* (Duke)	E	(3)	1954
Melickas, John (Arizona)	T	(5)	1956

Merkel, Monte (Kansas)	G	(2)	1942
Merrill, Mark (Minnesota)	LB	(1)	1979
Meyers, Denny* (Iowa)	T	(1)	1931
Meyers, Jerry (N. Illinois)	DE-DT	(4)	1976
Michaels, Edward* (Villanova)	G	(1)	1935
Mihal, Joe* (Purdue)	T	(2)	1940
Miller, Charles "Ookie" (Purdue)	C	(6)	1932
Miller, Milford (Chadron)	T	(1)	1932
Milner, Bill (Duke)	G	(3)	1947
Milton, Eldridge (Clemson)	LB	(1)	1987
Miniefield, Kevin (Arizona State)	CB	(2)	1993
Minini, Frank (San Jose State)	HB	(3)	1947
Minter, Barry (Tulsa)	LB	(2)	1993
Mintum, John F. "Jack"	C	(2)	1921
Mitchell, Charley (Tulsa)	HB	(1)	1945
Mohardt, John* (Notre Dame)	HB	(1)	1925
Molesworth, Keith* (Monmouth)	HB	(7)	1931
Montgomery, Randy (Weber State)	CB	(1)	1974
Montgomery, Ross (TCU)	FB	(2)	1969
Mooney, Jim* (Georgetown)	E	(1)	1935
Mooney, Tip* (Abilene Christian)	HB	(3)	1944
Moore, Albert (Northwestern)	QB	(1)	1932
Moore, Jerry (Arkansas)	S	(2)	1971
Moore, Joe (Missouri)	RB	(2)	1971
Moore, McNeil (Sam Houston)	HB	(3)	1954
Moore, Rocco (Western Michigan)	G	(1)	1980
Moorehead, Emery (Colorado)	TE	(8)	1981
Morgan, Anthony (Tennessee)	WR	(3)	1991
Morgan, Mike (Wisconsin)	RB	(1)	1978
Morris, Francis (Boston U.)	HB	(1)	1942
Morris, Johnny (Santa Barbara)	FL	(10)	1958
Morris, Jon (Holy Cross)	C	(1)	1978
Morris, Larry (Georgia Tech)	LB	(7)	1959
Morris, Ray (UTEP)	LB	(1)	1987
Morris, Ron (SMU)	WR	(6)	1987
Morrison, Fred (Ohio State)	FB	(4)	1950
Morrissey, Jim (Michigan State)	LB	(9)	1985
Morton, John (Missouri)	HB	(1)	1945
Moser, Robert* (Pacific)	C	(3)	1951
Mosley, Anthony (Fresno State)	RB	(1)	1987
Mosley, Henry (Morris Brown)	HB	(1)	1955
Mucha, Charles (Washington)	G	(1)	1935
Mucha, Rudy (Washington)	G	(2)	1945
Muckensturm, Jerry (Arkansas St.)	LB	(7)	1976
Mudd, Howard (Hillsdale)	G	(2)	1969
Mullen, Verne* (Illinois)	E	(3)	1923
Mullins, Don R. (Houston)	HB	(2)	1961
Mullins, Noah (Kentucky)	HB	(4)	1946
Mundee, Fred (Notre Dame)	C	(3)	1943
Murray, Richard* (Marquette)	T	(1)	1924
Murry, Don* (Wisconsin)	T	(8)	1924
Musso, George (Millikin)	G	(12)	1933
Musso, Johnny (Alabama)	RB	(3)	1975
Muster, Brad (Stanford)	FB	(5)	1988
Myslinski, Tom (Tennessee)	OL	(2)	1993

## N

Nagurski, Bronko* (Minnesota)	FB	(9)	1930
Neacy, Clement* (Colgate)	E	(1)	1927
Neal, Dan (Kentucky)	C	(9)	1975
Neal, Ed (LSU)	G	(1)	1951

# BEARS ALL-TIME ROSTER

Neck, Tommy (LSU).....	HB	(1)	1962
Negus, Fred (Wisconsin).....	C	(1)	1950
Neider, John (Louisville).....	LB	(1)	1970
Nelson, Everett (Illinois).....	T	(1)	1929
Nesbitt, Dick* (Drake).....	HB	(4)	1930
Newsome, Billy (Grambling).....	DE	(1)	1977
Newton, Bob (Nebraska).....	G	(5)	1971
Nickla, Ed (Maryland).....	G	(1)	1959
Nielsen, Hans (Michigan State).....	K	(1)	1981
Nix, Kent (TCU).....	QB	(2)	1970
Nolting, Ray (Cincinnati).....	HB	(8)	1936
Norberg, Hank (Stanford).....	E	(1)	1948
Nordquist, Mark (Pacific).....	G-C	(2)	1975
Nori, Reino* (DeKalb).....	HB	(1)	1938
Norman, Dick (Stanford).....	QB	(1)	1961
Norman, Tim (Illinois).....	G	(1)	1983
Norris, Jon (American Int'l).....	DE	(1)	1987
Norvell, Jay (Iowa).....	LB	(1)	1987
Novoselsky, Brent (Penn).....	TE	(1)	1988
Nowaskey, Bob* (G Washington).....	E	(3)	1940

## O

O'Bradovich, Ed (Illinois).....	DE	(10)	1962
O'Connell, JF* (Penn State).....	C	(1)	1924
O'Connell, Tom (Illinois).....	QB	(1)	1953
O'Quinn, John (Wake Forest).....	E	(2)	1950
O'Rourke, Charles (Boston College).....	QB	(1)	1942
<b>Obee, Terry (Oregon).....</b>	<b>WR</b>	<b>(2)</b>	<b>1993</b>
Oech, Verne (Minnesota).....	G	(1)	1936
Oelrich, John* (St. Ambrose).....	HB	(1)	1938
Ogden, Ray (Alabama).....	TE	(3)	1969
Oliver, Jack (Memphis State).....	T	(1)	1987
Ortego, Keith (McNeese State).....	WR	(3)	1985
Osborne, Jim (Southern).....	DT	(13)	1972
Osmanski, Bill (Holy Cross).....	FB	(7)	1939
Osmanski, Joe (Holy Cross).....	FB	(4)	1946

## P

Pagac, Fred (Ohio State).....	TE	(1)	1974
Page, Alan (Notre Dame).....	DT	(4)	1978
Parsons, Bob (Penn State).....	P-TE	(12)	1972
Patterson, Billy (Baylor).....	QB	(1)	1939
Paul, Markus (Syracuse).....	S	(4)	1989
Pauley, Frank Don (Wash. & Jeff.).....	T	(1)	1930
Payton, Sean (E Illinois).....	QB	(1)	1987
Payton, Walter (Jackson State).....	RB	(13)	1975
Pearce, W. "Pard" (Penn).....	QB	(3)	1920
Pearson, Madison* (Kansas).....	C	(6)	1929
Pederson, Jim (Augsburg).....	HB	(1)	1932
Peiffer, Dan (SE Missouri State).....	C	(3)	1975
Percival, Mac (Texas Tech).....	K	(7)	1967
Perez, Peter (Illinois).....	G	(1)	1945
Perina, Bob* (Princeton).....	HB	(2)	1949
Perini, Pete (Ohio State).....	FB	(2)	1954
Perkins, Don (Plattsville).....	FB	(2)	1945
Perrin, Lonnie (Illinois).....	RB	(1)	1979
<b>Perry, Todd (Kentucky).....</b>	<b>G</b>	<b>(2)</b>	<b>1993</b>
Perry, William (Clemson).....	DT	(9)	1985
Petitbon, Richie (Tulane).....	HB	(10)	1959
Petty, John* (Purdue).....	FB	(1)	1942

Petty, Ross* (Illinois).....	G	(1)	1920
Phillips, Loyd (Arkansas).....	DE	(3)	1967
Phillips, Reggie (SMU).....	CB	(3)	1985
Phipps, Mike (Purdue).....	QB	(5)	1977
Piccolo, Brian* (Wake Forest).....	RB	(4)	1966
Pickens, Bob (Nebraska).....	T	(2)	1967
Pickering, Clay (Maine).....	WR	(1)	1986
Pifferini, Bob (UCLA).....	LB	(4)	1972
Pinder, Cyril (Illinois).....	RB	(2)	1971
Plank, Doug (Ohio State).....	S	(8)	1975
Plasman, Dick* (Vanderbilt).....	E	(6)	1937
Podmajersky, Paul* (Illinois).....	G	(1)	1944
Polisky, John* (Notre Dame).....	G	(1)	1929
Pollock, Bill (Penn. Military Acad.).....	HB	(2)	1935
Pool, Hampton (Stanford).....	E	(4)	1940
Potter, Kevin (Missouri).....	S	(2)	1983
Preston, Pat (Wake Forest).....	G	(4)	1946
Price, Terry (Texas A & M).....	DT	(1)	1990
Pride, Dan (Jackson State).....	LB	(2)	1968
<b>Primus, Greg (Colorado State).....</b>	<b>WR</b>	<b>(1)</b>	<b>1994</b>
Proctor, Rex (Rice).....	HB	(1)	1953
Pruitt, Mickey (Colorado).....	LB	(3)	1988
Purnell, James (Wisconsin).....	LB	(5)	1964
Pyle, Mike (Yale).....	C	(9)	1961

## R

Rabold, Mike* (Indiana).....	G	(3)	1964
Rains, Dan (Cincinnati).....	LB	(4)	1982
Rakestraw, Larry (Georgia).....	QB	(4)	1964
Ramsey, Frank (Oregon State).....	G	(1)	1945
Rather, Bo (Michigan).....	WR	(5)	1974
Reader, Russ (Michigan State).....	HB	(1)	1947
Reese, Lloyd* (Tennessee).....	FB	(1)	1946
Reilly, Mike (Iowa).....	LB	(5)	1964
Rentie, Caesar (Oklahoma).....	T	(1)	1988
Rentner, Ernest Pug* (N'western).....	HB	(2)	1936
Reppond, Mike (Arkansas).....	WR	(1)	1973
Reynolds, Tom (San Diego State).....	WR	(1)	1973
Rice, Andy (Texas Southern).....	DT	(2)	1972
Richards, Golden (Hawaii).....	WR	(2)	1978
Richards, Ray (Nebraska).....	T	(4)	1933
Richardson, Mike (Arizona State).....	CB	(6)	1983
Richman, Harry* (Illinois).....	G	(1)	1929
Rivera, Ron (California).....	LB	(9)	1984
Rivera, Steve (California).....	WR	(1)	1977
Rivers, Garland (Michigan).....	DB	(1)	1987
Rives, Don (Texas Tech).....	LB	(6)	1973
Roberts, Tom* (DePaul).....	G	(2)	1943
Roberts, Willie (Houston).....	CB	(1)	1973
Rodenhauser, Mark (Illinois State).....	C	(2)	1987
Roder, Mirro.....	K	(2)	1973
Roehik, Jon (Iowa).....	G	(1)	1987
Roehneit, William* (Bradley).....	G	(2)	1958
Rogers, Mel (Florida A&M).....	LB	(1)	1977
Roggeman, Tom (Purdue).....	G	(2)	1956
Romanik, Steve (Villanova).....	QB	(4)	1950
Romney, Milton* (Chicago).....	QB	(5)	1925
Ronzani, Gene* (Marquette).....	QB	(8)	1933
Roper, John (Texas A&M).....	LB	(4)	1989
Rosequist, Ted* (Ohio State).....	T	(3)	1934
Rothschild, Doug (Wheaton).....	LB	(1)	1987



# BEARS ALL-TIME ROSTER

Rouse, James (Arkansas)	RB	(2)	1990
Roveto, John (SW Louisiana)	K	(2)	1981
Rowden, Larry (Houston)	LB	(1)	1971
Rowell, Eugene (Dubuque)	DT	(1)	1987
Rowland, Brad (McMurry)	HB	(1)	1951
Rowland, Justin (TCU)	HB	(1)	1960
Rubens, Larry (Montana State)	C	(1)	1986
Rupp, Nelson* (Dennison)	QB	(1)	1921
Russell, Reginald (Northwestern)	E	(1)	1928
Ryan, John (Detroit)	T	(1)	1929
Ryan, Rocky (Illinois)	E	(1)	1958
Ryan, Tim (USC)	DT	(4)	1990
Rydalch, Ron (Utah)	DT	(6)	1975
Rydzewski, Frank* (Notre Dame)	C	(1)	1923
Rykovich, Julie* (Illinois)	HB	(3)	1949

## S

Sacrinty, Nick (Wake Forest)	QB	(1)	1947
Saldi, Jay (South Carolina)	TE	(2)	1983
Sanders, Glenell (Louisiana Tech)	LB	(1)	1990
Sanders, Thomas (Texas A&M)	RB	(5)	1985
Sanderson, Reggie (Stanford)	RB	(1)	1973
Savoldi, Joe* (Notre Dame)	FB	(1)	1930
Sayers, Gale (Kansas)	HB	(7)	1965
Schiechl, John* (Santa Clara)	C	(2)	1945
Schmidt, Terry (Ball State)	S	(9)	1976
Schreiber, Larry (Tenn. Tech)	RB	(1)	1976
Schroeder, Gene (Virginia)	E	(6)	1951
Schubert, Steve (U Mass)	WR	(5)	1975
Schuetz, Paul* (Wisconsin)	G	(3)	1930
Schwartz, Jim (Purdue)	LB	(1)	1992
Schweda, Brian (Kansas)	DE	(1)	1966
Schweidler, Dick (St. Louis)	HB	(3)	1938
Scott, James (Henderson JC)	WR	(6)	1976
Scott, Ralph* (Wisconsin)	T	(5)	1921
Seals, George (Missouri)	G	(7)	1965
Seiberling, Gerald (Drake)	FB	(1)	1932
Senn, Bill* (Knox)	HB	(6)	1926
Serini, Washington (Kentucky)	G	(4)	1948
Sevy, Jeff (California)	T-DE	(4)	1975
Seymour, Jim (Notre Dame)	WR	(3)	1970
Shank, JL	HB	(1)	1920
Shanklin, Ron (N Texas State)	WR	(2)	1975
Shannon, John (Kentucky)	DT	(2)	1988
Shaw, Glenn (Kentucky)	HB	(1)	1960
Shearer, Brad (Texas)	DT	(3)	1978
Shed, Kenny (Northern Iowa)	WR	(1)	1994
Shellog, Alec* (Notre Dame)	T	(1)	1939
Sherman, Saul (Chicago)	QB	(2)	1939
Shipkey, Jerry (UCLA)	FB	(1)	1953
Shoemaker, Hub (Illinois)	G	(2)	1920
Shy, Don (San Diego State)	RB	(3)	1970
Siegel, John (Columbia)	E	(5)	1939
Sigilo, Dom* (Xavier)	T	(2)	1943
Sigmund, Arthur W.	G	(1)	1923
Simmons, David (North Carolina)	LB	(1)	1983
Simmons, J. (Bethune-Cookman)	WR	(1)	1969
Simpson, Carl (Florida State)	DT	(2)	1993
Singletary, Mike (Baylor)	LB	(12)	1981
Sisk, John* (Marquette)	HB	(5)	1932
Sisk, John Jr. (Miami)	B	(1)	1964

Skibinski, John (Purdue)	RB	(4)	1978
Smeja, Rudy (Michigan)	E	(2)	1944
Smith, Clarence (Georgia)	E	(1)	1942
Smith, Eugene (Georgia Tech)	G	(1)	1930
Smith, H. Allen* (Mississippi)	E	(2)	1947
Smith, JD (N Carolina A&T)	FB	(1)	1956
Smith, James (Compton JC)	HB	(1)	1961
Smith, Quintin (Kansas)	WR	(1)	1990
Smith, Ray Gene (Midwestern)	HB	(4)	1954
Smith, Ron (Wisconsin)	S	(4)	1965
Smith, Russell* (Illinois)	T	(3)	1921
Smith, Sean (Grambling)	DT	(2)	1987
Smith, Vernice (Florida A & M)	G	(1)	1993
Smith, Vinson (East Carolina)	LB	(2)	1993
Snow, Percy (Michigan State)	LB	(1)	1993
Snyder, Bob (Ohio U.)	QB	(5)	1939
Sorey, Revie (Illinois)	G	(8)	1975
Spears, Marcus (NW Louisiana St.)	T	(1)	1994
Spellman, Alonzo (Ohio State)	DL	(3)	1992
Spivey, Mike (Colorado)	CB	(3)	1977
Sprinkle, Ed (Hardin-Simmons)	E	(12)	1944
Stachowicz, Ray (Michigan State)	P	(1)	1983
Stahlman, Dick* (DePaul)	T	(1)	1933
Staley, Bill (Utah State)	DT	(2)	1970
Standlee, Norm* (Stanford)	FB	(1)	1941
Staubert, Gerald (Cincinnati)	G	(1)	1951
Steinbach, Larry* (St. Thomas)	G	(2)	1930
Steinkemper, Bill* (Notre Dame)	T	(2)	1942
Stenn, Paul (Villanova)	G	(4)	1948
Sternaman, Edward* (Illinois)	HB	(11)	1920
Sternaman, Joe (Illinois)	HB	(8)	1922
Steuber, Bob (Missouri)	HB	(2)	1942
Stickel, Walt* (Penn)	T	(4)	1946
Stillwell, Roger (Stanford)	DE-DT	(3)	1975
Stinchcomb, Pete* (Ohio State)	QB	(2)	1921
Stinson, Lemuel (Texas Tech)	CB	(5)	1988
Stoepel, Terry (Tulsa)	G	(1)	1967
Stofa, Anton* (Luther)	HB	(1)	1939
Stone, Billy (Bradley)	HB	(4)	1951
Stonebreaker, Michael (Notre Dame)	LB	(1)	1991
Stoops, Mike (Iowa)	DS	(1)	1987
Streeter, George (Notre Dame)	DB	(1)	1989
Strickland, Larry* (North Texas State)	C	(6)	1954
Sturtridge, Dick (DePaul)	HB	(2)	1928
Stydahar, Joe* (West Virginia)	T	(9)	1936
Suhey, Matt (Penn State)	RB	(10)	1980
Sullivan, Frank* (Loyola, NO)	C	(5)	1935
Sumner, Charles (Wm & Mary)	HB	(4)	1955
Sweeney, Jake (Cincinnati)	T	(1)	1944
Swisher, Bob* (Northwestern)	HB	(5)	1938
Szymanski, Frank (Notre Dame)	C	(1)	1949

## T

Tabor, Paul (Oklahoma)	C	(1)	1980
Tackwell, CO* (Kansas State)	E	(3)	1931
Taft, Merrill* (Wisconsin)	FB	(1)	1924
Tate, David (Colorado)	S	(5)	1988
Tate, Lars (Georgia)	RB	(1)	1990
Taylor, Brian (Oregon State)	RB	(1)	1989
Taylor, Clifton (Memphis State)	RB	(1)	1974
Taylor, Joe (N. Carolina A&T)	DB	(8)	1967



# BEARS ALL-TIME ROSTER

Taylor, JR "Tarz" (Ohio State).....	G	(2)	1921
Taylor, Ken (Oregon St.).....	CB	(1)	1985
Taylor, Lionel (NM Highland Univ.).....	E	(1)	1959
Taylor, Roosevelt (Grambling).....	DB	(8)	1961
Thayer, Tom (Notre Dame).....	G	(8)	1985
Thierry, John (Alcorn State).....	DE	(1)	1994
Thomas, Bob (Notre Dame).....	K	(10)	1975
Thomas, Calvin (Illinois).....	FB	(6)	1982
Thomas, Earl (Houston).....	WR	(3)	1971
Thomas, Stan (Texas).....	T	(2)	1991
Thompson, Russ (Nebraska).....	T	(4)	1936
Thornton, James (Cal St.-Fton).....	TE	(5)	1988
Thrill, Cliff (E Central Oklahoma).....	LB	(1)	1985
Thrower, Willie (Michigan State).....	QB	(1)	1953
Tillman, Lewis (Jackson St.).....	RB	(1)	1994
Tom, Mel (San Jose State).....	DE	(3)	1973
Tomczak, Mike (Ohio State).....	QB	(6)	1985
Torrance, Jack* (LSU).....	T	(2)	1939
Trafton, George* (Notre Dame).....	C	(13)	1920
Trimble, Steve (Maryland).....	DB	(1)	1987
Trost, Milt (Marquette).....	T	(5)	1935
Tucker, Bill (Tennessee State).....	RB	(1)	1971
Turner, Cecil (California Poly).....	FL	(6)	1968
Turner, Clyde (Hardin-Simmons).....	C	(13)	1940

## • U •

Ulmer, Mike (Doane).....	CB	(1)	1980
Usher, Lou* (Syracuse).....	T	(1)	1920

## • V •

Vactor, Ted (Nebraska).....	CB	(1)	1975
Vallez, Emilio (New Mexico).....	TE	(2)	1968
Van Home, Keith (USC).....	T	(13)	1981
Van Valkenburg, Pete (BYU).....	RB	(1)	1974
Veach, Walter*.....	HB	(1)	1920

Venturelli, Fred*.....	T	(1)	1948
Vick, Ernie* (Michigan).....	C	(3)	1925
Vick, Richard (Wash. & Jeff.).....	QB	(1)	1925
Vodicka, Joe (Lewis Institute).....	HB	(3)	1943
Voss, Walter "Tillie" (Detroit).....	E	(2)	1927
Vucinich, Milt (Stanford).....	G	(1)	1945

## • W •

Waddle, Tom (Boston College).....	WR	(6)	1989
Wade, Charles (Tennessee St.).....	WR	(1)	1974
Wade, William (Vanderbilt).....	QB	(6)	1961
Waechter, Henry (Nebraska).....	DE	(4)	1982
Wager, Clinton (St. Mary's).....	E	(2)	1942
Wagner, Barry (Alabama A & M).....	WR	(1)	1992
Wagner, Bryan (Cal St.-Northridge).....	P	(2)	1987
Wallace, Bob (UTEP).....	E	(5)	1968
Wallace, John (Notre Dame).....	E	(1)	1928
Wallace, Stan (Illinois).....	HB	(4)	1954
Walquist, Laurie* (Illinois).....	QB	(10)	1922
Walsh, Steve (Miami, FL).....	QB	(1)	1994
Walterscheid, Len (S Utah).....	S	(6)	1977
Ward, John (Oklahoma State).....	C-G	(1)	1976
Washington, Fred* (TCU).....	DT	(1)	1990
Washington, Harry (Colorado St.).....	WR	(1)	1979
Watkins, Bobby (Ohio State).....	HB	(3)	1955
Watts, Rickey (Tulsa).....	WR	(5)	1979
Weatherly, Gerald (Rice).....	C	(3)	1950
Wetnight, Ryan (Stanford).....	TE	(2)	1993
Wetoska, Bob (Notre Dame).....	T	(10)	1960
Wetzel, Damon (Ohio State).....	HB	(1)	1935
Wheeler, Ted (W Texas State).....	G	(1)	1970
Wheeler, Wayne (Alabama).....	WR	(1)	1974
Whitaker, Danta (Miss. Valley St.).....	TE	(1)	1993
White, Lawrence (Dana).....	WR	(1)	1987
White, Roy* (Valparaiso).....	FB	(5)	1923
White, Wilford (Arizona State).....	HB	(2)	1951

## COME-FROM-BEHIND WINS

	Wins	Never trailed	Largest Deficit:		8-10	11+
			1-3	4-7		
1980	7	5			1	14 pts. at Det
1981	6	3	1	2		
1982	3	2				11 pts. vs. Det
1983	8	4	1	3		
1984	10	4	4	2		
1985	15	9	1	1	2	12 pts. vs. TB; 14 pts. at TB
1986	14	7	3	2	2	
1987	11	5	1	3		14 pts. vs. KC; 20 pts. at TB
1988	12	7	3	2		
1989	6	4	1	1		
1990	11	5	3	3		
1991	11	2	3	5	1	
1992	5	4	0	1		
1993	7	5	0	1		11 pts. at KC
1994	9	4	2	3		

Regular season only

# BEARS ALL-TIME ROSTER

Whitman, SJ (Tulsa).....	HB	(2)	1953
Whitsell, Dave (Indiana).....	DB	(6)	1961
Whittenton, Jesse (West Texas).....	HB	(1)	1958
Wightkin, Bill (Notre Dame).....	DE	(8)	1950
Williams, Bob (Notre Dame).....	QB	(3)	1951
Williams, Brooks (N Carolina).....	TE	(2)	1981
Williams, Broughton (Florida).....	T	(1)	1947
Williams, Dave (Colorado).....	RB	(3)	1979
Williams, Fred (Arkansas).....	T	(12)	1952
<b>Williams, James (Cheyney St.).....</b>	<b>DT</b>	<b>(4)</b>	<b>1991</b>
Williams, Jeff (Rhode Island).....	G	(1)	1982
Williams, Oliver (Illinois).....	WR	(1)	1983
Williams, Perry (Purdue).....	RB	(1)	1974
Williams, Walt (New Mexico St.).....	CB	(2)	1982
Willis, Peter Tom (Florida St.).....	QB	(4)	1990
Wilson, George* (Northwestern).....	E	(11)	1937
Wilson, Nemiah (Grambling).....	CB	(1)	1975
Wilson, Otis (Louisville).....	LB	(8)	1980
Wojciechowski, John (Mich. St.).....	T	(7)	1987
Wolden, Allan (Bemidji State).....	RB	(1)	1987
Woods, Tony (Oklahoma).....	DT	(1)	1989
<b>Woolford, Donnell (Clemson).....</b>	<b>CB</b>	<b>(5)</b>	<b>1989</b>
Worley, Tim (Georgia).....	RB	(2)	1993
Wright, Eric (Stephen F. Austin).....	WR	(2)	1991
Wright, Steve (Alabama).....	T	(1)	1971
Wrightman, Tim (UCLA).....	TE	(2)	1985
Wynne, Elmer* (Notre Dame).....	FB	(1)	1928

## • Y •

Youmans, Maury (Syracuse).....	T	(4)	1960
Young, Adrian (USC).....	LB	(1)	1973
Young, Randolph* (Millikin).....	T	(1)	1920
Youngblood, George (LSU).....	S	(1)	1969
Yourist, Abe.....	E	(1)	1923

## • Z •

Zanders, Emanuel (Jackson State).....	G	(1)	1981
Zarnas, Gust (Ohio State).....	G	(1)	1938
Zawatson, Dave (California).....	T	(1)	1989
Zeller, Joe (Indiana).....	G	(1)	1938
Zizak, Vince* (Villanova).....	G	(1)	1934
<b>Zorich, Chris (Notre Dame).....</b>	<b>DT</b>	<b>(4)</b>	<b>1991</b>
Zorich, George* (Northwestern).....	G	(3)	1944
Zucco, Vic (Michigan State).....	HB	(4)	1957

## BLOWN LEADS

	Losses	Never Led	Largest Lead:		8-10	11+
		Led	1-3	4-7		
1980	9	4	3	1	1	
1981	10	6	3	1		
1982	6	4		1		17 at TB
1983	8	6		2		
1984	6		2	3	1	
1985	1	1				
1986	2	1		1		
1987	4	2				14 vs. NO; 14 at Den
1988	4	3	1			
1989	10	5	3	1	1	
1990	5	2	1	1	1	
1991	5	3		1	1	
1992	11	6	1	2		14 vs. Cin; 20 at Min
1993	9	4	2	2	1	
1994	7	4	2		1	

Regular season only.

# PRE-SEASON RESULTS

<b>1921 — 1-0</b>	<b>Chi</b>	<b>Opp</b>
Waukegan	W	35 0
<b>1923 — 0-0-1</b>	<b>Chi</b>	<b>Opp</b>
Milwaukee Badgers	T	0 0
<b>1924 — 2-2</b>	<b>Chi</b>	<b>Opp</b>
Cleveland Bulldogs	W	23 0
Frankford Yellowjackets	W	13 10
Rock Island Independents	L	6 7
<b>1928 — 1-0</b>	<b>Chi</b>	<b>Opp</b>
Minneapolis Marines	W	12 6
<b>1929 — 1-1</b>	<b>Chi</b>	<b>Opp</b>
Memphis Tigers	W	39 19
Memphis Tigers	L	14 21
<b>1930 — 1-1</b>	<b>Chi</b>	<b>Opp</b>
Milwaukee Badgers	W	26 0
Ironton (OH) Tanks	L	13 26
<b>1931 — 1-0</b>	<b>Chi</b>	<b>Opp</b>
Cicero Boosters	W	43 0
<b>1932 — 3-0-1</b>	<b>Chi</b>	<b>Opp</b>
Cleveland Panthers	W	26 0
St. Louis Gunners	W	35 0
Portsmouth Spartans	T	6 6
Boston Redskins	W	21 0
<b>1933 — 2-0</b>	<b>Chi</b>	<b>Opp</b>
S 10 Cicero Boosters	W	60 0
S 16 Notre Dame All-Stars	W	14 0
<b>1934 — 11-1-1</b>	<b>Chi</b>	<b>Opp</b>
A 30 Chicago All-Stars	T	0 0
S 5 Indiana Harbor	W	19 6
S 9 Chicago Tigers	W	41 0
S 12 LaCrosse	W	25 0
Texas All-Stars	W	34 13
Green Bay Packers	W	10 6
Minnesota Stars	W	14 3
Philadelphia Eagles	W	28 14
Brooklyn Dodgers	W	20 6
Memphis Tigers	W	30 13
Chicago Cardinals	L	9 13
Pacific Coast Stars	W	26 7
New York Giants	W	21 0
<b>1935 — 5-0</b>	<b>Chi</b>	<b>Opp</b>
A 30 College All-Stars	W	5 0
S 8 Badger All-Stars	W	58 0
S 11 Calumet All-Stars	W	40 0
S 15 American Legion All-Stars	W	41 0
Kenosha	W	47 0
<b>1936 — 1-1</b>	<b>Chi</b>	<b>Opp</b>
S 7 Texas All-Stars	L	6 7
S 8 Oklahoma All-Stars	W	14 0
<b>1937 — 3-1</b>	<b>Chi</b>	<b>Opp</b>
S 6 Texas All-Stars	L	0 6
S 7 Oklahoma All-Stars	W	25 0
S 10 Calumet Indians	W	34 0
S 12 Des Moines Comets	W	39 0

<b>1938 — 4-1</b>	<b>Chi</b>	<b>Opp</b>
S 1 Eastern All-Stars	W	26 14
S 5 Southern All-Stars	W	32 18
S 23 Negro All-Stars	W	51 0
S 25 Cincinnati Bengals	L	13 17
S 27 Los Angeles Bulldogs	W	14 12
<b>1939 — 3-0</b>	<b>Chi</b>	<b>Opp</b>
S 5 Calumet All-Stars	W	13 0
S 9 Glen Elyn All-Stars	W	55 6
S 27 Cincinnati Bengals	W	26 6
<b>1940 — 6-1</b>	<b>Chi</b>	<b>Opp</b>
A 24 Calumet Indians	W	48 6
A 30 Pittsburgh Steelers	L	9 10
S 5 Philadelphia Eagles	W	27 21
S 8 Newark Bears	W	35 7
S 12 Calumet Indians	W	52 0
S 15 St. Louis Gunners	W	59 0
National League Stars	W	28 14
<b>1941 — 6-0</b>	<b>Chi</b>	<b>Opp</b>
A 19 Kenosha Cardinals	W	27 6
A 28 College All-Stars	W	37 13
S 9 Brooklyn Dodgers	W	14 9
S 11 Eastern All-Stars	W	23 6
S 14 Newark Bears	W	47 12
National League Stars	W	35 24
<b>1942 — 5-0</b>	<b>Chi</b>	<b>Opp</b>
A 22 Camp Grant	W	32 6
A 28 College All-Stars	W	21 0
S 5 Pittsburgh Steelers	W	40 20
S 13 Washington Redskins	W	38 14
S 20 Army All-Stars	W	14 7
<b>1943 — 3-0</b>	<b>Chi</b>	<b>Opp</b>
New York Giants	W	42 28
Washington Redskins	W	21 14
Philadelphia-Pittsburgh	W	20 7
<b>1944 — 3-1</b>	<b>Chi</b>	<b>Opp</b>
College All-Stars	W	24 21
Washington Redskins	L	7 21
New York Giants	W	20 10
Washington Redskins	W	28 0
<b>1945 — 1-2</b>	<b>Chi</b>	<b>Opp</b>
Washington Redskins	L	7 14
Philadelphia Eagles	L	21 38
New York Giants	W	14 13
<b>1946 — 5-0</b>	<b>Chi</b>	<b>Opp</b>
S 1 New York Giants	W	19 0
S 5 Boston Yanks	W	24 17
S 13 Philadelphia Eagles	W	24 12
S 17 Akron Bears	W	38 13
S 22 Washington Redskins	W	20 14
<b>1947 — 3-1</b>	<b>Chi</b>	<b>Opp</b>
A 22 College All-Stars	L	0 16
S 7 Boston Yanks	W	37 20
S 13 Philadelphia Eagles	W	13 10
S 17 Washington Redskins	W	28 7



# PRE-SEASON RESULTS

## 1948 — 4-1

	Chi	Opp
A 22 Pittsburgh Steelers	W 28	14
A 28 Philadelphia Eagles	W 24	23
S 5 Boston Yanks	W 42	7
S 9 Boston Yanks	W 24	14
S 14 New York Giants	L 7	17

## 1949 — 4-1

	Chi	Opp
A 20 Pittsburgh Steelers	W 34	0
A 28 New York Bulldogs	W 14	7
S 4 Washington Redskins	W 28	17
S 10 New York Giants	W 20	17
S 17 Philadelphia Eagles	L 7	14

## 1950 — 4-2

	Chi	Opp
A 12 New York Yankees	W 34	33
A 18 New York Giants	L 7	10
A 24 Baltimore Colts	W 21	17
A 26 Pittsburgh Steelers	W 30	14
S 1 Cleveland Browns	L 23	27
S 10 Philadelphia Eagles	W 10	3

## 1951 — 3-4

	Chi	Opp
A 23 Los Angeles Rams	L 14	42
A 26 San Francisco 49ers	W 24	7
S 2 New York Giants	L 0	14
S 9 Cleveland Browns	L 21	32
S 15 Philadelphia Eagles	W 31	6
S 19 Washington Redskins	W 21	19
S 23 Pittsburgh Steelers	L 17	21

## 1952 — 4-1

	Chi	Opp
A 12 Pittsburgh Steelers	W 14	9
A 29 Cleveland Browns	L 7	14
S 6 Philadelphia Eagles	W 37	7
S 14 New York Giants	W 17	7
S 20 Pittsburgh Steelers	W 23	0

## 1953 — 2-4

	Chi	Opp
A 15 Pittsburgh Steelers	L 10	29
A 22 Philadelphia Eagles	L 10	24
A 29 Pittsburgh Steelers	W 31	28
S 3 New York Giants	L 7	14
S 11 Cleveland Browns	L 14	20
S 20 Chicago Cardinals	W 14	13

## 1954 — 3-3

	Chi	Opp
A 14 Pittsburgh Steelers	W 21	14
A 18 Chicago Cardinals	L 0	10
A 28 Philadelphia Eagles	L 21	24
S 4 Washington Redskins	W 28	24
S 12 New York Giants	W 28	24
S 18 Cleveland Browns	L 7	35

## 1955 — 3-2

	Chi	Opp
A 20 Chicago Cardinals	L 6	21
A 26 Philadelphia Eagles	L 20	27
S 3 Washington Redskins	W 45	10
S 10 New York Giants	W 7	0
S 15 Cleveland Browns	W 24	21

## 1956 — 5-1

	Chi	Opp
A 18 Chicago Cardinals	W 31	7
A 24 Philadelphia Eagles	W 28	21
S 1 Washington Redskins	W 17	3
S 8 Pittsburgh Steelers	W 21	10
S 15 New York Giants	W 20	10
S 21 Cleveland Browns	L 14	24

## 1957 — 4-1-1

	Chi	Opp
A 17 Pittsburgh Steelers	W 24	7
A 24 Baltimore Colts	T 24	24
A 30 New York Giants	L 17	24
S 8 Philadelphia Eagles	W 24	14
S 14 Pittsburgh Steelers	W 37	10
S 20 Cleveland Browns	W 29	3

## 1958 — 6-0

	Chi	Opp
A 17 Chicago Cardinals	W 24	7
A 24 Philadelphia Eagles	W 3	0
A 30 Pittsburgh Steelers	W 17	10
S 5 Detroit Lions	W 24	17
S 12 Cleveland Browns	W 42	31
S 21 Washington Redskins	W 27	24

## 1959 — 5-1

	Chi	Opp
A 15 Green Bay Packers	W 19	16
A 22 Philadelphia Eagles	W 24	21
A 29 Pittsburgh Steelers	W 54	17
S 5 Washington Redskins	W 52	14
S 11 New York Giants	W 18	6
S 19 Cleveland Browns	L 31	33

## 1960 — 3-2

	Chi	Opp
A 15 New York Giants	W 16	17
A 27 Green Bay Packers	L 7	35
S 3 Washington Redskins	W 17	0
S 10 Cleveland Browns	L 10	16
S 16 Pittsburgh Steelers	W 21	10

## 1961 — 4-2

	Chi	Opp
A 5 Montreal Alouettes	W 34	16
A 12 Philadelphia Eagles	L 10	38
A 19 Washington Redskins	W 29	13
A 26 Green Bay Packers	L 14	24
S 2 Minnesota Vikings	W 30	7
S 8 Pittsburgh Steelers	W 24	21

## 1962 — 0-5

	Chi	Opp
A 11 Pittsburgh Steelers	L 14	19
A 18 Philadelphia Eagles	L 14	28
A 25 Green Bay Packers	L 21	35
S 1 Washington Redskins	L 28	29
S 7 Cleveland Browns	L 24	28

## 1963 — 3-2

	Chi	Opp
A 10 New York Giants	W 17	7
A 15 Washington Redskins	W 28	26
A 24 Green Bay Packers	L 7	26
A 31 St. Louis Cardinals	L 14	17
S 7 Baltimore Colts	W 14	7

## 1964 — 3-2

	Chi	Opp
A 7 College All-Stars	W 28	17
A 14 Washington Redskins	W 14	13
A 22 Green Bay Packers	L 7	21
A 28 St. Louis Cardinals	L 3	7
S 7 Dallas Cowboys	W 21	6

# PRE-SEASON RESULTS

1965 — 2-3			Chi	Opp
A 12	Washington Redskins	W	31	30
A 21	Green Bay Packers	L	14	31
A 28	Los Angeles Rams	W	28	14
S 3	St. Louis Cardinals	L	3	25
S 11	Dallas Cowboys	L	21	34

1966 — 3-1			Chi	Opp
A 6	Philadelphia Eagles	L	21	40
A 12	Green Bay Packers	W	13	10
A 20	Washington Redskins	W	21	10
S 2	St. Louis Cardinals	W	22	20

1967 — 2-3			Chi	Opp
A 9	Washington Redskins	L	14	37
A 18	Green Bay Packers	L	0	18
A 23	Kansas City Chiefs	L	24	66
S 1	St. Louis Cardinals	W	42	14
S 9	Philadelphia Eagles	W	14	0

1968 — 4-1			Chi	Opp
A 3	Dallas Cowboys	W	30	24
A 10	Baltimore Colts	L	0	10
A 19	Green Bay Packers	W	10	7
A 24	Washington Redskins	W	45	13
S 6	St. Louis Cardinals	W	19	17

1969 — 3-3			Chi	Opp
A 2	Washington Redskins	L	7	13
A 9	Miami Dolphins	W	16	10
A 16	Green Bay Packers	W	19	9
A 22	Houston Oilers	L	17	19
A 30	Buffalo Bills	W	23	16
S 12	St. Louis Cardinals	L	31	37

1970 — 1-4-1			Chi	Opp
A 8	Houston Oilers	W	23	13
A 15	Green Bay Packers	T	6	6
A 24	San Diego Chargers	L	9	14
A 29	St. Louis Cardinals	L	3	24
S 5	Denver Broncos	L	17	30
S 11	Minnesota Vikings	L	30	31

1971 — 3-3			Chi	Opp
A 7	Green Bay Packers	W	2	0
A 14	Baltimore Colts	L	13	21
A 21	Minnesota Vikings	L	14	34
A 28	Cleveland Browns	W	20	19
S 4	Houston Oilers	L	17	37
S 12	Denver Broncos	W	33	17

1972 — 1-4-1			Chi	Opp
A 5	Kansas City Chiefs	L	10	24
A 10	Houston Oilers	W	20	17
A 20	New England Patriots	L	17	27
A 27	Green Bay Packers	L	7	10
S 3	Buffalo Bills	T	24	24
S 9	St. Louis Cardinals	L	14	33

1973 — 3-1-2			Chi	Opp
A 4	Green Bay Packers	T	13	13
A 11	Houston Oilers	W	34	7
A 18	Miami Dolphins	T	9	9
A 26	Buffalo Bills	W	13	10
S 1	St. Louis Cardinals	W	31	20
S 9	Washington Redskins	L	3	7

1974 — 1-5			Chi	Opp
A 3	St. Louis Cardinals	L	7	10
A 12	Pittsburgh Steelers	L	21	50
A 17	Green Bay Packers	L	10	20
A 26	Baltimore Colts	W	20	16
A 31	Houston Oilers	L	20	37
S 9	Miami Dolphins	L	7	30

1975 — 2-4			Chi	Opp
A 9	San Diego Chargers	W	22	0
A 16	Green Bay Packers	L	9	13
A 23	St. Louis Cardinals	W	14	13
A 30	Denver Broncos	L	0	13
S 6	Miami Dolphins	L	10	21
S 13	Houston Oilers	L	13	24

1976 — 5-1			Chi	Opp
J 31	Denver Broncos	W	15	14
A 7	Seattle Seahawks	W	27	16
A 14	Baltimore Colts	W	25	14
A 21	St. Louis Cardinals	L	14	20
A 28	Tampa Bay Buccaneers	W	10	7
S 3	Washington Redskins	W	9	7

1977 — 3-4			Chi	Opp
J 30	New York Jets	W	20	6
A 6	New Orleans Saints	L	14	20
A 13	Oakland Raiders	W	20	13
A 20	Houston Oilers	W	14	10
A 25	Cleveland Browns	L	7	14
S 2	St. Louis Cardinals	L	14	23
S 10	Cincinnati Bengals	L	6	24

## INTERNATIONAL GAMES

The Bears were the first team to play overseas when they met the Cowboys in London in 1986. Since that League has expanded the American Bowl to several sites including Tokyo, Barcelona, and Montreal.

Aug. 3, 1986	Bears 17	Cowboys 3
Aug. 14, 1988	Bears 21	Vikings 28
Aug. 3, 1991	Bears 7	49ers 21

Wembley Stadium	London, ENGLAND
Ullevi Stadium	Gothenburg, SWEDEN
Olympic Stadium	Berlin, GERMANY

# PRE-SEASON RESULTS

1978 — 0-4		Stadium†	Chi	Opp
A 5	Oakland Raiders	(L)	13	14
A 12	St. Louis Cardinals	(L)	14	26
A 19	Cincinnati Bengals	(L)	3	27
A 24	Seattle Seahawks	(L)	7	16

1979 — 3-1			Chi	Opp
A 4	New York Jets	(S)	W 27	14
A 11	New Orleans Saints	(NO)	W 13	6
A 18	Cincinnati Bengals	(S)	W 17	13
A 25	St. Louis Cardinals	(SL)	L 7	10

1980 — 1-3			Chi	Opp
A 10	New York Jets	(NJ)	W 21	9
A 16	Cincinnati Bengals	(CI)	L 3	21
A 23	Cleveland Browns	(S)	L 31	33
A 30	St. Louis Cardinals	(S)	L 13	21

1981 — 2-2			Chi	Opp
A 8	New York Giants	(S)	L 7	23
A 15	Kansas City Chiefs	(KC)	L 0	13
A 22	Cincinnati Bengals	(S)	W 24	21
A 29	St. Louis Cardinals	(SL)	W 31	27

1982 — 1-3			Chi	Opp
A 16	San Diego Chargers	(SD)	L 27	28
A 21	Buffalo Bills	(BF)	W 21	14
A 28	St. Louis Cardinals	(S)	L 3	10
S 4	Baltimore Colts	(S)	L 17	26

1983 — 3-1			Chi	Opp
A 6	Buffalo Bills	(S)	W 27	17
A 13	St. Louis Cardinals	(SL)	L 24	27
A 20	Los Angeles Raiders	(LA)	W 27	21
A 27	Kansas City Chiefs	(S)	W 20	17

1984 — 1-3			Chi	Opp
A 4	St. Louis Cardinals	(S)	L 10	19
A 11	Green Bay Packers	(ML)	L 10	17
A 18	Cincinnati Bengals	(S)	L 17	25
A 26	Buffalo Bills	(I)	W 38	7

1985 — 1-3			Chi	Opp
A 9	St. Louis Cardinals	(SL)	L 3	10
A 17	Indianapolis Colts	(S)	L 13	24
A 26	*Dallas Cowboys	(DA)	L 13	15
A 31	Buffalo Bills	(S)	W 45	14

1986 — 4-1			Chi	Opp
A 3	Dallas Cowboys	(LN)	W 17	6
A 9	Pittsburgh Steelers	(TR)	W 33	13
A 16	Indianapolis Colts	(S)	W 38	21
A 23	St. Louis Cardinals	(S)	L 7	14
A 30	Buffalo Bills	(ND)	W 31	17

1987 — 3-1			Chi	Opp
A 16	Miami Dolphins	(JR)	W 10	3
A 22	Pittsburgh Steelers	(S)	W 50	14
A 31	*St. Louis Cardinals	(S)	L 16	20
S 5	Los Angeles Raiders	(LA)	W 20	17

1988 — 1-3		Stadium†	Chi	Opp
A 6	Miami Dolphins	(S)	W 20	17
A 14	Minnesota Vikings	(SW)	L 21	28
A 22	*Dallas Cowboys	(DA)	L 9	17
A 26	Los Angeles Raiders	(S)	L 22	37

1989 — 2-2			Chi	Opp
A 14	*Miami Dolphins	(JR)	W 28	20
A 19	San Diego Chargers	(S)	L 7	24
A 27	Kansas City Chiefs	(S)	L 17	22
S 2	Los Angeles Raiders	(LA)	W 41	38

1990 — 4-1			Chi	Opp
A 4	Cleveland Browns	(CN)	W 13	0
A 11	Miami Dolphins	(S)	W 10	6
A 18	Phoenix Cardinals	(TM)	W 17	9
A 24	Los Angeles Raiders	(S)	L 3	20
A 30	Buffalo Bills	(SC)	W 35	7

1991 — 2-3			Chi	Opp
J 26	Miami Dolphins	(JR)	W 6	0
A 3	San Francisco 49ers	(G)	L 7	21
A 11	Phoenix Cardinals	(S)	L 10	12
A 17	Los Angeles Raiders	(LA)	L 10	13
A 24	Buffalo Bills	(S)	W 30	13

1992 — 1-3			Chi	Opp
A 10	*New Orleans Saints	(S)	L 31	34
A 15	Phoenix Cardinals	(TM)	L 17	20
A 23	Pittsburgh Steelers	(S)	L 17	28
A 28	Dallas Cowboys	(TX)	W 20	13

1993 — 1-3			Chi	Opp
A 8	Philadelphia Eagles	(V)	L 9	13
A 14	Phoenix Cardinals	(S)	L 10	11
A 23	*New Orleans Saints	(NO)	L 14	20
A 27	Dallas Cowboys	(S)	W 23	21

1994 — 4-0			Chi	Opp
A 5	Philadelphia Eagles	(S)	W 12	6
A 13	Arizona Cardinals	(TM)	W 16	0
A 22	*Kansas City Chiefs	(KC)	W 21	18
A 27	New York Giants	(S)	W 27	21

1995 —			Chi	Opp
A 4	Carolina Panthers	(S)		
A 14	*Cleveland Browns	(CL)		
A 20	Arizona Cardinals	(S)		
A 24	Indianapolis Colts	(I)		

†See page 189 for stadium codes.

\* Indicates Monday Night Football



# POST-SEASON RESULTS

Date	Game	Winner	Loser	Chi-Opp	Site
1-7-95	Second Round	San Francisco	BEARS	15-44	Candlestick Park
1-1-95	First Round	BEARS	Minnesota	35-18	HHH Metrodome
12-29-91	First Round	Dallas	BEARS	13-17	Soldier Field
1-13-91	Second Round	NY Giants	BEARS	3-31	Giants Stadium
1-6-91	First Round	BEARS	New Orleans	16- 6	Soldier Field
1-8-89	Conf. Championship	San Francisco	BEARS	3-28	Soldier Field
12-31-88	NFC Divisional	BEARS	Philadelphia	20-12	Soldier Field
1-10-88	NFC Divisional	Washington	BEARS	17-21	Soldier Field
1-3-87	NFC Divisional	Washington	BEARS	13-27	Soldier Field
1-26-86	Super Bowl XX	BEARS	New England	46-10	Louisiana Superdome
1-12-86	Conf. Championship	BEARS	LA Rams	24- 0	Soldier Field
1-5-86	NFC Divisional	BEARS	NY Giants	21- 0	Soldier Field
1-6-85	NFC Championship	San Francisco	BEARS	0-23	Candlestick Park
12-30-84	NFC Divisional	BEARS	Washington	23-19	RFK Memorial
12-23-79	NFC Wild Card	Philadelphia	BEARS	17-27	Veterans Stadium
12-26-77	NFC Divisional	Dallas	BEARS	7-37	Texas Stadium
12-29-63	NFL Championship	BEARS	NY Giants	14-10	Wrigley Field
12-30-56	NFL Championship	NY Giants	BEARS	7-47	Yankee Stadium
12-17-50	Conf. Championship	LA Rams	BEARS	14-24	LA Coliseum
12-15-46	NFL Championship	BEARS	NY Giants	24-14	Polo Grounds
12-26-43	NFL Championship	BEARS	Washington	41-21	Wrigley Field
12-13-42	NFL Championship	Washington	BEARS	6-14	Griffith Stadium
12-21-41	NFL Championship	BEARS	NY Giants	37- 9	Wrigley Field
12-14-41	Conf. Championship	BEARS	Green Bay	33-14	Wrigley Field
12-8-40	NFL Championship	BEARS	Washington	73- 0	Griffith Stadium
12-12-37	NFL Championship	Washington	BEARS	21-28	Wrigley Field
12-9-34	NFL Championship	NY Giants	BEARS	13-30	Polo Grounds
12-17-33	NFL Championship	BEARS	NY Giants	23-21	Wrigley Field
12-18-32	Playoff	BEARS	Portsmouth	9- 0	Chicago Stadium

Bears vs.:	New Orleans	1-0	1.000
	New England	1-0	1.000
	Green Bay	1-0	1.000
	Minnesota	1-0	1.000
	Portsmouth	1-0	1.000
	NY Giants	5-3	.625
	LA Rams	1-1	.500
	Philadelphia	1-1	.500
	Washington	3-4	.429
	Dallas	0-2	.000
	San Francisco	0-3	.000

Playoff record: 15-14 (.517)

Record at home: 10-5 (.667)

NFL Championship game record: 8-4 (.667)

## MOST-WATCHED TV PROGRAMS . . . EVER

Program	Date	Viewers	Rating
1. Super Bowl XXVIII (Dallas vs. Buffalo)	1-30-94	134,800,000	45.5
2. Super Bowl XXVII (Dallas vs. Buffalo)	1-31-93	133,400,000	45.1
3. Super Bowl XX (Chicago vs. New England)	1-26-86	127,000,000	48.3
4. Winter Olympics (Oksana vs. Nancy vs. Tanya)	1-23-94	126,686,000	48.5
5. Super Bowl XXIX (San Francisco vs. San Diego)	1-26-95	125,216,000	41.3

- A rating is the percentage of houses with televisions which are watching the program. The 48.3 for SBXX is the fourth-highest in TV history (SBXVI, SBXVII, and the '94 winter figure skating).
- The Bears' Super Bowl drew a 70 share which means that 70% of all people watching TV were watching that game. The closest any program has come to a 70 since SBXX is January, 1994 when Oksana Baiul, Nancy Kerrigan, and Tanya Harding registered a 64 share in the Olympics.

# BEARS ALL-TIME RESULTS

## 1920 (10-1-2, .909)

George S. Halas		Decatur	
Ed Sternaman — Coaches		Staleys	Opp
O 3	Moine Tractors	W	20 0
O 10	Keweenaw	W	25 7
O 17	@ Rock Island Indep.	W	7 0
O 24	@ Chicago Tigers	W	10 0
O 31	@ Rockford	W	29 0
N 7	@ Rock Island Indep.	T	0 0
N 11	@ Champaign	W	20 0
N 14	@ Minneapolis Marines	W	3 0
N 21	Hammond Pros	W	26 7
N 25	@ Chicago Tigers	W	6 0
N 28	@ Chicago Cardinals	L	6 7
D 5	@ Chicago Cardinals	W	10 0
D 12	Akron Pros	T	0 0
		164	21

## 1921 (9-1-1, .900)

George S. Halas		Chicago	
Ed Sternaman — Coaches		Staleys	Opp
O 10	@ Rock Island Indep.	W	14 10
O 16	Rochester Jeffersons	W	16 13
O 23	Dayton Triangles	W	7 0
N 6	Detroit Tigers	W	20 9
N 13	Rock Island Indep.	W	3 0
N 20	Cleveland Indians	W	22 7
N 24	Buffalo All-Americans	L	6 7
N 27	Green Bay Packers	W	20 0
D 4	Buffalo All-Americans	W	10 7
D 11	Canton Bulldogs	W	10 0
D 18	@ Chicago Cardinals	T	0 0
		128	53

## 1922 (9-3, .750)

George S. Halas		Chicago	
Ed Sternaman — Coaches		Bears	Opp
O 1	Racine Legion	W	6 0
O 8	@ Rock Island Indep.	W	10 6
O 15	Rochester Jeffersons	W	7 0
O 22	Buffalo All-Americans	W	7 0
O 29	Canton Bulldogs	L	6 7
N 5	Dayton Triangles	W	9 0
N 12	Orange Indians	W	33 6
N 19	Rock Island Indep.	W	3 0
N 26	Akron Pros	W	20 10
N 30	@ Chicago Cardinals	L	0 6
D 3	Toledo Maroons	W	22 0
D 10	@ Chicago Cardinals	L	0 9
		123	44

## 1923 (9-2-1, .818)

George S. Halas		Chicago	
Ed Sternaman — Coaches		Bears	Opp
S 30	@ Rock Island Indep.	L	0 3
O 7	@ Racine Legion	W	3 0
O 14	@ Green Bay Packers	W	3 0
O 21	Canton Bulldogs	L	0 6
O 28	Buffalo All-Americans	W	18 3
N 4	Orange Indians	W	26 0
N 11	Akron Pros	W	20 6
N 18	Rock Island Indep.	W	7 3
N 25	Hammond Pros	W	14 7
N 29	Chicago Cardinals	W	3 0
D 2	Milwaukee Badgers	T	0 0
D 9	Rock Island Indep.	W	29 7
		123	35

## 1924 (6-1-4, .857)

George S. Halas		Bears	
Ed Sternaman — Coaches		Bears	Opp
S 24	@ Rock Island Indep.	T	0 0
O 5	@ Cleveland Bulldogs	L	14 16
O 12	Racine Legion	T	10 10
O 19	Chicago Cardinals	W	6 0
O 26	Frankford Yelljackets	W	33 3
N 2	Rock Island Indep.	T	3 3
N 9	Columbus Tigers	W	12 6
N 16	Racine Legion	T	3 3
N 23	Green Bay Packers	W	3 0
N 27	@ Chicago Cardinals	W	21 0
N 30	Milwaukee Badgers	W	31 14
		136	55

## 1925 (9-5-3, .643)

George S. Halas		Bears	
Ed Sternaman — Coaches		Bears	Opp
S 20	@ Rock Island Indep.	T	0 0
S 27	@ Green Bay Packers	L	10 14
O 4	Detroit Panthers	T	0 0
O 11	Hammond Pros	W	28 7
O 18	Cleveland Bulldogs	W	7 0
O 25	@ Chicago Cardinals	L	0 9
N 1	Rock Island Indep.	W	6 0
N 8	Frankford Yelljackets	W	19 0
N 15	Detroit Panthers	W	14 0
N 22	Green Bay Packers	W	21 0
N 26	Chicago Cardinals	T	0 0
N 29	Columbus Tigers	W	14 13
D 5	@ Frankford Yelljackets	W	14 7
D 6	@ New York Giants	W	19 7
D 9	@ Providence Ste. Rol.	L	6 9
D 12	@ Detroit Panthers	L	0 21
D 13	New York Giants	L	0 9
		158	96

## 1926 (12-1-3, .923)

George S. Halas		Bears	
Ed Sternaman — Coaches		Bears	Opp
S 19	@ Milwaukee Badgers	W	10 7
S 26	@ Green Bay Packers	T	6 6
O 3	@ Detroit Panthers	W	10 7
O 10	New York Giants	W	7 0
O 17	Chicago Cardinals	W	16 0
O 24	Duluth Eskimos	W	24 6
O 31	Akron Indians	W	17 0
N 7	Louisville Colonels	W	34 0
N 11	@ Chicago Cardinals	W	10 0
N 13	Milwaukee Badgers	W	10 7
N 21	Green Bay Packers	W	19 13
N 25	Chicago Cardinals	T	0 0
N 28	Canton Bulldogs	W	35 0
D 3	@ Frankford Yelljackets	L	6 7
D 12	Pottsville Maroons	W	9 7
D 19	Green Bay Packers	T	3 3
		215	63

## 1927 (9-3-2, .750)

George S. Halas		Bears	
Ed Sternaman — Coaches		Bears	Opp
S 25	@ Chicago Cardinals	W	9 0
O 2	@ Green Bay Packers	W	7 6
O 15	New York Yankees	W	12 0
O 23	Cleveland Bulldogs	W	14 12
O 30	Dayton Triangles	W	14 6
N 5	Providence Ste. Rol.	T	0 0
N 8	@ New York Yankees	L	6 26
N 13	Pottsville Maroons	W	30 12
N 20	Green Bay Packers	W	14 6
N 24	Chicago Cardinals	L	0 3
N 27	@ New York Giants	L	7 13
D 3	@ Frankford Yelljackets	T	0 0
D 4	Frankford Yelljackets	W	9 0
D 11	Duluth Eskimos	W	27 0
		149	84

## 1928 (7-5-1, .636)

George S. Halas		Bears	
Ed Sternaman — Coaches		Bears	Opp
S 23	@ Chicago Cardinals	W	15 0
S 30	@ Green Bay Packers	T	12 12
O 14	New York Giants	W	13 0
O 21	Green Bay Packers	L	6 16
O 28	Detroit Wolverines	L	0 6
N 4	New York Yankees	W	27 0
N 11	Dayton Triangles	W	27 0
N 18	Pottsville Maroons	W	13 6
N 25	Detroit Wolverines	L	7 14
N 29	Chicago Cardinals	W	34 0
D 2	Frankford Yelljackets	W	28 6
D 9	Green Bay Packers	L	0 6
D 15	@ Frankford Yelljackets	L	0 13
		162	85

## 1929 (4-9-2, .308)

George S. Halas		Bears	
Ed Sternaman — Coaches		Bears	Opp
S 22	@ Minneapolis Marines	W	19 6
S 29	@ Green Bay Packers	L	0 23
O 6	@ Minneapolis Marines	W	7 6
O 13	@ Buffalo Bisons	W	16 0
O 20	Chicago Cardinals	T	0 0
O 27	Minneapolis Yelljackets	W	27 0
N 3	New York Giants	L	14 26
N 10	Green Bay Packers	L	0 14
N 16	@ Frankford Yelljackets	L	14 20
N 17	@ New York Giants	L	0 34
N 24	Buffalo Bisons	L	7 19
N 28	@ Chicago Cardinals	L	6 40
D 1	Frankford Yelljackets	T	0 0
D 8	Green Bay Packers	L	0 25
D 15	New York Giants	L	9 14
		119	227

# BEARS ALL-TIME RESULTS

## 1930 (9-4-1, .692)

Ralph Jones — Coach	Bears	Opp
S 21 Brooklyn Dodgers	T	0 0
S 28 @ Green Bay Packers	L	0 7
O 5 @ Minneapolis Rackets	W	20 0
O 12 New York Giants	L	0 12
O 19 @ Chicago Cardinals	W	32 6
O 22 @ Portsmouth Spartans	L	6 7
O 26 Frankford Yefackets	W	13 7
N 2 Minneapolis Rackets	W	20 7
N 9 Green Bay Packers	L	12 13
N 16 @ New York Giants	W	12 0
N 22 @ Frankford Yefackets	W	13 6
N 27 Chicago Cardinals	W	6 0
N 30 Portsmouth Spartans	W	14 6
D 7 Green Bay Packers	W	21 0
	169	71

## 1931 (8-5, .615)

Ralph Jones — Coach	Bears	Opp
S 18 Cleveland Indians	W	21 0
S 27 @ Green Bay Packers	L	0 7
O 11 New York Giants	W	6 0
O 18 Chicago Cardinals	W	26 13
O 25 Frankford Yefackets	L	12 13
N 1 Green Bay Packers	L	2 6
N 8 Portsmouth Spartans	W	9 6
N 15 New York Giants	W	12 6
N 22 @ Brooklyn Dodgers	W	26 0
N 26 Chicago Cardinals	W	18 7
N 29 @ Portsmouth Spartans	L	0 3
D 6 Green Bay Packers	W	7 6
D 13 New York Giants	L	6 25
	145	92

## 1932 (6-1-6, .857)

Ralph Jones — Coach	Bears	Opp
S 25 @ Green Bay Packers	T	0 0
O 2 @ St. Louis Cardinals	T	0 0
O 9 @ Chicago Cardinals	T	0 0
O 16 Green Bay Packers	L	0 2
O 28 @ St. Louis Cardinals	W	27 7
O 30 @ Boston Braves	T	7 7
N 6 @ New York Giants	W	28 8
N 13 Portsmouth Spartans	T	13 13
N 20 Brooklyn Dodgers	W	20 0
N 24 Chicago Cardinals	W	34 0
N 27 @ Portsmouth Spartans	T	7 7
D 4 New York Giants	W	6 0
D 11 Green Bay Packers	W	9 0
	151	44
<b>PLAYOFFS</b>		
D 18 Portsmouth Spartans	W	9 0

## 1933 (10-2-1, .833)

George S. Halas — Coach	Bears	Opp
S 24 @ Green Bay Packers	W	14 7
O 1 Boston Redskins	W	7 0
O 8 @ Brooklyn Dodgers	W	10 0
O 15 Chicago Cardinals	W	12 9
O 22 Green Bay Packers	W	10 7
O 29 New York Giants	W	14 10
N 5 @ Boston Redskins	L	0 10
N 12 @ Philadelphia Eagles	T	3 3
N 19 @ New York Giants	L	0 3
N 26 Portsmouth Spartans	W	17 14
N 30 Chicago Cardinals	W	22 6
D 3 @ Portsmouth Spartans	W	17 7
D 10 Green Bay Packers	W	7 6
	133	62
<b>PLAYOFFS</b>		
D 17 New York Giants	W	23 21

## 1934 (13-0, 1.000)

George S. Halas — Coach	Bears	Opp
S 23 @ Green Bay Packers	W	24 10
S 30 @ Cincinnati Reds	W	21 3
O 7 @ Brooklyn Dodgers	W	21 7
O 10 @ Pittsburgh Pirates	W	28 0
O 14 Chicago Cardinals	W	20 0
O 21 Cincinnati Reds	W	41 7
O 28 Green Bay Packers	W	27 14
N 4 New York Giants	W	27 7
N 11 @ Boston Redskins	W	21 0
N 18 @ New York Giants	W	10 9
N 25 Chicago Cardinals	W	17 6
N 29 @ Detroit Lions	W	19 16
D 2 Detroit Lions	W	10 7
	266	86

### PLAYOFFS

D 5 @ New York Giants	L	13 30
-----------------------	---	-------

## 1935 (6-4-2, .600)

George S. Halas — Coach	Bears	Opp
S 22 @ Green Bay Packers	L	0 7
S 29 @ Pittsburgh Pirates	W	23 7
O 13 @ Philadelphia Eagles	W	39 0
O 20 Brooklyn Dodgers	W	24 14
O 27 Green Bay Packers	L	14 17
N 3 @ New York Giants	W	20 3
N 10 @ Boston Redskins	W	30 14
N 17 New York Giants	L	0 3
N 24 Detroit Lions	T	20 20
N 28 @ Detroit Lions	L	2 14
D 1 Chicago Cardinals	T	7 7
D 8 Chicago Cardinals	W	13 0
	192	106

## 1936 (9-3, .750)

George S. Halas — Coach	Bears	Opp
S 20 @ Green Bay Packers	W	30 3
S 27 @ Philadelphia Eagles	W	17 0
O 4 @ Pittsburgh Pirates	W	27 9
O 11 Chicago Cardinals	W	7 3
O 18 Pittsburgh Pirates	W	26 7
O 25 Detroit Lions	W	12 10
N 1 Green Bay Packers	L	10 21
N 8 @ New York Giants	W	25 7
N 15 @ Boston Redskins	W	26 0
N 22 @ Philadelphia Eagles	W	28 7
N 26 @ Detroit Lions	L	7 13
N 29 Chicago Cardinals	L	7 14
	222	94

### PLAYOFFS

D 8 @ Washington Redskins	W	73 0
---------------------------	---	------

## 1937 (9-1-1, .900)

George S. Halas — Coach	Bears	Opp
S 19 @ Green Bay Packers	W	14 2
O 4 @ Pittsburgh Steelers	W	7 0
O 10 @ Cleveland Rams	W	20 2
O 17 Chicago Cardinals	W	16 7
O 24 Detroit Lions	W	28 20
O 31 @ New York Giants	T	3 3
N 7 Green Bay Packers	L	14 24
N 14 Brooklyn Dodgers	W	29 7
N 25 @ Detroit Lions	W	13 0
N 28 Cleveland Rams	W	15 7
D 5 Chicago Cardinals	W	42 28
	201	100

### PLAYOFFS

D 12 Washington Redskins	L	21 28
--------------------------	---	-------

## 1938 (6-5, .545)

George S. Halas — Coach	Bears	Opp
S 11 Chicago Cardinals	W	16 13
S 18 @ Green Bay Packers	W	2 0
O 2 @ Philadelphia Eagles	W	28 6
O 9 @ Cleveland Rams	L	7 14
O 16 Chicago Cardinals	W	34 28
O 23 Cleveland Rams	L	21 23
O 30 Detroit Lions	L	7 13
N 6 Green Bay Packers	L	17 24
N 13 Washington Redskins	W	31 7
N 20 @ Brooklyn Dodgers	W	24 6
N 24 @ Detroit Lions	L	7 14
	194	148

## 1939 (8-3, .727)

George S. Halas — Coach	Bears	Opp
S 15 Cleveland Rams	W	30 21
S 24 @ Green Bay Packers	L	16 21
O 2 @ Pittsburgh Steelers	W	32 0
O 8 @ Cleveland Rams	W	35 21
O 15 Chicago Cardinals	W	44 7
O 22 @ New York Giants	L	13 16
O 29 Detroit Lions	L	0 10
N 5 Green Bay Packers	W	30 27
N 12 @ Detroit Lions	W	23 13
N 19 Philadelphia Eagles	W	27 14
N 26 Chicago Cardinals	W	48 7
	298	157

## 1940 (8-3, .727)

George S. Halas — Coach	Bears	Opp
S 22 @ Green Bay Packers	W	41 0
S 25 @ Chicago Cardinals	L	7 21
O 8 @ Cleveland Rams	W	21 14
O 13 Detroit Lions	W	7 0
O 20 Brooklyn Dodgers	W	16 7
O 27 @ New York Giants	W	37 21
N 3 Green Bay Packers	W	14 7
N 10 @ Detroit Lions	L	14 17
N 17 @ Washington Redskins	L	3 7
N 24 Cleveland Rams	W	47 25
D 1 Chicago Cardinals	W	31 23
	238	152

### PLAYOFFS

D 8 @ Washington Redskins	W	73 0
---------------------------	---	------

## 1941 (10-1, .909)

George S. Halas — Coach	Bears	Opp
S 28 @ Green Bay Packers	W	25 17
O 5 @ Cleveland Rams	W	48 21
O 12 Chicago Cardinals	W	53 7
O 19 Detroit Lions	W	49 0
O 26 Pittsburgh Steelers	W	34 7
N 2 Green Bay Packers	L	14 16
N 9 Cleveland Rams	W	31 13
N 16 Washington Redskins	W	35 21
N 23 @ Detroit Lions	W	24 7
N 30 @ Philadelphia Eagles	W	49 14
D 7 @ Chicago Cardinals	W	34 24
	395	147

### PLAYOFFS

D 14 Green Bay Packers	W	33 14
D 21 New York Giants	W	37 9



# BEARS ALL-TIME RESULTS

## 1942 (11-0, 1,000)

George S. Halas — Coach	Bears	Opp
S 27 @ Green Bay Packers	W	44 28
O 4 @ Cleveland Rams	W	21 7
O 11 Chicago Cardinals	W	41 14
O 18 New York Giants	W	26 7
O 25 Philadelphia Eagles	W	45 14
Heartley "Hunk" Anderson		
Luke Johnsons — Coaches		
N 1 Detroit Lions	W	16 0
N 8 @ Brooklyn Dodgers	W	35 0
N 15 Green Bay Packers	W	38 7
N 22 @ Detroit Lions	W	42 0
N 29 Cleveland Rams	W	47 0
D 6 @ Chicago Cardinals	W	21 7
	376	84

### PLAYOFFS

D 13 @ Washington Redskins	L	6 14
----------------------------	---	------

## 1943 (8-1-1, .689)

Heartley "Hunk" Anderson	Bears	Opp
Luke Johnsons — Coaches		
S 25 @ Green Bay Packers	T	21 21
O 3 @ Detroit Lions	W	27 21
O 10 Chicago Cardinals	W	20 0
O 17 Philadelphia "Steagles"	W	48 21
O 24 Brooklyn Dodgers	W	33 21
O 31 Detroit Lions	W	35 14
N 7 Green Bay Packers	W	21 7
N 14 @ New York Giants	W	56 7
N 21 @ Washington Redskins	L	7 21
N 28 @ Chicago Cardinals	W	35 24
	303	157
PLAYOFFS		
D 28 Washington Redskins	W	41 21

## 1944 (6-3-1, .667)

Heartley "Hunk" Anderson	Bears	Opp
Luke Johnsons — Coaches		
S 24 @ Green Bay Packers	L	28 42
O 8 @ Cleveland Rams	L	7 19
O 15 Cardinal-Pittsburgh	W	34 7
O 22 Detroit Lions	T	21 21
O 29 Cleveland Rams	W	28 21
N 5 Green Bay Packers	W	21 0
N 12 Boston Yanks	W	21 7
N 15 @ Detroit Lions	L	21 41
N 26 @ Philadelphia Eagles	W	28 7
D 3 @ Cardinal Pittsburgh	W	49 7
	258	172

## 1945 (3-7, .300)

Heartley "Hunk" Anderson	Bears	Opp
Luke Johnsons — Coaches		
S 30 @ Green Bay Packers	L	21 31
O 7 @ Cleveland Rams	L	0 17
O 14 Chicago Cardinals	L	7 16
O 21 Cleveland Rams	L	21 41
O 28 @ Detroit Lions	L	10 16
N 4 Green Bay Packers	W	28 24
N 11 Detroit Lions	L	28 35
N 18 @ Washington Redskins	L	21 28
N 25 Pittsburgh Steelers	W	28 7
D 2 @ Chicago Cardinals	W	28 20
	192	235

## 1946 (8-2-1, .800)

George S. Halas — Coach	Bears	Opp
S 29 @ Green Bay Packers	W	30 7
O 6 @ Chicago Cardinals	W	34 17
O 13 Los Angeles Rams	T	28 28
O 20 Philadelphia Eagles	W	21 14
O 27 @ New York Giants	L	0 14
N 3 Green Bay Packers	W	10 7
N 10 @ Los Angeles Rams	W	27 21
N 17 Washington Redskins	W	24 20
N 24 Detroit Lions	W	42 6
D 1 Chicago Cardinals	L	28 35
D 8 @ Detroit Lions	W	45 24
	289	193

### PLAYOFFS

D 15 @ New York Giants	W	24 14
------------------------	---	-------

## 1947 (8-4, .667)

George S. Halas — Coach	Bears	Opp
S 28 @ Green Bay Packers	L	20 29
O 5 @ Chicago Cardinals	L	7 31
O 12 Philadelphia Eagles	W	40 0
O 19 Detroit Lions	W	33 24
O 26 @ Washington Redskins	W	56 20
N 2 @ Boston Yanks	W	28 24
N 9 Green Bay Packers	W	20 17
N 16 @ Los Angeles Rams	W	41 21
N 23 Pittsburgh Steelers	W	49 7
N 27 @ Detroit Lions	W	34 14
D 7 Los Angeles Rams	L	14 17
D 14 Chicago Cardinals	L	21 30
	363	241

## 1948 (10-2, .833)

George S. Halas — Coach	Bears	Opp
S 26 @ Green Bay Packers	W	45 7
O 4 @ Chicago Cardinals	W	28 17
O 10 Los Angeles Rams	W	42 21
O 17 Detroit Lions	W	26 0
O 24 @ Philadelphia Eagles	L	7 12
O 31 New York Giants	W	35 14
N 7 @ Los Angeles Rams	W	21 6
N 14 Green Bay Packers	W	7 6
N 21 @ Boston Yanks	W	51 17
N 28 Washington Redskins	W	48 13
D 5 @ Detroit Lions	W	42 14
D 12 Chicago Cardinals	L	21 24
	375	151

## 1949 (9-3, .750)

George S. Halas — Coach	Bears	Opp
S 25 @ Green Bay Packers	W	17 0
O 2 @ Chicago Cardinals	W	17 7
O 9 Los Angeles Rams	L	16 31
O 16 Philadelphia Eagles	W	38 21
O 23 @ New York Giants	L	28 35
O 30 @ Los Angeles Rams	L	24 27
N 6 Green Bay Packers	W	24 3
N 13 Detroit Lions	W	27 24
N 20 @ Washington Redskins	W	21 21
N 24 @ Detroit Lions	W	28 7
D 4 Pittsburgh Steelers	W	30 21
D 11 Chicago Cardinals	W	52 21
	332	218

## 1950 (9-3, .750)

George S. Halas — Coach	Bears	Opp
S 17 @ Los Angeles Rams	W	24 20
S 24 @ San Francisco 49ers	W	32 20
O 1 @ Green Bay Packers	L	21 31
O 8 Chicago Cardinals	W	27 6
O 15 Green Bay Packers	W	28 14
O 29 @ New York Yanks	L	27 38
N 3 @ Detroit Lions	W	35 21
N 12 New York Yanks	W	28 20
N 19 San Francisco 49ers	W	17 0
N 25 Los Angeles Rams	W	24 14
D 3 @ Chicago Cardinals	L	10 20
D 10 Detroit Lions	W	6 3
	279	207

### PLAYOFFS

D 17 @ Los Angeles Rams	L	14 24
-------------------------	---	-------

## 1951 (7-5, .583)

George S. Halas — Coach	Bears	Opp
S 30 @ Green Bay Packers	W	31 20
O 7 @ Chicago Cardinals	L	14 28
O 14 New York Yanks	W	24 21
O 21 San Francisco 49ers	W	13 7
O 28 @ Detroit Lions	W	28 23
N 4 @ Washington Redskins	W	27 0
N 11 Detroit Lions	L	28 41
N 18 Green Bay Packers	W	24 13
N 25 @ Cleveland Browns	L	21 42
D 2 Los Angeles Rams	L	17 42
D 9 @ New York Yanks	W	45 21
D 16 Chicago Cardinals	L	14 24
	286	282

## 1952 (5-7, .416)

George S. Halas — Coach	Bears	Opp
S 28 @ Green Bay Packers	W	24 14
O 5 @ Chicago Cardinals	L	10 21
O 12 Dallas Texans	W	38 20
O 19 San Francisco 49ers	L	16 40
O 26 @ Los Angeles Rams	L	7 31
N 2 @ San Francisco 49ers	W	20 17
N 5 Green Bay Packers	L	28 41
N 16 Los Angeles Rams	L	24 40
N 23 Detroit Lions	W	24 23
N 27 @ Dallas Texans	L	23 27
D 7 @ Detroit Lions	L	21 45
D 14 Chicago Cardinals	W	10 7
	245	326

## 1953 (3-8-1, .273)

George S. Halas — Coach	Bears	Opp
S 27 @ Baltimore Colts	L	9 13
O 4 @ Green Bay Packers	W	17 13
O 11 Baltimore Colts	L	14 16
O 18 San Francisco 49ers	L	28 35
O 25 @ Los Angeles Rams	L	24 28
N 1 @ San Francisco 49ers	L	14 24
N 8 Green Bay Packers	T	21 21
N 15 @ Washington Redskins	W	27 24
N 22 Detroit Lions	L	16 20
N 29 Los Angeles Rams	W	24 21
D 6 @ Detroit Lions	L	7 13
D 13 Chicago Cardinals	L	17 24
	218	262

# BEARS ALL-TIME RESULTS

## 1954 (8-4, .667)

George S. Halas — Coach		Bears	Opp
S 26 @ Detroit Lions	L	23	48
O 3 @ Green Bay Packers	W	10	3
O 10 Baltimore Colts	W	28	9
O 17 San Francisco 49ers	L	24	31
O 24 @ Los Angeles Rams	L	38	42
O 31 @ San Francisco 49ers	W	31	27
N 7 Green Bay Packers	W	28	23
N 14 Cleveland Browns	L	10	39
N 21 @ Baltimore Colts	W	29	13
N 28 Los Angeles Rams	W	24	13
D 5 @ Chicago Cardinals	W	29	7
D 12 Detroit Lions	W	28	24
		301	279

## 1955 (8-4, .667)

George S. Halas — Coach		Bears	Opp
S 25 @ Baltimore Colts	L	17	23
O 2 @ Green Bay Packers	L	3	24
O 9 San Francisco 49ers	L	19	20
O 16 Baltimore Colts	W	38	10
O 23 @ San Francisco 49ers	W	34	23
O 30 @ Los Angeles Rams	W	31	20
N 6 Green Bay Packers	W	52	21
N 13 Los Angeles Rams	W	24	3
N 20 @ Detroit Lions	W	24	14
N 27 @ Chicago Cardinals	L	14	53
D 4 Detroit Lions	W	21	20
D 11 Philadelphia Eagles	W	17	10
		294	251

## 1956 (9-2-1, .818)

John Paddy Driscoll — Coach		Bears	Opp
S 30 @ Baltimore Colts	L	21	28
O 7 @ Green Bay Packers	W	37	21
O 14 San Francisco 49ers	W	31	7
O 21 Baltimore Colts	W	58	27
O 28 @ San Francisco 49ers	W	38	21
N 4 @ Los Angeles Rams	W	35	24
N 11 Green Bay Packers	W	38	14
N 18 Los Angeles Rams	W	30	21
N 25 @ New York Giants	T	17	17
D 2 @ Detroit Lions	L	10	42
D 9 Chicago Cardinals	W	10	3
D 16 Detroit Lions	W	38	21
		363	246

### PLAYOFFS

D 30 @ New York Giants	L	7	47
------------------------	---	---	----

## 1957 (5-7, .417)

John Paddy Driscoll — Coach		Bears	Opp
S 29 @ Green Bay Packers	L	17	21
O 5 @ Baltimore Colts	L	10	21
O 13 San Francisco 49ers	L	17	21
O 20 Los Angeles Rams	W	34	26
O 27 @ San Francisco 49ers	L	17	21
N 3 @ Los Angeles Rams	W	16	10
N 10 Green Bay Packers	W	21	14
N 17 Baltimore Colts	L	14	29
N 24 @ Detroit Lions	W	27	7
D 1 Washington Redskins	L	3	14
D 8 @ Chicago Cardinals	W	14	6
D 15 Detroit Lions	L	13	21
		203	211

## 1958 (8-4, .667)

George S. Halas — Coach		Bears	Opp
S 27 @ Green Bay Packers	W	34	20
O 4 @ Baltimore Colts	L	38	51
O 12 San Francisco 49ers	W	28	6
O 19 Los Angeles Rams	W	31	10
O 26 @ San Francisco 49ers	W	27	14
N 2 @ Los Angeles Rams	L	35	41
N 9 Green Bay Packers	W	24	10
N 16 Baltimore Colts	L	0	17
N 23 @ Detroit Lions	W	20	7
N 30 @ Pittsburgh Steelers	L	10	24
D 7 Chicago Cardinals	W	30	14
D 14 Detroit Lions	W	21	16
		298	230

## 1959 (8-4, .667)

George S. Halas — Coach		Bears	Opp
S 27 @ Green Bay Packers	L	6	9
O 3 @ Baltimore Colts	W	26	21
O 11 Los Angeles Rams	L	21	28
O 18 Baltimore Colts	L	7	21
O 25 @ San Francisco 49ers	L	17	20
N 1 @ Los Angeles Rams	W	26	21
N 8 Green Bay Packers	W	28	17
N 15 San Francisco 49ers	W	14	3
N 22 @ Detroit Lions	W	24	14
N 29 @ Chicago Cardinals	W	31	7
D 6 Pittsburgh Steelers	W	27	21
D 13 Detroit Lions	W	25	14
		252	196

## 1960 (5-6-1, .455)

George S. Halas — Coach		Bears	Opp
S 25 @ Green Bay Packers	W	17	14
O 2 @ Baltimore Colts	L	7	42
O 9 Los Angeles Rams	W	34	27
O 16 San Francisco 49ers	W	27	10
O 23 @ Los Angeles Rams	T	24	24
O 30 @ San Francisco 49ers	L	7	25
N 13 Baltimore Colts	L	20	24
N 20 Detroit Lions	W	28	7
N 27 Dallas Cowboys	W	17	7
D 4 Green Bay Packers	L	13	41
D 11 @ Cleveland Browns	L	0	42
D 18 @ Detroit Lions	L	0	36
		194	299

## 1961 (8-6, .571)

George S. Halas — Coach		Bears	Opp
S 17 @ Minnesota Vikings	L	13	37
S 23 @ Los Angeles Rams	W	21	17
O 1 @ Green Bay Packers	L	0	24
O 8 @ Detroit Lions	W	31	17
O 15 Baltimore Colts	W	24	10
O 22 San Francisco 49ers	W	31	0
O 29 @ Baltimore Colts	W	21	20
N 5 @ Philadelphia Eagles	L	14	16
N 12 Green Bay Packers	L	28	31
N 19 @ San Francisco 49ers	L	31	41
N 26 Los Angeles Rams	W	28	24
D 3 Detroit Lions	L	15	16
D 10 Cleveland Browns	W	17	14
D 17 Minnesota Vikings	W	52	35
		326	302

## 1962 (9-5, .643)

George S. Halas — Coach		Bears	Opp
S 15 @ San Francisco 49ers	W	30	14
S 23 @ Los Angeles Rams	W	27	23
S 30 @ Green Bay Packers	L	0	49
O 7 @ Minnesota Vikings	W	13	0
O 14 San Francisco 49ers	L	27	34
O 21 Baltimore Colts	W	35	15
O 28 @ Detroit Lions	L	3	38
N 4 Green Bay Packers	L	7	11
N 11 Minnesota Vikings	W	31	30
N 18 @ Dallas Cowboys	W	34	33
N 25 @ Baltimore Colts	W	57	0
D 2 New York Giants	L	24	26
D 9 Los Angeles Rams	W	30	14
D 16 Detroit Lions	W	3	0
		321	267

## 1963 (11-1-2, .917)

George S. Halas — Coach		Bears	Opp
S 15 @ Green Bay Packers	W	10	3
S 22 @ Minnesota Vikings	W	28	7
S 29 @ Detroit Lions	W	37	21
O 6 Baltimore Colts	W	10	3
O 13 @ Los Angeles Rams	W	52	14
O 20 @ San Francisco 49ers	L	14	20
O 27 Philadelphia Eagles	W	16	7
N 3 @ Baltimore Colts	W	17	7
N 10 Los Angeles Rams	W	6	0
N 17 Green Bay Packers	W	26	7
N 24 @ Pittsburgh Steelers	T	17	17
D 1 Minnesota Vikings	T	17	17
D 8 San Francisco 49ers	W	27	17
D 15 Detroit Lions	W	24	14
		301	144

### PLAYOFFS

D 29 New York Giants	W	14	10
----------------------	---	----	----

## 1964 (5-9, .357)

George S. Halas — Coach		Bears	Opp
S 13 @ Green Bay Packers	L	12	23
S 20 @ Minnesota Vikings	W	34	28
S 27 @ Baltimore Colts	L	0	52
O 4 @ San Francisco 49ers	L	21	31
O 11 Los Angeles Rams	W	38	17
O 18 Detroit Lions	L	0	10
O 25 @ Washington Redskins	L	20	27
N 1 Dallas Cowboys	L	10	24
N 8 Baltimore Colts	L	24	40
N 15 @ Los Angeles Rams	W	34	24
N 22 San Francisco 49ers	W	23	21
N 29 @ Detroit Lions	W	27	24
D 5 Green Bay Packers	L	3	17
D 13 Minnesota Vikings	L	14	41
		260	379

## 1965 (9-5, .643)

George S. Halas — Coach		Bears	Opp
S 15 @ San Francisco 49ers	L	24	52
S 25 @ Los Angeles Rams	L	29	30
O 3 @ Green Bay Packers	L	14	23
O 10 Los Angeles Rams	W	31	3
O 17 @ Minnesota Vikings	W	45	37
O 24 Detroit Lions	W	38	10
O 31 Green Bay Packers	W	31	10
N 7 Baltimore Colts	L	21	26
N 14 St. Louis Cardinals	W	34	13
N 21 @ Detroit Lions	W	17	10
N 28 @ New York Giants	W	35	14
D 5 @ Baltimore Colts	W	13	10
D 12 San Francisco 49ers	W	61	20
D 19 Minnesota Vikings	L	17	24
		409	275

# BEARS ALL-TIME RESULTS

## 1966 (5-7-2, .417)

George S. Halas — Coach	Bears	Opp
S 11 @ Detroit Lions	L	3 14
S 16 @ Los Angeles Rams	L	17 31
O 2 @ Minnesota Vikings	W	13 10
O 9 Baltimore Colts	W	27 17
O 16 Green Bay Packers	L	0 17
O 23 Los Angeles Rams	W	17 10
O 31 @ St. Louis Cardinals	L	17 24
N 6 Detroit Lions	T	10 10
N 13 San Francisco 49ers	T	30 30
N 20 @ Green Bay Packers	L	6 13
N 27 Atlanta Falcons	W	23 6
D 4 @ Baltimore Colts	L	16 21
D 11 @ San Francisco 49ers	L	14 41
D 18 Minnesota Vikings	W	41 28
	234	272

## 1967 (7-6-1, .538)

George S. Halas — Coach	Bears	Opp
S 17 @ Pittsburgh Steelers	L	13 41
S 24 @ Green Bay Packers	L	10 13
O 1 @ Minnesota Vikings	W	17 7
O 8 Baltimore Colts	L	3 24
O 15 Detroit Lions	W	14 13
O 22 @ Cleveland Browns	L	0 24
O 29 Los Angeles Rams	L	17 28
N 5 @ Detroit Lions	W	27 13
N 12 New York Giants	W	34 7
N 19 St. Louis Cardinals	W	30 3
N 26 Green Bay Packers	L	13 17
O 3 @ San Francisco 49ers	W	28 14
O 10 Minnesota Vikings	T	10 10
D 17 @ Atlanta Falcons	W	23 14
	239	218

## 1968 (7-7, .500)

Jim Dooley — Coach	Bears	Opp
S 15 Washington Redskins	L	28 38
S 22 @ Detroit Lions	L	0 42
S 29 @ Minnesota Vikings	W	27 17
O 6 @ Baltimore Colts	L	7 28
O 13 Detroit Lions	L	10 28
O 20 @ Philadelphia Eagles	W	29 16
O 27 Minnesota Vikings	W	26 24
N 3 @ Green Bay Packers	W	13 10
N 10 San Francisco 49ers	W	27 19
N 17 Atlanta Falcons	L	13 16
N 24 Dallas Cowboys	L	3 34
D 1 @ New Orleans Saints	W	23 17
D 8 @ Los Angeles Rams	W	17 16
D 15 Green Bay Packers	L	27 28
	250	333

## 1969 (1-13, .071)

Jim Dooley — Coach	Bears	Opp
S 21 @ Green Bay Packers	L	0 17
S 28 @ St. Louis Cardinals	L	17 20
O 5 @ New York Giants	L	24 28
O 12 Minnesota Vikings	L	0 31
O 19 @ Detroit Lions	L	7 13
O 26 Los Angeles Rams	L	7 9
N 2 @ Minnesota Vikings	L	14 31
N 9 Pittsburgh Steelers	W	38 7
N 16 @ Atlanta Falcons	L	31 48
N 23 Baltimore Colts	L	21 24
N 30 Cleveland Browns	L	24 28
D 6 @ San Francisco 49ers	L	21 42
D 14 Green Bay Packers	L	3 21
D 21 Detroit Lions	L	3 20
	210	339

+ Indicates overtime

## 1970 (6-8, .428)

Jim Dooley — Coach	Bears	Opp
S 19 @ New York Giants	W	24 16
S 27 Philadelphia Eagles	W	20 16
O 5 @ Detroit Lions	L	14 28
O 11 Minnesota Vikings	L	0 24
O 18 San Diego Chargers	L	7 20
O 25 Detroit Lions	L	10 16
N 1 @ Atlanta Falcons	W	23 14
N 8 San Francisco 49ers	L	16 37
N 15 @ Green Bay Packers	L	19 20
N 22 Buffalo Bills	W	31 13
N 29 @ Baltimore Colts	L	20 21
D 5 @ Minnesota Vikings	L	13 16
D 13 Green Bay Packers	W	35 17
D 20 @ New Orleans Saints	W	24 3
	256	261

\*\*\*\* Bears move to Soldier Field \*\*\*\*

## 1971 (6-8, .428)

Jim Dooley — Coach	Bears	Opp
S 19 Pittsburgh Steelers	W	17 15
S 26 @ Minnesota Vikings	W	20 17
O 3 @ Los Angeles Rams	L	3 17
O 10 New Orleans Saints	W	35 14
O 17 @ San Francisco 49ers	L	0 13
O 24 @ Detroit Lions	W	28 23
O 31 Dallas Cowboys	W	23 19
N 7 Green Bay Packers	L	14 17
N 14 Washington Redskins	W	16 15
N 21 Detroit Lions	L	3 28
N 29 @ Miami Dolphins	L	3 34
D 5 @ Denver Broncos	L	3 6
D 12 @ Green Bay Packers	L	10 31
D 19 Minnesota Vikings	L	10 27
	185	276

## 1972 (4-9-1, .307)

Abe Gribben — Coach	Bears	Opp
S 17 Atlanta Falcons	L	21 37
S 24 Los Angeles Rams	T	13 13
O 1 Detroit Lions	L	24 38
O 8 @ Green Bay Packers	L	17 20
O 15 @ Cleveland Browns	W	17 0
O 23 Minnesota Vikings	W	13 10
O 29 @ St. Louis Cardinals	W	27 10
N 5 @ Detroit Lions	L	0 14
N 12 Green Bay Packers	L	17 23
N 19 San Francisco 49ers	L	21 34
N 26 Cincinnati Bengals	L	3 13
D 3 @ Minnesota Vikings	L	10 23
D 10 @ Philadelphia Eagles	W	21 12
D 17 @ Oakland Raiders	L	21 28
	225	275

## 1973 (3-11, .214)

Abe Gribben — Coach	Bears	Opp
S 16 Dallas Cowboys	L	17 20
S 23 Minnesota Vikings	L	13 22
S 30 @ Denver Broncos	W	33 14
O 7 @ New Orleans Saints	L	16 21
O 14 @ Atlanta Falcons	L	6 48
O 21 New England Patriots	L	10 13
O 28 Houston Oilers	W	35 14
N 4 @ Green Bay Packers	W	31 17
N 12 @ Kansas City Chiefs	L	7 19
N 18 Detroit Lions	L	7 30
N 25 @ Minnesota Vikings	L	19 31
D 2 Los Angeles Rams	L	0 26
D 9 @ Detroit Lions	L	7 40
D 16 Green Bay Packers	L	0 21
	195	334

## 1974 (4-10, .286)

Abe Gribben — Coach	Bears	Opp
S 15 Detroit Lions	W	17 9
S 22 New York Jets	L	21 23
S 29 @ Minnesota Vikings	L	7 11
O 6 New Orleans Saints	W	24 10
O 13 @ Atlanta Falcons	L	10 13
O 21 Green Bay Packers	W	10 9
O 27 @ Buffalo Bills	L	6 16
N 3 Minnesota Vikings	L	0 17
N 10 @ Green Bay Packers	L	3 20
N 17 San Francisco 49ers	L	0 34
N 24 @ Detroit Lions	L	17 34
D 1 New York Giants	W	16 13
D 8 @ San Diego Chargers	L	21 28
D 15 @ Washington Redskins	L	0 42
	152	279

## 1975 (4-10, .286)

Jack Pardee — Coach	Bears	Opp
S 21 Baltimore Colts	L	7 35
S 28 Philadelphia Eagles	W	15 13
O 5 @ Minnesota Vikings	L	3 28
O 12 @ Detroit Lions	L	7 27
O 19 @ Pittsburgh Steelers	L	3 34
O 27 Minnesota Vikings	L	9 13
N 2 Miami Dolphins	L	13 46
N 9 Green Bay Packers	W	27 14
N 16 @ San Francisco 49ers	L	3 31
N 23 @ Los Angeles Rams	L	10 38
N 30 @ Green Bay Packers	L	7 28
D 7 Detroit Lions	W	25 21
D 14 St. Louis Cardinals	L	20 34
D 21 @ New Orleans Saints	W	42 17
	191	379

## 1976 (7-7, .500)

Jack Pardee — Coach	Bears	Opp
S 12 Detroit Lions	W	10 3
S 19 @ San Francisco 49ers	W	19 12
S 26 Atlanta Falcons	L	0 10
O 3 Washington Redskins	W	33 7
O 10 @ Minnesota Vikings	L	19 20
O 17 @ Los Angeles Rams	L	12 20
O 24 @ Dallas Cowboys	L	21 31
O 31 Minnesota Vikings	W	14 13
N 7 Oakland Raiders	L	27 28
N 14 Green Bay Packers	W	24 13
N 21 @ Detroit Lions	L	10 14
N 28 @ Green Bay Packers	W	16 10
D 5 @ Seattle Seahawks	W	34 7
D 12 Denver Broncos	L	14 28
	253	216

## 1977 (9-5, .643)

Jack Pardee — Coach	Bears	Opp
S 19 Detroit Lions	W	30 20
S 25 @ St. Louis Cardinals	L	13 16
O 2 New Orleans Saints	L	24 42
O 10 Los Angeles Rams	W	24 23
O 16 @ Minnesota Vikings	L	16 22
O 23 Atlanta Falcons	L	10 16
O 30 @ Green Bay Packers	W	26 0
N 6 @ Houston Oilers	L	0 47
N 13 Kansas City Chiefs	W	28 27
N 20 Minnesota Vikings	W	10 7
N 24 @ Detroit Lions	W	31 14
D 4 @ Tampa Bay Buccaneers	W	10 0
D 11 Green Bay Packers	W	21 10
D 18 @ New York Giants	W	12 9
	255	253

### PLAYOFFS

D 26 @ Dallas Cowboys	L	7 37
-----------------------	---	------



# BEARS ALL-TIME RESULTS

## 1978 (7-9, .438)

Neill Armstrong — Coach	Bears	Opp
S 3 St. Louis Cardinals	W	17 10
S 10 @ San Francisco 49ers	W	16 13
S 17 @ Detroit Lions	W	19 0
S 25 Minnesota Vikings	L	20 24
O 1 Oakland Raiders	L	19 25
O 8 @ Green Bay Packers	L	14 24
O 16 @ Denver Broncos	L	7 16
O 22 @ Tampa Bay Buccaneers	L	19 33
O 29 Detroit Lions	L	17 21
N 5 Seattle Seahawks	L	29 31
N 12 @ Minnesota Vikings	L	14 17
N 19 Atlanta Falcons	W	13 7
N 26 Tampa Bay Buccaneers	W	14 3
D 4 @ San Diego Chargers	L	7 40
D 10 Green Bay Packers	W	14 0
D 16 @ Washington Redskins	W	14 10
	253	274

## 1979 (10-6, .625)

Neill Armstrong — Coach	Bears	Opp
S 2 Green Bay Packers	W	6 3
S 9 Minnesota Vikings	W	26 7
S 16 @ Dallas Cowboys	L	20 24
S 23 @ Miami Dolphins	L	16 31
S 30 Tampa Bay Buccaneers	L	13 17
O 7 @ Buffalo Bills	W	7 0
O 14 New England Patriots	L	7 27
O 21 @ Minnesota Vikings	L	27 30
O 28 @ San Francisco 49ers	W	28 27
N 4 Detroit Lions	W	35 7
N 11 Los Angeles Rams	W	27 23
N 18 New York Jets	W	23 13
N 22 @ Detroit Lions	L	0 20
D 3 @ Tampa Bay Buccaneers	W	14 0
D 9 @ Green Bay Packers	W	15 14
D 16 St. Louis Cardinals	W	42 6
	306	249

### PLAYOFFS

D 23 @ Philadelphia Eagles	L	17 27
----------------------------	---	-------

## 1980 (7-9, .438)

Neill Armstrong — Coach	Bears	Opp
S 7 @ Green Bay Packers	L	6 12
S 14 New Orleans Saints	W	22 3
S 21 Minnesota Vikings	L	14 34
S 28 @ Pittsburgh Steelers	L	3 38
O 6 Tampa Bay Buccaneers	W	23 0
O 12 @ Minnesota Vikings	L	7 13
O 19 Detroit Lions	W	24 7
O 26 @ Philadelphia Eagles	L	14 17
N 3 @ Cleveland Browns	L	21 27
N 9 Washington Redskins	W	35 21
N 16 Houston Oilers	L	6 10
N 23 @ Atlanta Falcons	L	17 28
N 27 @ Detroit Lions	W	23 17
D 7 Green Bay Packers	W	61 7
D 14 Cincinnati Bengals	L	14 17
D 20 @ Tampa Bay Buccaneers	W	14 13
	304	264

## 1981 (6-10, .375)

Neill Armstrong — Coach	Bears	Opp
S 6 Green Bay Packers	L	9 16
S 13 @ San Francisco 49ers	L	17 28
S 20 Tampa Bay Buccaneers	W	28 17
S 28 Los Angeles Rams	L	7 24
O 4 @ Minnesota Vikings	L	21 24
O 11 Washington Redskins	L	7 24
O 19 @ Detroit Lions	L	17 48
O 25 San Diego Chargers	W	20 17
N 1 @ Tampa Bay Buccaneers	L	10 20
N 8 @ Kansas City Chiefs	W	16 13
N 15 @ Green Bay Packers	L	17 21
N 22 Detroit Lions	L	7 23
N 26 @ Dallas Cowboys	L	9 10
D 6 Minnesota Vikings	W	10 9
D 13 @ Oakland Raiders	W	23 6
D 20 Denver Broncos	W	35 24
	253	324

## 1982 (3-6, .333)

Mike Ditka — Coach	Bears	Opp
S 12 @ Detroit Lions	L	10 17
S 19 New Orleans Saints	L	0 10
N 21 Detroit Lions	W	20 17
N 28 @ Minnesota Vikings	L	7 35
D 5 New England Patriots	W	26 13
D 12 @ Seattle Seahawks	L	14 20
D 19 St. Louis Cardinals	L	7 10
O 26 @ Los Angeles Rams	W	34 26
J 2 @ Tampa Bay Buccaneers	L	23 26
	141	174

## 1984 (10-6, .625)

Mike Ditka — Coach	Bears	Opp
S 2 Tampa Bay Buccaneers	W	34 14
S 9 Denver Broncos	W	27 0
S 16 @ Green Bay Packers	W	9 7
S 23 @ Seattle Seahawks	L	9 38
S 30 Dallas Cowboys	L	14 23
O 7 New Orleans Saints	W	20 7
O 14 @ St. Louis Cardinals	L	21 38
O 21 @ Tampa Bay Buccaneers	W	44 9
O 28 Minnesota Vikings	W	16 7
N 4 Los Angeles Rams	W	17 6
N 11 @ Los Angeles Rams	L	13 29
N 18 Detroit Lions	W	16 14
N 25 @ Minnesota Vikings	W	34 3
D 3 @ San Diego Chargers	L	7 20
D 9 Green Bay Packers	L	14 20
D 16 @ Detroit Lions	W	30 13
	325	248

### PLAYOFFS

D 30 @ Washington Redskins	W	23 19
J 6 @ San Francisco 49ers	L	0 23

## 1985 (15-1, .938)

Mike Ditka — Coach	Bears	Opp
S 8 Tampa Bay Buccaneers	W	38 28
S 15 New England Patriots	W	20 7
S 19 @ Minnesota Vikings	W	33 24
S 26 Washington Redskins	W	45 10
O 6 @ Tampa Bay Buccaneers	W	27 19
O 13 @ San Francisco 49ers	W	26 10
O 21 Green Bay Packers	W	23 7
O 27 Minnesota Vikings	W	27 9
N 3 @ Green Bay Packers	W	16 10
N 10 Detroit Lions	W	24 3
N 17 @ Dallas Cowboys	W	44 0
N 24 Atlanta Falcons	W	36 0
D 2 @ Miami Dolphins	L	24 38
D 8 Indianapolis Colts	W	17 10
D 14 @ New York Jets	W	19 6
D 22 @ Detroit Lions	W	37 17
	456	198

### PLAYOFFS

J 5 New York Giants	W	21 0
J 12 Los Angeles Rams	W	24 0
J 26 New England Patriots (at New Orleans)	W	46 10

## 1986 (14-2, .875)

Mike Ditka — Coach	Bears	Opp
S 7 Cleveland Browns	W	41 31
S 14 Philadelphia Eagles	W	13 10
S 22 @ Green Bay Packers	W	25 12
S 29 @ Cincinnati Bengals	W	44 7
O 5 Minnesota Vikings	W	23 0
O 12 @ Houston Oilers	W	20 7
O 19 @ Minnesota Vikings	L	7 23
O 26 Detroit Lions	W	13 7
N 3 Los Angeles Rams	L	17 20
N 9 @ Tampa Bay Buccaneers	W	23 3
N 16 @ Atlanta Falcons	W	13 10
N 23 Green Bay Packers	W	12 10
N 30 Pittsburgh Steelers	W	13 10
D 7 Tampa Bay Buccaneers	W	48 14
D 15 @ Detroit Lions	W	16 13
D 21 @ Dallas Cowboys	W	24 10
	352	187

### PLAYOFFS

J 3 Washington Redskins	L	13 27
-------------------------	---	-------

\* Indicates overtime

# BEARS ALL-TIME RESULTS

## 1987 (11-4, .733)

Mike Ditka — Coach	Bears Opp
S 14 New York Giants	W 34 19
S 20 Tampa Bay Bucs	W 20 3
S 27 @ Detroit Lions	Cancelled
O 4 @ Philadelphia Eagles	W 35 3
O 11 Minnesota Vikings	W 27 7
O 18 New Orleans Saints	L 17 19
O 25 @ Tampa Bay Bucs	W 27 26
N 1 Kansas City Chiefs	W 31 28
N 8 @ Green Bay Packers	W 26 24
N 16 @ Denver Broncos	L 29 31
N 22 Detroit Lions	W 30 10
N 29 Green Bay Packers	W 23 10
D 6 @ Minnesota Vikings	W 30 24
D 14 @ San Francisco 49ers	L 0 41
D 20 Seattle Seahawks	L 21 34
D 27 @ Los Angeles Raiders	W 6 3

### PLAYOFFS

J 10 Washington Redskins	L 17 21
--------------------------	---------

*Italicized games are strike contests*

## 1988 (12-4, .750)

Mike Ditka — Coach	Bears Opp
S 4 Miami Dolphins	W 34 7
S 11 @ Indianapolis Colts	W 17 13
S 18 Minnesota Vikings	L 7 31
S 25 @ Green Bay Packers	W 24 6
O 2 Buffalo Bills	W 24 3
O 9 @ Detroit Lions	W 24 7
O 16 Dallas Cowboys	W 17 7
O 24 San Francisco 49ers	W 10 9
O 30 @ New England Patriots	L 7 30
N 6 Tampa Bay Bucs	W 28 10
N 13 @ Washington Redskins	W 34 14
N 20 @ Tampa Bay Bucs	W 27 15
N 27 Green Bay Packers	W 16 0
D 5 @ Los Angeles Rams	L 3 23
D 11 Detroit Lions	W 13 12
D 19 @ Minnesota Vikings	L 27 28

### PLAYOFFS

D 31 Philadelphia Eagles	W 20 12
J 9 San Francisco 49ers	L 3 28

## 1989 (6-10, .375)

Mike Ditka — Coach	Bears Opp
S 10 Cincinnati Bengals	W 17 14
S 17 Minnesota Vikings	W 38 7
S 24 @ Detroit Lions	W 47 27
O 2 Philadelphia Eagles	W 27 13
O 8 @ Tampa Bay Bucs	L 35 42
O 15 Houston Oilers	L 28 33
O 23 @ Cleveland Browns	L 7 27
O 29 Los Angeles Rams	W 20 10
N 5 @ Green Bay Packers	L 13 14
N 12 @ Pittsburgh Steelers	W 20 0
N 19 Tampa Bay Bucs	L 31 32
N 26 @ Washington Redskins	L 14 38
D 3 @ Minnesota Vikings	L 16 27
D 10 Detroit Lions	L 17 27
D 17 Green Bay Packers	L 28 40
D 24 @ San Francisco 49ers	L 0 26

\* Instant Replay Game

## 1990 (11-5, .688)

Mike Ditka — Coach	Bears Opp
S 9 Seattle Seahawks	W 17 0
S 16 @ Green Bay Packers	W 31 13
S 23 Minnesota Vikings	W 19 16
S 30 @ Los Angeles Raiders	L 10 24
O 7 Green Bay Packers	W 27 13
O 14 Los Angeles Rams	W 38 9
O 21 Bye Week	
O 28 @ Phoenix Cardinals	W 31 21
N 4 @ Tampa Bay Bucs	W 26 6
N 11 Atlanta Falcons	W 30 24
N 18 @ Denver Broncos	W 16 13
N 25 @ Minnesota Vikings	L 13 41
D 2 Detroit Lions	W 23 17
D 9 @ Washington Redskins	L 9 10
D 16 @ Detroit Lions	L 21 38
D 23 Tampa Bay Bucs	W 27 14
D 29 Kansas City Chiefs	L 10 21

### PLAYOFFS

J 6 New Orleans Saints	W 16 6
J 13 @ New York Giants	L 3 31

## 1991 (11-5, .688)

Mike Ditka — Coach	Bears Opp
S 1 Minnesota Vikings	W 10 6
S 8 @ Tampa Bay Bucs	W 21 20
S 15 New York Giants	W 20 17
S 23 New York Jets	W 19 13
S 29 @ Buffalo Bills	L 20 35
O 6 Washington Redskins	L 7 20
O 13 Bye Week	
O 17 @ Green Bay Packers	W 10 0
O 27 @ New Orleans Saints	W 20 17
N 3 Detroit Lions	W 20 10
N 11 @ Minnesota Vikings	W 34 17
N 17 @ Indianapolis Colts	W 31 17
N 24 Miami Dolphins	L 13 16
N 28 @ Detroit Lions	L 6 16
D 8 Green Bay Packers	W 27 13
D 15 Tampa Bay Bucs	W 27 0
D 23 @ San Francisco 49ers	L 14 52

### PLAYOFFS

D 29 Dallas Cowboys	L 13 17
---------------------	---------

## 1992 (5-11, .313)

Mike Ditka — Coach	Bears Opp
S 6 Detroit Lions	W 27 24
S 13 @ New Orleans Saints	L 6 28
S 21 New York Giants	L 14 27
S 27 Atlanta Falcons	W 41 31
O 4 @ Minnesota Vikings	L 20 21
O 11 Bye Week	
O 18 Tampa Bay Bucs	W 31 14
O 25 @ Green Bay Packers	W 30 10
N 2 Minnesota Vikings	L 10 38
N 8 Cincinnati Bengals	L 28 31
N 15 @ Tampa Bay Bucs	L 17 20
N 22 Green Bay Packers	L 3 17
N 29 @ Cleveland Browns	L 14 27
D 7 @ Houston Oilers	L 7 24
D 13 Pittsburgh Steelers	W 30 6
D 20 @ Detroit Lions	L 3 16
D 27 @ Dallas Cowboys	L 14 27

+ Indicates overtime

## 1993 (7-9, .438)

Dave Wannstedt — Coach	Bears Opp
S 5 New York Giants	L 20 26
S 12 @ Minnesota Vikings	L 7 10
S 19 Bye Week	
S 26 Tampa Bay Bucs	W 47 17
O 3 Atlanta Falcons	W 6 0
O 10 @ Philadelphia Eagles	W 17 6
O 17 Bye Week	
O 25 Minnesota Vikings	L 12 19
O 31 @ Green Bay Packers	L 3 17
N 7 Los Angeles Raiders	L 14 16
N 14 @ San Diego Chargers	W 16 13
N 21 @ Kansas City Chiefs	W 19 17
N 25 @ Detroit Lions	W 10 6
D 5 Green Bay Packers	W 30 17
D 12 @ Tampa Bay Bucs	L 10 13
D 18 Denver Broncos	L 3 13
D 26 @ Detroit Lions	L 14 20
J 2 @ Los Angeles Rams	L 6 20

## 1994 (9-7, .563)

Dave Wannstedt — Coach	Bears Opp
S 4 Tampa Bay Bucs	W 21 9
S 12 @ Philadelphia Eagles	L 22 30
S 18 Minnesota Vikings	L 14 42
S 25 @ New York Jets	W 19 7
O 2 Buffalo Bills	W 20 13
O 9 New Orleans Saints	W 17 7
O 16 Bye Week	
O 23 @ Detroit Lions	L 16 21
O 31 Green Bay Packers	L 6 33
N 6 @ Tampa Bay Bucs	W 20 6
N 13 @ Miami Dolphins	W 17 14
N 20 Detroit Lions	W 20 10
N 27 Arizona Cardinals	W 19 16
D 1 @ Minnesota Vikings	L 27 33
D 11 @ Green Bay Packers	L 3 40
D 18 Los Angeles Rams	W 27 13
D 24 New England Patriots	L 3 13

### PLAYOFFS

J 1 @ Minnesota Vikings	W 35 18
J 7 @ San Francisco 49ers	L 15 44

## 1995

Dave Wannstedt — Coach	Bears Opp
S 3 Minnesota Vikings	3:00
S 11 Green Bay Packers	8:00
S 17 @ Tampa Bay Bucs	3:00
S 24 @ St. Louis Rams	Noon
O 1 Bye Week	
O 8 Carolina Panthers	Noon
O 15 at Jacksonville Jaguars	Noon
O 22 Houston Oilers	Noon
O 30 @ Minnesota Vikings	8:00
N 5 Pittsburgh Steelers	3:00
N 12 @ Green Bay Packers	Noon
N 19 Detroit Lions	Noon
N 26 @ New York Giants	Noon
D 4 @ Detroit Lions	8:00
D 10 @ Cincinnati Bengals	Noon
D 17 Tampa Bay Bucs	Noon
D 24 Philadelphia Eagles	Noon

# BEARS VS. THE NFL

## STADIUM CODES

A Atlanta Fulton Co. Stadium	3-4	HG Hagerman Park, Green Bay	PI Forbes Field, Pittsburgh	6-2-1
AK Akron Rubber Bowl		I RCA Dome, Indianapolis	PO Portsmouth, OH	1-2-1
AN Anaheim Stadium	1-4	IL University of Illinois, Champaign	PK Rock Island, IL	
B Memorial Stadium, Baltimore	6-11	JR Joe Robbie Stadium, Miami	S Soldier Field, Chicago	118-73-1
BF Rich Stadium, Buffalo	1-2	JX Gator Bowl, Jacksonville, FL	SC University of South Carolina	*
BK Baker Bowl, Philadelphia	1-0-1	KC Arrowhead Stadium, Kansas City	SD Jack Murphy Stadium, San Diego	1-3
BO Fenway Park, Boston	3-0-1	KZ Kezar Stadium, San Francisco	SE Kingdome, Seattle	1-2
BR Ebbets Field, Brooklyn		LA Memorial Coliseum, Los Angeles	SF Candlestick Park, San Francisco	4-7
C Carolina Stadium, Charlotte, NC	0-0	LM Lambeau Field, Green Bay	SH Shibe Park, Philadelphia	1-1
CI Riverfront Stadium, Cincinnati	1-0	LN Wembley Stadium, London	SI Staten Island, NY	1-4
CL Cleveland Stadium	6-9	M Metroland, Minneapolis	SL Busch Stadium, St. Louis	1-4
CM Comiskey Park, Chicago	13-10	MI Orange Bowl, Miami	SP Joe Abi Stadium, Spokane, WA	*
CN Fawcett Stadium, Canton, OH		ML County Stadium, Milwaukee	ST St. Louis Stadium	0-0
CR Crosley Field, Cincinnati		MN Metropolitan Stadium, Minneapolis	SW Ullevi Stadium, Sweden	*
CS Chicago Stadium	1-0	MP Mile Park, Chicago	TB Tampa Stadium	12-6
D Briggs (Tiger) Stadium, Detroit	21-18	NO Notre Dame, IN	TL Tulane Stadium, New Orleans	2-0
DA Cotton Bowl, Dallas	1-0	NE Foxboro Stadium, MA	TM Sun Devil Stadium, Tempe, AZ	2-0
DC RFK Stadium, Washington, DC	3-4	NJ Meadowlands, East Rutherford, NJ	TR Three Rivers Stadium, Pittsburgh	1-2
DN Mile High Stadium, Denver	2-3	NO Superdome, New Orleans	TX Texas Stadium, Irving, TX	2-5
DS Dwyane Stadium, Northwestern Univ.	1-0	NP Normal Park, Chicago	UD University of Detroit Stadium	1-1
FB Forbes Field, Pittsburgh	1-0	NY Yankee Stadium, New York	V Veterans Stadium, Philadelphia	4-3
FR Frank Field, Univ. of Penn.	1-1	O Oakland-Alameda Co. Coliseum	W Wrigley Field, Chicago	168-86-16
G Olympic Stadium, Berlin, Germany	*	P Pontiac Silverdome, Detroit	WA Griffith Stadium, Washington, DC	5-4
GB City Stadium, Green Bay	21-16-4	PG Polo Grounds, New York		
H Astrodome, Houston	1-2	PH Municipal Stadium, Philadelphia		
FR First Round Playoffs		CC Conference Championship	mmf Monday Night Football	
SR Second Round Playoffs		NFL NFL Title Game	thu Thursday Night	
WC Wild Card Game		SB Super Bowl	thank Thanksgiving Day	
WCR Wild Card Round			sat Saturday	
DP Divisional Playoff		* Overtime	sn Sunday Night	

\* pre-season games only

## ARIZONA CARDINALS

W-54

L-25

T-6

For several years the Bears and Cardinals shared Wrigley Field and Comiskey Park.  
"H" designates the Bears as the home team; "V" designates the Bears as visitors.

1920 — Cardinals, 7-6 (H,NP)	1935 — Tie, 7-7 (H,W)	1949 — Bears, 17-7 (V,CM)
Staleys, 10-0 (V,W)	Bears, 13-0 (V,W)	Bears, 52-2 (H,W)
1921 — Tie, 0-0 (V,W)	1936 — Bears, 7-3 (H,W)	Bears, 27-6 (H,W)
1922 — Cardinals, 6-0 (V,CM) thank	Cardinals, 14-7 (V,W)	Cardinals, 20-10 (V,CM)
Cardinals, 9-0 (H,CM)	1937 — Bears, 16-7 (H,W)	1951 — Cardinals, 28-14 (V,CM)
1923 — Bears, 3-0 (H,W) thank	Bears, 42-28 (V,W)	Cardinals, 24-14 (H,W)
1924 — Bears, 6-0 (H,W)	1938 — Bears, 16-13 (V,S)	1952 — Cardinals, 21-10 (V,CM)
Bears, 21-0 (V,CM) thank	Bears, 34-28 (H,W)	Bears, 10-7 (H,W)
1925 — Cardinals, 9-0 (V,CM)	1939 — Bears, 44-7 (H,W)	1953 — Cardinals, 24-17 (H,W)
Tie, 0-0 (H,W) thank	Bears, 48-7 (V,CM)	1954 — Bears, 29-7 (V,CM)
1926 — Bears, 16-0 (V,W)	1940 — Cardinals, 21-7 (V,CM)	1955 — Cardinals, 53-14 (V,CM)
Bears, 10-0 (H,S)	Bears, 31-23 (H,W)	1956 — Bears, 10-3 (H,W)
Tie, 0-0 (H,W) thank	1941 — Bears, 53-7 (H,W)	1957 — Bears, 14-6 (V,CM)
1927 — Bears, 9-0 (V,NP)	Bears, 34-24 (V,CM)	1958 — Bears, 30-14 (H,W)
Cardinals, 3-0 (H,W) thank	1942 — Bears, 41-14 (H,W)	1959 — Bears, 31-7 (V,S)
1928 — Bears, 15-0 (V,NP)	Bears, 21-7 (V,CM)	1965 — Bears, 34-13 (W)
Bears, 34-0 (H,W) thank	1943 — Bears, 20-0 (H,W)	1966 — Cardinals, 24-17 (SL)
1929 — Tie, 0-0 (H,W)	Bears, 35-24 (V,CM)	1967 — Bears, 30-3 (W)
Cardinals, 40-6 (V,CM) thank	1944 — Bears, 34-7 (H,W)	1969 — Cardinals, 20-17 (SL)
1930 — Bears, 32-6 (V,CM)	Bears, 49-7 (V,FB)	1972 — Bears, 27-10 (SL)
Bears, 6-0 (H,W) thank	1945 — Cardinals, 16-7 (H,W)	1975 — Cardinals, 34-20 (S)
1931 — Bears, 26-13 (H,W)	Bears, 28-20 (V,CM)	1977 — Cardinals, 16-13 (SL)
Bears, 18-7 (V,W) thank	1946 — Bears, 34-17 (V,CM)	1978 — Bears, 17-10 (S)
1932 — Tie, 0-0 (H,W)	Cardinals, 35-28 (H,W)	1979 — Bears, 42-6 (S)
Bears, 34-0 (V,W) thank	1947 — Cardinals, 31-7 (V,CM)	1982 — Cardinals, 10-7 (S)
1933 — Bears, 12-9 (V,W)	Cardinals, 30-21 (H,W)	1984 — Cardinals, 38-21 (SL)
Bears, 22-6 (H,W) thank	1948 — Bears, 28-17 (V,CM)	1990 — Bears, 31-21 (TM)
1934 — Bears, 20-0 (H,W)	Cardinals, 24-21 (H,W)	1994 — Bears, 19-16 (TM) +
Bears, 17-6 (H,W)		



# BEARS VS. THE NFL

## ATLANTA FALCONS

1966 — Bears, 23-6 (W)  
 1967 — Bears, 23-14 (A)  
 1968 — Falcons, 16-13 (W)  
 1969 — Falcons, 48-31 (A)  
 1970 — Bears, 23-14 (A)  
 1972 — Falcons, 37-21 (S)  
 1973 — Falcons, 46-6 (A)

## W-9

## L-9

1974 — Falcons, 13-10 (A)  
 1976 — Falcons, 10-0 (S)  
 1977 — Falcons, 16-10 (S)  
 1978 — Bears, 13-7 (S)  
 1980 — Falcons, 28-17 (A)  
 1983 — Falcons, 20-17 (S)  
 1985 — Bears, 36-0 (S)

1986 — Bears, 13-10 (A)  
 1990 — Bears, 30-24 (S)  
 1992 — Bears, 41-31 (S)  
 1993 — Bears, 6-0 (S)

## BUFFALO BILLS

1970 — Bears, 31-13 (W)  
 1974 — Bills, 16-6 (BF)

## W-4

## L-2

1979 — Bears, 7-0 (BF)  
 1988 — Bears, 24-3 (S)

1991 — Bills, 35-20 (BF)  
 1994 — Bears, 20-13 (S)

## CAROLINA PANTHERS

1995 —

## W-0

## L-0

## CINCINNATI BENGALS

1972 — Bengals, 13-3 (S)  
 1980 — Bengals, 17-14 (S) +

## W-2

## L-3

1986 — Bears, 44-7 (Cl)  
 1989 — Bears, 17-14 (S)

1992 — Bengals, 31-28 (S)+ sn  
 1995 —

## CLEVELAND BROWNS

1951 — Browns, 42-21 (CL)  
 1954 — Browns, 39-10 (W)  
 1960 — Browns, 42-0 (CL)  
 1961 — Bears, 17-14 (W)

## W-3

## L-8

1967 — Browns, 24-0 (CL)  
 1969 — Browns, 28-24 (W)  
 1972 — Bears, 17-0 (CL)  
 1980 — Browns, 27-21 (CL) mnf

1986 — Bears, 41-31 (S)  
 1989 — Browns, 27-7 (CL) mnf  
 1992 — Browns, 27-14 (CL)

## DALLAS COWBOYS

1960 — Bears, 17-7 (W)  
 1962 — Bears, 34-33 (DA)  
 1964 — Cowboys, 24-10 (W)  
 1968 — Cowboys, 34-3 (W)  
 1971 — Bears, 23-19 (S)  
 1973 — Cowboys, 20-17 (S)

## W-6

## L-10

1976 — Cowboys, 31-21 (TX)  
 1977 — **Cowboys, 37-7 (TX) WC**  
 1979 — Cowboys, 24-20 (TX)  
 1981 — Cowboys, 10-9 (TX) thank  
 1984 — Cowboys, 23-14 (S)  
 1985 — Bears, 44-0 (TX)

1986 — Bears, 24-10 (TX)  
 1988 — Bears, 17-7 (S)  
 1991 — **Cowboys, 17-13 (S) FR**  
 1992 — Cowboys, 27-14 (TX)

## DENVER BRONCOS

1971 — Broncos, 6-3 (DN)  
 1973 — Bears, 33-14 (DN)  
 1976 — Broncos, 28-14 (S)  
 1978 — Broncos, 16-7 (DN) mnf

## W-5

## L-5

1981 — Bears, 35-24 (S)  
 1983 — Bears, 31-14 (S)  
 1984 — Bears, 27-0 (S)  
 1987 — Broncos, 31-29 (DN) mnf

1990 — Bears, 16-13 (DN) +  
 1993 — Broncos, 13-3 (S) sat

Win-loss record includes playoff games.

# BEARS VS. THE NFL

## DETROIT LIONS

1930 — Spartans, 7-6 (PO)  
Bears, 14-6 (W)  
1931 — Bears, 9-6 (W)  
Spartans, 3-0 (PO)  
1932 — Tie, 13-13 (W)  
Tie, 7-7 (PO)  
**Bears, 9-0 (CS) NFL**  
1933 — Bears, 17-14 (W)  
Bears, 17-7 (PO)  
1934 — Bears, 19-16 (UD)  
Bears, 10-7 (W) thank  
1935 — Tie, 20-20 (W)  
Lions, 14-2 (D) thank  
1936 — Bears, 12-10 (W)  
Lions, 13-7 (D) thank  
1937 — Bears, 28-20 (W)  
Bears, 13-0 (D) thank  
1938 — Lions, 13-7 (W)  
Lions, 14-7 (D) thank  
1939 — Lions, 10-0 (W)  
Bears, 23-13 (D)  
1940 — Bears, 7-0 (W)  
Lions, 17-14 (UD)  
1941 — Bears, 49-0 (W)  
Bears, 24-7 (D)  
1942 — Bears, 16-0 (W)  
Bears, 42-0 (D)  
1943 — Bears, 27-21 (D)  
Bears, 35-14 (W)  
1944 — Tie, 21-21 (W)  
Lions, 41-21 (D)  
1945 — Lions, 16-10 (D)  
Lions, 35-28 (W)  
1946 — Bears, 42-6 (W)  
Bears, 45-24 (D)  
1947 — Bears, 33-24 (W)  
Bears, 34-14 (D) thank  
1948 — Bears, 28-0 (W)  
Bears, 42-14 (D)  
1949 — Bears, 27-24 (W)  
Bears, 28-7 (D) thank  
1950 — Bears, 35-21 (D)  
Bears, 6-3 (W)  
1951 — Bears, 28-23 (D)  
Lions, 41-28 (W)  
1952 — Bears, 24-23 (W)  
Lions, 45-21 (D)

## W-75

1953 — Lions, 20-16 (W)  
Lions, 13-7 (D)  
1954 — Lions, 48-23 (D)  
Bears, 28-24 (W)  
1955 — Bears, 24-14 (D)  
Bears, 21-20 (W)  
1956 — Lions, 42-10 (D)  
Bears, 38-21 (W)  
1957 — Bears, 27-7 (D)  
Lions, 21-13 (W)  
1958 — Bears, 20-7 (D)  
Bears, 21-16 (W)  
1959 — Bears, 24-14 (D)  
Bears, 25-14 (W)  
1960 — Bears, 28-7 (W)  
Lions, 36-0 (D)  
1961 — Bears, 31-17 (D)  
Lions, 16-15 (W)  
1962 — Lions, 11-3 (D)  
Bears, 3-0 (W)  
1963 — Bears, 37-21 (D)  
Bears, 24-14 (W)  
1964 — Lions, 10-0 (W)  
Bears, 27-24 (D) thank  
1965 — Bears, 38-10 (W)  
Bears, 17-10 (D)  
1966 — Lions, 14-3 (D)  
Tie, 10-10 (W)  
1967 — Bears, 14-3 (W)  
Bears, 27-13 (D)  
1968 — Lions, 42-0 (D)  
Lions, 28-10 (W)  
1969 — Lions, 13-7 (D)  
Lions, 20-3 (W)  
1970 — Lions, 28-14 (D)  
Lions, 16-10 (W)  
1971 — Bears, 28-23 (D)  
Lions, 28-3 (S)  
1972 — Lions, 14-0 (D)  
Lions, 38-24 (S)  
1973 — Lions, 30-7 (S)  
Lions, 40-7 (D)  
1974 — Bears, 17-9 (S)  
Lions, 34-17 (D)  
1975 — Lions, 27-7 (P)  
Bears, 25-21 (S)

## T-5

1976 — Bears, 10-3 (S)  
Lions, 14-10 (P)  
1977 — Bears, 30-20 (S)  
Bears, 31-14 (P) thank  
1978 — Bears, 19-0 (P)  
Lions, 21-17 (S)  
1979 — Bears, 35-7 (S)  
Lions, 20-0 (P) thank  
1980 — Bears, 24-7 (S)  
Bears, 23-17 (P) + thank  
1981 — Lions, 48-17 (P)  
Lions, 23-7 (S)  
1982 — Lions, 17-10 (P)  
Bears, 20-17 (S)  
1983 — Lions, 31-17 (P)  
Lions, 38-17 (S)  
1984 — Bears, 16-14 (S)  
Bears, 30-13 (P)  
1985 — Bears, 24-3 (S)  
Bears, 37-17 (P)  
1986 — Bears, 13-7 (S)  
Bears, 16-13 (P)  
1987 — Bears, 30-10 (S)  
(2nd game cancelled)  
1988 — Bears, 24-7 (P)  
Bears, 13-12 (S)  
1989 — Bears, 47-27 (P)  
Lions, 27-17 (S)  
1990 — Bears, 23-17 (S) +  
Lions, 38-21 (P)  
1991 — Bears, 20-10 (S)  
Lions, 16-6 (P) thank  
1992 — Bears, 27-24 (S)  
Lions, 16-3 (P)  
1993 — Bears, 10-6 (P) thank  
Lions, 20-14 (S)  
1994 — Lions, 21-16 (P)  
Bears, 20-10 (S)  
1995 —

## SUPER EIGHT

The Bears have played 1,030 games in their storied 75 seasons but have never finished a game with a final score of "eight". However, with the passing of the two point conversion, such a total may be more frequent.

Chicago's opponents have only once totalled eight points in a contest: on November 6, 1932, the Giants scored a touchdown, missed the extra point, and recorded a fourth quarter safety in losing to the Bears, 28-8.

# BEARS VS. THE NFL

## GREEN BAY PACKERS

1921 — Staleys, 20-0 (W)  
 1923 — Bears, 3-0 (GB)  
 1924 — Bears, 3-0 (W)  
 1925 — Packers, 14-10 (GB)  
     Bears, 21-0 (W)  
 1926 — Tie, 6-6 (GB)  
     Bears, 19-13 (W)  
     Tie, 3-3 (W)  
 1927 — Bears, 7-6 (GB)  
     Bears, 14-6 (W)  
 1928 — Tie, 12-12 (GB)  
     Packers, 16-6 (W)  
     Packers, 6-0 (W)  
 1929 — Packers, 23-0 (GB)  
     Packers, 14-0 (W)  
     Packers, 25-0 (W)  
 1930 — Packers, 7-0 (GB)  
     Packers, 13-12 (W)  
     Bears, 21-0 (W)  
 1931 — Packers, 7-0 (GB)  
     Packers, 6-2 (W)  
     Bears, 7-6 (W)  
 1932 — Tie, 0-0 (GB)  
     Packers, 2-0 (W)  
     Bears, 9-0 (W)  
 1933 — Bears, 14-7 (GB)  
     Bears, 10-7 (W)  
     Bears, 7-6 (W)  
 1934 — Bears, 24-10 (GB)  
     Bears, 27-14 (W)  
 1935 — Packers, 7-0 (GB)  
     Packers, 17-14 (W)  
 1936 — Bears, 30-3 (GB)  
     Packers, 21-10 (W)  
 1937 — Bears, 14-2 (GB)  
     Packers, 24-14 (W)  
 1938 — Bears, 2-0 (GB)  
     Packers, 24-17 (W)  
 1939 — Packers, 21-16 (GB)  
     Bears, 30-27 (W)  
 1940 — Bears, 41-10 (GB)  
     Bears, 14-7 (W)  
 1941 — Bears, 25-17 (GB)  
     Packers, 16-14 (W)  
     **Bears, 33-14 (W) CC**  
 1942 — Bears, 44-28 (GB)  
     Bears, 38-7 (W)  
 1943 — Tie, 21-21 (GB)  
     Bears, 21-7 (W)  
 1944 — Packers, 42-28 (GB)  
     Bears, 21-0 (W)  
 1945 — Packers, 31-21 (GB)  
     Bears, 28-24 (W)

## W-82

1946 — Bears, 30-7 (GB)  
     Bears, 10-7 (W)  
 1947 — Packers, 29-20 (GB)  
     Bears, 20-17 (W)  
 1948 — Bears, 45-7 (GB)  
     Bears, 7-6 (W)  
 1949 — Bears, 17-0 (GB)  
     Bears, 24-3 (W)  
 1950 — Packers, 31-21 (GB)  
     Bears, 28-14 (W)  
 1951 — Bears, 31-20 (GB)  
     Bears, 24-13 (W)  
 1952 — Bears, 24-14 (GB)  
     Packers, 41-28 (W)  
 1953 — Bears, 17-13 (GB)  
     Tie, 21-21 (W)  
 1954 — Bears, 10-3 (GB)  
     Bears, 28-23 (W)  
 1955 — Packers, 24-3 (GB)  
     Bears, 52-31 (W)  
 1956 — Bears, 37-21 (GB)  
     Bears, 38-14 (W)  
 1957 — Packers, 21-17 (GB)  
     Bears, 21-14 (W)  
 1958 — Bears, 34-20 (GB)  
     Bears, 24-10 (W)  
 1959 — Packers, 9-6 (GB)  
     Bears, 28-17 (W)  
 1960 — Bears, 17-14 (GB)  
     Packers, 41-13 (W)  
 1961 — Packers, 24-0 (GB)  
     Packers, 31-28 (W)  
 1962 — Packers, 49-0 (GB)  
     Packers, 38-7 (W)  
 1963 — Bears, 10-3 (GB)  
     Bears, 26-7 (W)  
 1964 — Packers, 23-12 (GB)  
     Packers, 17-3 (W)  
 1965 — Packers, 23-14 (LM)  
     Bears, 31-10 (W)  
 1966 — Packers, 17-0 (W)  
     Packers, 13-6 (LM)  
 1967 — Packers, 13-10 (LM)  
     Packers, 17-13 (W)  
 1968 — Bears, 13-10 (LM)  
     Packers, 28-27 (W)  
 1969 — Packers, 17-0 (LM)  
     Packers, 21-3 (W)  
 1970 — Packers, 20-19 (LM)  
     Bears, 35-17 (W)  
 1971 — Packers, 17-14 (S)  
     Packers, 31-10 (LM)

## L-61

## T-6

1972 — Packers, 20-17 (LM)  
     Packers, 23-17 (S)  
 1973 — Bears, 31-17 (LM)  
     Packers, 21-0 (S)  
 1974 — Bears, 10-9 (S) mnf  
     Packers, 20-3 (ML)  
 1975 — Bears, 27-14 (S)  
     Packers, 28-7 (LM)  
 1976 — Bears, 24-13 (S)  
     Bears, 16-10 (LM)  
 1977 — Bears, 26-0 (LM)  
     Bears, 21-10 (S)  
 1978 — Packers, 24-14 (LM)  
     Bears, 14-0 (S)  
 1979 — Bears, 6-3 (S)  
     Bears, 15-14 (LM)  
 1980 — Packers, 12-6 (LM) +  
     Bears, 61-7 (S)  
 1981 — Packers, 16-9 (S)  
     Packers, 21-17 (LM)  
 1982 — *(both games cancelled  
     by players' strike)*  
 1983 — Packers, 31-28 (LM)  
     Bears, 23-21 (S)  
 1984 — Bears, 9-7 (LM)  
     Packers, 20-14 (S)  
 1985 — Bears, 23-7 (S) mnf  
     Bears, 16-10 (LM)  
 1986 — Bears, 25-12 (LM) mnf  
     Bears, 12-10 (S)  
 1987 — Bears, 26-24 (LM)  
     Bears, 23-10 (S)  
 1988 — Bears, 24-6 (LM)  
     Bears, 16-0 (S)  
 1989 — Packers, 14-13 (LM)  
     Packers, 40-28 (S)  
 1990 — Bears, 31-13 (LM)  
     Bears, 27-13 (S)  
 1991 — Bears, 10-0 (LM) thu  
     Bears, 27-13 (S)  
 1992 — Bears, 30-10 (LM)  
     Packers, 17-3 (S)  
 1993 — Packers, 17-3 (LM)  
     Bears, 30-17 (S)  
 1994 — Packers, 33-6 (S) mnf  
     Packers, 40-3 (LM)  
 1995 —



# BEARS VS. THE NFL

## HOUSTON OILERS

**W-2****L-4**

1973 — Bears, 35-14 (S)  
1977 — Oilers, 47-0 (H)  
1980 — Oilers, 10-6 (S)

1986 — Bears, 20-7 (H)  
1989 — Oilers, 33-28 (S)

1992 — Oilers, 24-7 (H) mnf  
1995 —

## INDIANAPOLIS COLTS

**W-16****L-21**

1953 — Colts, 13-9 (B)  
Colts, 16-14 (W)  
1954 — Bears, 28-9 (W)  
Bears, 28-13 (B)  
1955 — Colts, 23-17 (B)  
Bears, 38-10 (W)  
1956 — Colts, 28-21 (B)  
Bears, 58-27 (W)  
1957 — Colts, 21-10 (B)  
Colts, 29-14 (W)  
1958 — Colts, 51-38 (B)  
Colts, 17-0 (W)  
1959 — Bears, 26-21 (B)  
Colts, 21-7 (W)

1960 — Colts, 42-7 (B)  
Colts, 24-40 (W)  
1961 — Bears, 24-10 (W)  
Bears, 21-20 (B)  
1962 — Bears, 35-15 (W)  
Bears, 57-0 (B)  
1963 — Bears, 10-3 (W)  
Bears, 17-7 (B)  
1964 — Colts, 52-0 (B)  
Colts, 40-24 (W)  
1965 — Colts, 26-21 (W)  
Bears, 13-0 (B)  
1966 — Bears, 27-17 (W)  
Colts, 21-16 (B)

1967 — Colts, 24-3 (W)  
1968 — Colts, 28-7 (B)  
1969 — Colts, 24-21 (W)  
1970 — Colts, 21-20 (B)  
1975 — Colts, 35-7 (S)  
1983 — Colts, 22-19 (B) +  
1985 — Bears, 17-10 (S)  
1988 — Bears, 17-13 (I)  
1991 — Bears, 31-17 (I)

## JACKSONVILLE JAGUARS

**W-0****L-0**

1995 —

## KANSAS CITY CHIEFS

**W-4****L-2**

1973 — Chiefs, 19-7 (KC) mnf  
1977 — Bears, 28-27 (S)

1981 — Bears, 16-13 (KC) +  
1987 — Bears, 31-28 (S)

1990 — Chiefs, 21-10 (S)  
1993 — Bears, 19-17 (KC) sat

## OAKLAND RAIDERS

**W-3****L-5**

1972 — Raiders, 28-21 (O)  
1976 — Raiders, 28-27 (S)  
1978 — Raiders, 25-19 (S) +

1981 — Bears, 23-6 (O)  
1984 — Bears, 17-6 (S)  
1987 — Bears, 6-3 (LA)

1990 — Raiders, 24-10 (LA)  
1993 — Raiders, 16-14 (S)

## MIAMI DOLPHINS

**W-2****L-5**

1971 — Dolphins, 34-3 (MI) mnf  
1975 — Dolphins, 46-13 (S)  
1979 — Dolphins, 31-16 (MI)

1985 — Dolphins, 38-24 (MI) mnf  
1988 — Bears, 34-7 (S)

1991 — Dolphins, 16-13 (S) +  
1994 — Bears, 17-14 (JR)

# BEARS VS. THE NFL

## MINNESOTA VIKINGS

1961 — Vikings, 37-13 (MN)  
Bears, 52-35 (W)  
1962 — Bears, 13-0 (MN)  
Bears, 31-30 (W)  
1963 — Bears, 28-7 (MN)  
Tie 17-17 (W)  
1964 — Bears, 34-28 (MN)  
Vikings, 41-14 (W)  
1965 — Bears, 45-37 (MN)  
Vikings, 24-17 (W)  
1966 — Bears, 13-10 (MN)  
Bears, 41-28 (W)  
1967 — Bears, 17-7 (MN)  
Tie, 10-10 (W)  
1968 — Bears, 27-17 (MN)  
Bears, 26-24 (W)  
1969 — Vikings, 31-0 (W)  
Vikings, 31-14 (MN)  
1970 — Vikings, 24-0 (W)  
Vikings, 16-13 (MN)  
1971 — Bears, 20-17 (MN)  
Vikings, 27-10 (S)  
1972 — Bears, 13-10 (S) mnf  
Vikings, 23-10 (MN)

## W-30

1973 — Vikings, 22-13 (S)  
Vikings, 31-13 (MN)  
1974 — Vikings, 11-7 (MN)  
Vikings, 17-0 (S)  
1975 — Vikings, 28-3 (MN)  
Vikings, 13-9 (S) mnf  
1976 — Vikings, 20-19 (MN)  
Bears, 14-13 (S)  
1977 — Vikings, 22-16 (MN) +  
Bears, 10-7 (S)  
1978 — Vikings, 24-20 (S) mnf  
Vikings, 17-14 (MN)  
1979 — Bears, 26-7 (S)  
Vikings, 30-27 (MN)  
1980 — Vikings, 34-14 (S)  
Vikings, 13-7 (MN)  
1981 — Vikings, 24-21 (MN)  
Bears, 10-9 (S)  
1982 — Vikings, 35-7 (M)  
1983 — Vikings, 23-14 (S)  
Bears, 19-13 (M)  
1984 — Bears, 16-7 (S)  
Bears, 34-3 (M)

## L-36

## T-2

1985 — Bears, 33-24 (M) thu  
Bears, 27-9 (S)  
1986 — Bears, 23-0 (S)  
Vikings, 23-7 (M)  
1987 — Bears, 27-7, (S)  
Bears, 30-24 (M) sn  
1988 — Vikings, 31-7 (S)  
Vikings, 28-27 (M) mnf  
1989 — Bears, 38-7 (S)  
Vikings, 27-16 (M) sn  
1990 — Bears, 19-16 (S)  
Vikings, 41-13 (M)  
1991 — Bears, 10-6 (S)  
Bears, 34-17 (M) mnf  
1992 — Vikings, 21-20 (M)  
Vikings, 38-10 (S) mnf  
1993 — Vikings, 10-7 (M)  
Vikings, 19-12 (S) mnf  
1994 — Vikings, 42-14 (S)  
Vikings, 33-27 (M)+thu  
**Bears, 35-18 (M) FR**  
1995 —

## NEW ENGLAND PATRIOTS

1973 — Patriots, 13-10 (S)  
1979 — Patriots, 27-7 (S)  
1982 — Bears, 26-13 (S)

## W-3

1985 — Bears, 20-7 (S)  
**Bears, 46-10 (NO) SB**

## L-4

1988 — Patriots, 30-7 (NE)  
1994 — Patriots, 13-3 (S) sat

## NEW ORLEANS SAINTS

1968 — Bears, 23-17 (TL)  
1970 — Bears, 24-3 (TL)  
1971 — Bears, 35-14 (S)  
1973 — Saints, 21-16 (NO)  
1974 — Bears, 24-10 (S)  
1975 — Bears, 42-17 (NO)

## W-10

1977 — Saints, 42-24 (S)  
1980 — Bears, 22-3 (S)  
1982 — Saints, 10-0 (S)  
1983 — Saints, 34-31 (NO) +  
1984 — Bears, 20-7 (S)  
1987 — Saints, 19-17 (S)

## L-6

1990 — **Bears, 16-6 (S) FR**  
1991 — Bears, 17-13 (NO)  
1992 — Saints, 28-6 (NO)  
1994 — Bears 17-7 (S)

## NEW YORK GIANTS

1925 — Bears, 19-7 (PG)  
Giants, 9-0 (W)  
1926 — Bears, 7-0 (W)  
1927 — Giants, 13-7 (PG)  
1928 — Bears, 13-0 (W)  
1929 — Giants, 26-14 (W)  
Giants, 34-0 (PG)  
Giants, 14-9 (W)  
1930 — Giants, 12-0 (W)  
Bears, 12-0 (PG)  
1931 — Bears, 6-0 (W)  
Bears, 12-6 (PG)  
Giants, 25-6 (W)  
1932 — Bears, 28-8 (PG)  
Bears, 6-0 (W)  
1933 — Bears, 14-10 (W)  
Giants, 3-0 (PG)  
**Bears, 23-21 (W) NFL**

## W-29

1934 — Bears, 27-7 (W)  
Bears, 10-9 (PG)  
**Giants, 30-13 (PG) NFL**  
1935 — Bears, 20-3 (PG)  
Giants, 3-0 (W)  
1936 — Bears, 25-7 (PG)  
1937 — Tie, 3-3 (PG)  
1939 — Giants, 16-13 (PG)  
1940 — Bears, 37-21 (PG)  
**1941 — Bears, 37-9 (W) NFL**  
1942 — Bears, 26-7 (PG)  
1943 — Bears, 56-7 (PG)  
1946 — Giants, 14-0 (PG)  
**Bears, 24-14 (PG) NFL**  
1948 — Bears, 35-14 (W)  
1949 — Giants, 35-28 (PG)  
1956 — Tie, 17-17 (NY)  
**Giants, 47-7 (NY) NFL**

## L-19

## T-2

1962 — Giants, 26-24 (W)  
**1963 — Bears, 14-10 (W) NFL**  
1965 — Bears, 35-14 (NY)  
1967 — Bears, 34-7 (W)  
1969 — Giants, 28-24 (NY)  
1970 — Bears, 24-16 (NY)  
1974 — Bears, 16-13 (S)  
1977 — Bears, 12-9 (NJ) +  
**1985 — Bears, 21-0 (S) DP**  
1987 — Bears, 34-19 (S) mnf  
**1990 — Giants, 31-3 (NJ) SR**  
1991 — Bears, 20-17 (S)  
1992 — Giants, 27-14 (S) mnf  
1993 — Giants, 26-20 (S)  
1995 —

# BEARS VS. THE NFL

## NEW YORK JETS

1974 — Jets, 23-21 (S)  
1979 — Bears, 23-13 (S)

## W-4

1985 — Bears, 19-6 (NJ) sat  
1991 — Bears, 19-13 (S) + mnf

## L-1

1994 — Bears, 19-7, sn

## PHILADELPHIA EAGLES

1933 — Tie, 3-3 (BK)  
1935 — Bears, 39-0 (BK)  
1936 — Bears, 17-0 (PH)  
Bears, 28-7 (PH)  
1938 — Bears, 28-6 (PH)  
1939 — Bears, 27-14 (W)  
1941 — Bears, 49-14 (SH)  
1942 — Bears, 45-14 (W)  
1943 — Bears, 48-21 (W)  
1944 — Bears, 28-7 (FB)  
1946 — Bears, 21-14 (W)

## W-25

1947 — Bears, 40-7 (W)  
1948 — Eagles, 12-7 (SH)  
1949 — Bears, 38-21 (W)  
1955 — Bears, 17-10 (W)  
1961 — Eagles, 16-14 (FR)  
1963 — Bears, 16-7 (W)  
1968 — Bears, 29-16 (FR)  
1970 — Bears, 20-16 (DS)  
1972 — Bears, 21-12 (V)  
1975 — Bears, 15-13 (S)  
1979 — Eagles, 27-17 (V) WC

## L-5

## T-1

1980 — Eagles, 17-14 (V)  
1983 — Bears, 7-6 (V)  
Bears, 17-14 (S)  
1986 — Bears, 13-10 (S) +  
1987 — Bears, 35-3, (V)  
1988 — Bears, 20-12 (S) DP  
1989 — Bears, 27-13 (S) mnf  
1993 — Bears, 17-6 (V)  
1994 — Eagles, 30-22 (V) mnf  
1995 —

## PITTSBURGH STEELERS

1934 — Bears, 28-0 (PI)  
1935 — Bears, 23-7 (PI)  
1936 — Bears, 27-9 (PI)  
Bears, 26-6 (W)  
1937 — Bears, 7-0 (PI)  
1939 — Bears, 32-0 (PI)  
1941 — Bears, 34-7 (W)  
1943 — Bears, 48-21 (W)  
1944 — Bears, 34-7 (W)  
Bears, 49-7 (CM)

## W-19

1945 — Bears, 28-7 (PI)  
1947 — Bears, 49-7 (W)  
1949 — Bears, 30-21 (W)  
1958 — Steelers, 24-10 (PI)  
1959 — Bears, 27-21 (W)  
1963 — Tie, 17-17 (PI)  
1967 — Steelers, 41-13 (PI)  
1969 — Bears, 38-7 (W)  
1971 — Bears, 17-15 (S)  
1975 — Steelers, 34-3 (TR)

## L-4

## T-1

1980 — Steelers, 38-3 (TR)  
1986 — Bears, 13-10 (S) +  
1989 — Bears, 20-0 (TR)  
1992 — Bears, 30-6 (S)  
1995 —

## SAN DIEGO CHARGERS

1970 — Chargers, 20-7 (W)  
1974 — Chargers, 28-21 (SD)

## W-2

1978 — Chargers, 40-7 (SD) mnf  
1981 — Bears, 20-17 (S) +

## L-4

1984 — Chargers, 20-7 (SD) mnf  
1993 — Bears, 16-13 (SD) sn

## SAN FRANCISCO 49ERS

1950 — Bears, 32-20 (KZ)  
Bears, 17-0 (W)  
1951 — Bears, 13-7 (W)  
1952 — 49ers, 40-16 (W)  
Bears, 20-17 (KZ)  
1953 — 49ers, 35-28 (W)  
49ers, 24-14 (KZ)  
1954 — 49ers, 31-24 (W)  
Bears, 31-27 (KZ)  
1955 — 49ers, 20-19 (W)  
Bears, 34-23 (KZ)  
1956 — Bears, 31-7 (W)  
Bears, 38-21 (KZ)  
1957 — 49ers, 21-17 (W)  
49ers, 21-17 (KZ)  
1958 — Bears, 28-6 (W)  
Bears, 27-14 (KZ)  
1959 — 49ers, 20-17 (KZ)  
Bears, 14-3 (W)

## W-25

1960 — Bears, 27-10 (W)  
49ers, 25-7 (KZ)  
1961 — Bears, 31-0 (W)  
49ers, 41-31 (KZ)  
1962 — Bears, 30-14 (KZ)  
49ers, 34-27 (W)  
1963 — 49ers, 20-14 (KZ)  
Bears, 27-7 (W)  
1964 — 49ers, 31-21 (KZ)  
Bears, 23-21 (W)  
1965 — 49ers, 52-24 (KZ)  
Bears, 61-20 (W)  
1966 — Tie 30-30 (W)  
49ers, 41-14 (KZ)  
1967 — Bears, 28-14 (KZ)  
1968 — Bears, 27-19 (W)  
1969 — 49ers, 42-21 (KZ)  
1970 — 49ers, 37-16 (W)  
1971 — 49ers, 13-0 (SF)

## L-28

## T-1

1972 — 49ers, 34-21 (S)  
1974 — 49ers, 34-0 (S)  
1975 — 49ers, 31-3 (SF)  
1976 — Bears, 19-12 (SF)  
1978 — Bears, 16-13 (SF)  
1979 — Bears, 28-27 (SF)  
1981 — 49ers, 28-17 (SF)  
1983 — Bears, 13-3 (S)  
1984 — 49ers, 23-0 (SF) CC  
1985 — Bears, 26-10 (SF)  
1987 — 49ers, 41-0 (SF) mnf  
1988 — Bears, 10-9 (S) mnf  
49ers, 28-3 (S) CC  
1989 — 49ers, 26-0 (SF)  
1991 — 49ers, 52-14 (SF) mnf  
1994 — 49ers, 44-15 (SF) SR

## SEATTLE SEAHAWKS

1976 — Bears, 34-7 (SE)  
1978 — Seahawks, 31-29 (S)

## W-2

1982 — Seahawks, 20-14 (SE)  
1984 — Seahawks, 38-9 (SE)

## L-4

1987 — Seahawks, 34-21 (S)  
1990 — Bears, 17-0 (S)



# BEARS VS. THE NFL

## ST. LOUIS RAMS

- 1937 — Bears, 20-2 (CL)  
Bears, 15-7 (W)  
1938 — Rams, 14-7 (W)  
Rams, 23-21 (CL)  
1939 — Bears, 30-21 (W)  
Bears, 35-21 (CL)  
1940 — Bears, 21-14 (CL)  
Bears, 47-25 (W)  
1941 — Bears, 48-21 (CL)  
Bears, 31-13 (W)  
1942 — Bears, 21-7 (CL)  
Bears, 47-0 (W)  
1944 — Rams, 19-7 (CL)  
Bears, 28-21 (W)  
1945 — Rams, 17-0 (CL)  
Rams, 41-21 (W)  
1946 — Tie, 28-28 (W)  
Bears, 27-21 (LA)  
1947 — Bears, 41-21 (LA)  
Rams, 17-14 (W)  
1948 — Bears, 42-21 (W)  
Bears, 21-6 (LA)  
1949 — Rams, 31-16 (W)  
Rams, 27-24 (LA)  
1950 — Bears, 24-20 (LA)  
Bears, 24-14 (W)  
**Rams, 24-14 (LA) CC**

## W-46

- 1951 — Rams, 42-17 (W)  
1952 — Rams, 31-7 (LA)  
Rams, 40-24 (W)  
1953 — Rams, 38-24 (LA)  
Bears, 24-21 (W)  
1954 — Rams, 42-38 (LA)  
Bears, 24-13 (W)  
1955 — Bears, 31-20 (LA)  
Bears, 24-3 (W)  
1956 — Bears, 35-24 (LA)  
Bears, 30-21 (W)  
1957 — Bears, 34-26 (W)  
Bears, 16-10 (LA)  
1958 — Bears, 31-10 (W)  
Rams, 41-35 (LA)  
1959 — Rams, 28-21 (W)  
Bears, 26-21 (LA)  
1960 — Bears, 34-27 (W)  
Tie, 24-24 (LA)  
1961 — Bears, 21-17 (LA)  
Bears, 28-24 (W)  
1962 — Bears, 27-23 (LA)  
Bears, 30-14 (W)  
1963 — Bears, 52-14 (LA)  
Bears, 6-0 (W)  
1964 — Bears, 38-17 (W)  
Bears, 34-24 (LA)

## L-30

## T-3

- 1965 — Rams, 30-28 (LA)  
Bears, 31-6 (W)  
1966 — Rams, 31-17 (LA)  
Bears, 17-10 (W)  
1967 — Rams, 28-17 (W)  
1968 — Bears, 17-16 (LA)  
1969 — Rams, 9-7 (W)  
1971 — Rams, 17-3 (LA)  
1972 — Tie, 13-13 (S)  
1973 — Rams, 26-0 (S)  
1975 — Rams, 38-10 (LA)  
1976 — Rams, 20-12 (LA)  
1977 — Bears, 24-23 (S) mnf  
1979 — Bears, 27-23 (S)  
1981 — Rams, 24-7 (S) mnf  
1982 — Bears, 34-26 (AN)  
1983 — Rams, 21-14 (AN)  
1984 — Rams, 29-13 (AN)  
**1985 — Bears, 24-0 (S) CC**  
1986 — Rams, 20-17 (S) mnf  
1988 — Rams, 23-3 (AN) mnf  
1989 — Bears, 20-10 (S)  
1990 — Bears, 38-9 (S) sn  
1993 — Rams, 20-6 (AN)  
1994 — Bears 27-13 (S)  
1995 —

## TAMPA BAY BUCCANEERS

- 1977 — Bears, 10-0 (TB)  
1978 — Buccaneers, 33-19 (TB)  
Bears, 14-3 (S)  
1979 — Buccaneers, 17-13 (S)  
Bears, 14-0 (TB)  
1980 — Bears, 23-0 (S) mnf  
Bears, 14-13 (TB) sat  
1981 — Bears, 28-17 (S)  
Buccaneers, 20-10 (TB)  
1982 — Buccaneers, 26-23 (TB) +  
1983 — Bears, 17-10 (S)  
Bears, 27-0 (TB)  
1984 — Bears, 34-14 (S)  
Bears, 44-9 (TB)

## W-26

## L-8

- 1985 — Bears, 38-28 (S)  
Bears, 27-19 (TB)  
1986 — Bears, 23-3 (TB)  
Bears, 48-14 (S)  
1987 — Bears, 20-3 (S)  
Bears, 27-26 (TB)  
1988 — Bears, 28-10 (S)  
Bears, 27-15 (TB)  
1989 — Buccaneers, 42-35 (TB)  
Buccaneers, 32-31 (S)  
1990 — Bears, 26-6 (TB)  
Bears, 27-14 (S)  
1991 — Bears, 21-20 (TB)  
Bears, 27-0 (S) sat

- 1992 — Bears, 31-14 (S)  
Buccaneers, 20-17 (TB)  
1993 — Bears, 47-17 (S)  
Buccaneers, 13-10 (TB)  
1994 — Bears, 21-9 (S)  
Bears, 20-6 (TB)  
1995 —

## WASHINGTON REDSKINS

- 1932 — Tie 7-7 (BO)  
1933 — Bears, 7-0 (W)  
Redskins, 10-0 (W)  
1934 — Bears, 21-0 (BO)  
1935 — Bears, 30-14 (BO)  
1936 — Bears, 26-0 (BO)  
**1937 — Redskins, 28-21 (W) NFL**  
1938 — Bears, 31-7 (W)  
1940 — Redskins, 7-3 (WA)  
**Bears, 73-0 (WA) NFL**  
1941 — Bears, 35-21 (W)  
**1942 — Redskins, 14-6 (WA) NFL**  
1943 — Redskins, 21-7 (WA)  
**Bears, 41-21 (W) NFL**  
1945 — Redskins, 28-21 (WA)

## W-21

## L-16

- 1946 — Bears, 24-20 (W)  
1947 — Bears, 56-20 (WA)  
1948 — Bears, 48-13 (W)  
1949 — Bears, 31-21 (WA)  
1951 — Bears, 27-0 (WA)  
1953 — Bears, 27-24 (WA)  
1957 — Redskins, 14-3 (W)  
1964 — Redskins, 27-20 (DC)  
1968 — Redskins, 38-28 (W)  
1971 — Bears, 16-15 (S)  
1974 — Redskins, 42-0 (DC)  
1976 — Bears, 33-7 (S)  
1978 — Bears, 14-10 (DC) sat  
1980 — Bears, 35-21 (S)  
1981 — Redskins, 24-7 (S)

## T-1

- 1984 — Bears, 23-19 (DC) DP**  
1985 — Bears, 45-10 (S)  
**1986 — Redskins, 27-13 (S) DP**  
**1987 — Redskins, 21-17 (S) DP**  
1988 — Bears, 34-14 (DC)  
1989 — Redskins, 38-14 (DC)  
1990 — Redskins, 10-9 (DC)  
1991 — Redskins, 20-7 (S)

## EXTINCT FRANCHISES

	Road	Home	Total
Akron Pros		2-0	2-0
Akron Indians		1-0-1	1-0-1
Boston Yanks	2-0	1-0	3-0
Brooklyn Dodgers	5-0	5-0-1	10-0-1
Buffalo All-Americans		3-1	3-1
Buffalo Bisons	1-0	0-1	1-1
Canton Bulldogs		2-2	2-2
Champaign	1-0		1-0
Chicago Tigers	2-0		2-0
Cincinnati Reds	1-0	1-0	2-0
Cleveland Bulldogs	0-1	2-0	2-1
Cleveland Indians		2-0	2-0
Columbus Tigers		2-0	2-0
Dallas Texans	0-1	1-0	1-1
Dayton Triangles		4-0	4-0
Detroit Panthers	1-1	1-0-1	2-1-1
Detroit Tigers		1-0	1-0
Detroit Wolverines		0-2	0-2
Duluth Eskimos		2-0	2-0
Frankford Yellowjackets	2-3-1	5-1-1	7-4-2
Hammond Pros		3-0	3-0
Kewanee		1-0	1-0
Louisville Colonels		1-0	1-0
Milwaukee Badgers	1-0	2-0-1	3-0-1
Minneapolis Marines	3-0		3-0
Minneapolis Redjackets	1-0	2-0	3-0
Moline Indians		1-0	1-0
New York Yankees	1-2	4-0	5-2
Oorang Indians		2-0	2-0
Pottsville Maroons		3-0	3-0
Providence Steam Rollers	0-1	0-0-1	0-1-1
Racine Legion	1-0	1-0-2	2-0-2
Rochester Jeffersons		2-0	2-0
Rock Island Independents	2-1-3	6-0-1	8-1-4
Rockford	1-0		1-0
Staten Island Stapletons	1-0-1		1-0-1
Toledo Maroons		1-0	1-0

## ACTIVE TEAMS

	Regular season		Post-season		Overall
	Road	Home	Road	Home	
Arizona Cardinals	1-0	0-0			54-25-6
Chicago Cardinals	16-11-1	29-8-5			
Cardinals-Steelers	1-0	1-0			
Phoenix Cardinals	1-0	0-0			
St. Louis Cardinals	1-4	4-2			
Atlanta Falcons	3-4	6-5			9-9
Buffalo Bills	1-2	3-0			4-2
Carolina Panthers	0-0	0-0			0-0
Cincinnati Bengals	1-0	1-3			2-3
Cleveland Browns	1-6	2-2			3-8
Dallas Cowboys	3-4	3-4	0-1	0-1	6-10
Denver Broncos	2-3	3-2			5-5
Detroit Lions	32-29	38-19-3			75-50-5
Portsmouth Spartans	2-2-1	2-0-1		1-0	
Green Bay Packers	34-32-4	47-29-2		1-0	82-61-6
Houston Oilers	1-2	1-2			2-4
Indianapolis Colts	2-0	1-0			16-21
Baltimore Colts	6-11	7-10			
Jacksonville Jaguars	0-0	0-0			0-0
Kansas City Chiefs	2-1	2-1			4-2
Los Angeles Raiders	1-1	1-1			3-5
Oakland Raiders	1-1	0-2			
Miami Dolphins	1-3	1-2			2-5
Minnesota Vikings	13-21	16-15-2	1-0		30-36-2
New England Patriots	0-1	2-3		1-0*	3-4
New Orleans Saints	4-3	5-3		1-0	10-6
New York Giants	11-7-2	13-9	1-3	4-0	29-19-2
New York Jets	2-0	2-1			4-1
Philadelphia Eagles	11-4-1	12-0	0-1	1-0	25-5-1
Eagles-Steelers		1-0			
Pittsburgh Steelers	3-4-1	9-0			19-4-1
Pittsburgh Pirates	3-0	1-0			
Cardinals-Steelers	1-0	1-0			
Eagles-Steelers		1-0			
San Diego Chargers	1-3	1-1			2-4
San Francisco 49ers	12-16	13-9-1	0-2	0-1	25-28-1
Seattle Seahawks	1-2	1-2			2-4
St. Louis Rams	0-0	0-0			46-30-3
Los Angeles Rams	14-14-1	20-10-2	0-1	1-0	
Cleveland Rams	5-3	6-2			
Tampa Bay Buccaneers	12-6	14-2			26-8
Washington Redskins	6-7	8-4	2-1	1-3	21-16-1
Boston Redskins	3-1-1	1-0			
<b>TOTAL</b>	<b>240-218-17</b>	<b>341-160-25</b>	<b>4-9</b>	<b>11-5</b>	<b>596-392-42</b>

Note: The Eagles and Steelers merged in 1943 and the Cardinals and Steelers merged in 1944. Games are officially recorded under both teams (though only counted once in the "TOTAL" line).

\* Bears were designated as home team, but game was at neutral site.

1995 opponents in blue.



# BEARS IN THE PRO BOWL

(1951-1970: East vs. West — 1971-present: NFC vs. AFC)

Year is when Pro Bowl was played.

1995: None	1982: Gary Fencik, S (2)	1963: Doug Atkins, DE (6) Mike Ditka, TE (2) Joe Fortunato, LB (2) Richie Petitbon, DB (1)
1994: Richard Dent, DE (4) Mark Carrier, S (3) Donnell Woolford, CB (1)	1981: Gary Fencik, S (1) Dan Hampton, DE (1) Walter Payton, RB (5)	1962: Doug Atkins, DE (5) Mike Ditka, TE (1) Bill George, LB (8) Stan Jones, G (7)
1993: Mike Singletary, LB (10)	1980: Walter Payton, RB (4)	1961: Doug Atkins, DE (4) Bill George, LB (7) Stan Jones, G (6) Johnny Morris, FL (1)
1992: Neal Anderson,* RB (4) Mark Carrier, S (2) Shaun Gayle, S (1) Jay Hilgenberg, C (7) Mike Singletary, LB (9)	1979: Walter Payton, RB (3)	1960: Doug Atkins, DE (3) Erich Barnes, DB (1) Rick Casares, RB (5) Bill George, LB (6) Stan Jones, G (5) Fred Williams, DT (4)
1991: Neal Anderson,* RB (3) Mark Bortz,* G (2) Mark Carrier, S (1) Richard Dent, DE (3) Jay Hilgenberg, C (6) Mike Singletary, LB (8)	1978: Allan Ellis, CB (1) Walter Payton, RB (2)	1959: Doug Atkins, DE (2) Rick Casares, RB (4) Joe Fortunato, LB (1) Willie Galimore, RB (1) Bill George, LB (5) Stan Jones, G (4) Fred Williams, DT (3)
1990: Neal Anderson,* RB (2) Jay Hilgenberg, C (5) Mike Singletary, LB (7)	1977: Wally Chambers, DT (3)	1958: Doug Atkins, DE (1) Rick Casares, RB (3) Bill George, LB (4) Kline Gilbert, T (1) Stan Jones, G (3)
1989: Neal Anderson, RB (1) Mark Bortz, G (1) Dave Duerson, S (4) Jay Hilgenberg, C (4) Mike Singletary, LB (6)	1976: Wally Chambers, DT (2) Walter Payton, RB (1)	1957: Ed Brown, QB (2) JC Caroline, HB (1) Rick Casares, RB (2) Bill George, LB (3) Harlon Hill, WR (3) Stan Jones, G (2) McNeil Moore, HB (1) Larry Strickland, C (1)
1988: Dave Duerson, S (3) Jay Hilgenberg, C (3) Wilber Marshall, LB (2) Steve McMichael, DT (2) Mike Singletary, LB (5)	1975: None	1956: Ed Brown, QB (1) Rick Casares, RB (1) Bill George, LB (2) Harlon Hill, WR (2) Jack Hoffman, E (2) Stan Jones, G (1) Bill Wightkin, T (1)
1987: Jim Covert, T (2) Dave Duerson, S (2) Wilber Marshall, LB (1) Steve McMichael, DT (1) Jay Hilgenberg, C (2) Walter Payton, RB (9) Mike Singletary, LB (4)	1974: Wally Chambers, DT (1)	1955: Bill Bishop, T (1) Bill George, LB (1) Harlon Hill, WR (1) Ed Sprinkle, DE (4)
1986: Jim Covert, T (1) Richard Dent, DE (2) Dave Duerson, S (1) Dan Hampton, DE (4) Jay Hilgenberg, C (1) Jim McMahon, QB (1) Walter Payton, RB (8) Mike Singletary, LB (3) Otis Wilson, LB (1)	1973: Dick Butkus, LB (8) Ron Smith, KR (1)	
1985: Todd Bell, S (1) Richard Dent, DE (1) Dan Hampton, DT (3) Walter Payton, RB (7) Mike Singletary, LB (2)	1972: Dick Butkus, LB (7) Dick Gordon, WR (2)	
1984: Walter Payton, RB (6) Mike Singletary, LB (1)	1971: Dick Butkus, LB (6) Dick Gordon,* WR (1) Bobby Joe Green, P (1) Cecil Turner, KR (1)	
1983: Dan Hampton, DT (2)	1970: Dick Butkus, LB (5) Gale Sayers,* RB (5)	
	1969: Dick Butkus, LB (4) Gale Sayers,* RB (4) Roosevelt Taylor, DB (2)	
	1968: Dick Butkus, LB (3) Gale Sayers,* RB (3)	
	1967: Dick Butkus, LB (2) Richie Petitbon, DB (3) Gale Sayers, RB (2)	
	1966: Doug Atkins, DE (8) Dick Butkus, LB (1) Mike Ditka, TE (5) Joe Fortunato, LB (5) Gale Sayers,* RB (1)	
	1965: Mike Ditka, TE (4) Joe Fortunato, LB (4) Johnny Morris,* FL (2)	
	1964: Doug Atkins, DE (7) Mike Ditka, TE (3) Joe Fortunato, LB (3) Joe Marconi, RB (1) Richie Petitbon, DB (2) Mike Pyle, C (1) Roosevelt Taylor, DB (1) Bill Wade, QB (1)	

# BEARS IN THE PRO BOWL

**1954:** George Connor, T-LB (4)  
Jack Hoffman, E (1)  
Don Kindt, HB (1)  
Fred Williams, DT (2)

**1953:** Dick Barwegan, G (3)  
George Connor, T-LB (3)  
Gene Schroeder, E (1)  
Ed Sprinkle, DE (3)  
Fred Williams, DT (1)

**1952:** Dick Barwegan, G (2)  
Ray Bray, G (2)  
George Connor, T-LB (2)  
John Dottley, RB (1)  
Johnny Lujack, QB (2)  
Ed Sprinkle, DE (2)  
Bulldog Turner, C-LB (2)

**1951:** Dick Barwegan, G (1)  
Ray Bray, G (1)  
George Connor, T-LB (1)  
Fred Davis, T (1)  
Johnny Lujack, QB (1)  
Ed Sprinkle, DE (1)  
Bulldog Turner, C-LB (1)

\* Did not play due to injuries; † Denotes game's outstanding player

## BEARS IN OVERTIME

Since overtime was adopted in 1974, the Bears have played in 20 such games — third behind Denver (23) and Minnesota (22) and tied with Cleveland and New England. Chicago's ten overtime wins are second in the NFC to Minnesota (11) and also trail Denver (12), Cincinnati (11), and Cleveland (11).

Date	Coin flip winner	Site	Opponent	Score	Expired
Oct. 16, 1977	CHICAGO	Minnesota	Minnesota Vikings	L 16-22	6:45
Dec. 18, 1977	New York	New York	New York Giants	W 12-9	14:51
Oct. 1, 1978	CHICAGO	CHICAGO	Oakland Raiders	L 19-25	5:19
Sept. 7, 1980	CHICAGO	Green Bay	Green Bay Packers	L 6-12	6:00
Nov. 27, 1980	CHICAGO	Detroit	Detroit Lions	W 23-17	0:21*
Dec. 14, 1980	Cincinnati	CHICAGO	Cincinnati Bengals	L 14-17	4:23
Oct. 25, 1981	CHICAGO	CHICAGO	San Diego Chargers	W 20-17	9:30
Nov. 8, 1981	CHICAGO	Kansas City	Kansas City Chiefs	W 16-13	13:07
Jan. 2, 1983	CHICAGO	Tampa Bay	Tampa Bay Buccaneers	L 23-26	3:14
Sept. 18, 1983	CHICAGO	New Orleans	New Orleans Saints	L 31-34	10:57
Sept. 25, 1983	Baltimore	Baltimore	Baltimore Colts	L 19-22	4:51
Sept. 14, 1986	Philadelphia	CHICAGO	Philadelphia Eagles	W 13-10	5:56
Nov. 30, 1986	CHICAGO	CHICAGO	Pittsburgh Steelers	W 13-10	3:55
Nov. 18, 1990	Denver	Denver	Denver Broncos	W 16-13	13:14
Dec. 2, 1990	CHICAGO	CHICAGO	Detroit Lions	W 23-17	10:57
Sept. 23, 1991	NY Jets	CHICAGO	New York Jets	W 19-13	14:42
Nov. 24, 1991	Miami	CHICAGO	Miami Dolphins	L 13-16	4:11
Nov. 8, 1992	CHICAGO	CHICAGO	Cincinnati Bengals	L 28-31	8:39
Nov. 27, 1994	Arizona	Arizona	Arizona Cardinals	W 19-16	8:11
Dec. 1, 1994	CHICAGO	Minnesota	Minnesota Vikings	L 33-27	5:46

10-10 overall: 5-4 at home; 5-6 on the road

\*NFL record for shortest OT period.

## BEARS BIRTHDAYS DURING THE SEASON

day	SEPTEMBER	age	day	NOVEMBER	age	day	DECEMBER	age
3	<i>Pat Eilers</i>	29	5	<i>Ryan Wetnight</i>	25	1	Steve Walsh	29
4	John Thierry	24	6	Erik Kramer	31	5	Ron Turner	42
10	Robert Green	25	10	Robert Bass	25	11	Michael McCaskey	52
16	Anthony Marshall	25	11	Jack Jackson	23	17	<i>Marty Carter</i>	26
17	<i>Albert Fontenot</i>	25	15	Ivan Fears	41	17	<i>Carl Reeves</i>	24
17	<i>Octus Polk</i>	24	20	Trevor Cobb	25	23	Raymont Harris	25
27	Alonzo Spellman	24	21	Jerry Fontenot	29	28	Tony Wise	44
28	Marcus Spears	24	23	Darrell Thompson	29			
28	Scott Adams	29	28	Todd Perry	25			
day	OCTOBER	age				day	JANUARY	age
8	<i>Rashaan Salaam</i>	21				1	Andy Heck	29
15	<i>Greg McMurtry</i>	28				6	<i>Donnell Woolford</i>	29
25	Anthony Johnson	28				6	<i>Myron Baker</i>	24
						20	Todd Sauerbrun	25
						28	<i>Barry Minter</i>	26

Game days are italicized



# BEARS ON MONDAY NIGHT FOOTBALL

Date	Opponent	Site	Score	Following Week
Oct. 5, 1970	Detroit Lions	Tiger Stadium	L 14-28	L Min
Nov. 29, 1971	Miami Dolphins	Orange Bowl	L 3-24	L @ Den
Oct. 23, 1972	Minnesota Vikings	SOLDIER FIELD	W 13-10	W @ STL
Nov. 12, 1973	Kansas City Chiefs	Arrowhead	L 7-19	L Det
Oct. 21, 1974	Green Bay Packers	SOLDIER FIELD	W 10-9	L @ Buf
Oct. 27, 1975	Minnesota Vikings	SOLDIER FIELD	L 9-13	L Mia
Oct. 10, 1977	Los Angeles Rams	SOLDIER FIELD	W 24-23	L @ Min
Sept. 25, 1978	Minnesota Vikings	SOLDIER FIELD	L 20-24	L Oak
Oct. 16, 1978	Denver Broncos	Mile High	L 7-16	L @ TB
Dec. 4, 1978	San Diego Chargers	Jack Murphy	L 7-40	W GB
Oct. 6, 1980	Tampa Bay Buccaneers	SOLDIER FIELD	W 23-0	L @ Min
Nov. 3, 1980	Cleveland Browns	Cleveland	L 21-27	W Wash
Sept. 28, 1981	Los Angeles Rams	SOLDIER FIELD	L 7-24	W @ Min
Oct. 19, 1981	Detroit Lions	Silverdome	L 17-48	W SD
Dec. 3, 1984	San Diego Chargers	Jack Murphy	L 7-20	L GB
Oct. 21, 1985	Green Bay Packers	SOLDIER FIELD	W 23-7	W Min
Dec. 2, 1985	Miami Dolphins	Orange Bowl	L 24-38	W Ind
Sept. 22, 1986	Green Bay Packers	Lambeau Field	W 25-12	W @ Cin
Nov. 3, 1986	Los Angeles Rams	SOLDIER FIELD	L 17-20	W @ TB
Dec. 15, 1986	Detroit Lions	Silverdome	W 16-13	W @ Dal
Sept. 14, 1987	New York Giants	SOLDIER FIELD	W 34-19	W TB
Nov. 16, 1987	Denver Broncos	Mile High	L 29-31	W Det
Dec. 14, 1987	San Francisco 49ers	Candlestick	L 0-41	L @ Sea
Oct. 24, 1988	San Francisco 49ers	SOLDIER FIELD	W 10-9	L @ NE
Dec. 5, 1988	Los Angeles Rams	Anaheim	L 3-20	W Det
Dec. 19, 1988	Minnesota Vikings	Metrodome	L 27-28	end of season
Oct. 2, 1989	Philadelphia Eagles	SOLDIER FIELD	W 27-13	L @ TB
Oct. 23, 1989	Cleveland Browns	Cleveland	L 7-27	W LARams
Sept. 23, 1991	New York Jets	SOLDIER FIELD	W+ 19-13	L @ Buf
Nov. 11, 1991	Minnesota Vikings	Metrodome	W 34-17	W @ Ind
Dec. 23, 1991	San Francisco 49ers	Candlestick	L 14-52	end of season
Sept. 21, 1992	New York Giants	SOLDIER FIELD	L 14-27	W Atl
Nov. 2, 1992	Minnesota Vikings	SOLDIER FIELD	L 10-38	L Cin
Dec. 7, 1992	Houston Oilers	Astrodome	L 7-24	W Pit
Oct. 25, 1993	Minnesota Vikings	SOLDIER FIELD	L 12-19	L @ GB
Sept. 12, 1994	Philadelphia Eagles	Veterans Stadium	L 22-30	L Min
Oct. 31, 1994	Green Bay Packers	SOLDIER FIELD	L 6-33	W @ TB
Sept. 11, 1995	Green Bay Packers	SOLDIER FIELD		
Oct. 30, 1995	Minnesota Vikings	Metrodome		
Dec. 4, 1995	Detroit Lions	Silverdome		

+ Overtime

Overall Record on *Monday Night Football*: 12-25 (Home: 9-8, Road: 3-17)

Record week following *MNF*: 18-17

At home following *MNF* home game: 3-3; following *MNF* road game: 8-4

On the road following *MNF* home game: 4-7; following *MNF* road game: 3-3



# SOLDIER FIELD

The Chicago Bears enter their 25th year at Soldier Field after playing their first 51 seasons at Wrigley Field. Soldier Field was opened in 1924 as a 45,000-seat Municipal Grant Park Stadium. The first football game played on its field was November 22, 1924, as a capacity crowd watched Notre Dame edge Northwestern, 13-6.

It hosted the first boxing event which drew a gate of over \$2.5 million (Dempsey-Tunney, 1927), the first ski meet held in a stadium, and the all-time largest football crowd (123,000). The largest crowd for any event in Soldier Field was 260,000 on Sept. 8, 1954, for the religious Marian Year Tribute.

The 100,000-seat stadium was dedicated November 27, 1926, with Army battling Navy to a 21-21 tie. The all-time collegiate attendance record of 123,000 plus was established Nov. 26, 1927 as Notre Dame beat Southern Cal 7-6. In the first professional game at the then-mammoth stadium, the Bears defeated the Chicago Cardinals 10-0 on November 11, 1926.

Plans for the stadium started in 1919 as a memorial to the soldiers of WWI. Soldier Field stands on 10,000 pile foundations driving an average depth of 62.5 feet through fill that replaced the lake waters. The stadium is maintained and operated by the Chicago Park District.

Other stadium notes since the Bears moved to Soldier Field:

**1971** — September 19th, Chicago defeats the Pittsburgh Steelers 17-15 before capacity crowd of 57,000 in the Bears' first game since moving from Wrigley.

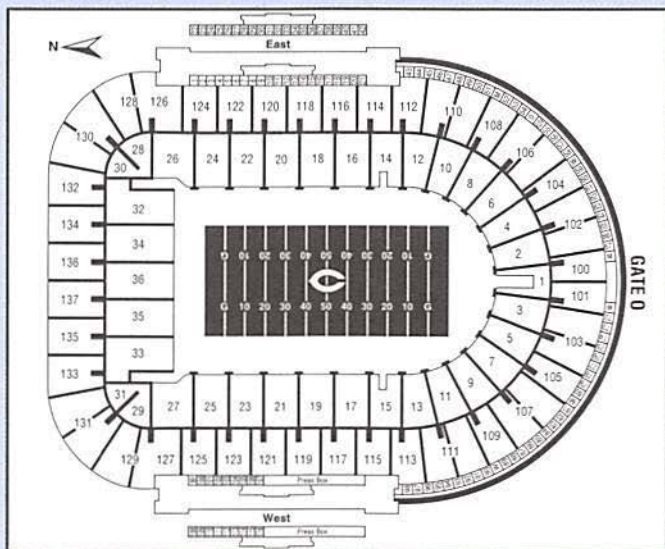
**1979** — The stadium undergoes major reconstruction and renovation prior to the season including new lighting, playing surface, and lockerrooms; rebuilding of seating area (new chairbacks, arm rests, seats); and improvement of sightlines.

**1982** — Additional rebuilding of seating areas was completed as well as new concourses with more restrooms and concession areas. A new press box, 60 deluxe skyboxes and a new scoreboard were also built. Capacity is increased to 66,030.

**1988** — Surface was changed from artificial turf to natural grass and 56 skyboxes were added along south rim (increasing the total to 116). Capacity is increased to 66,946.

**1992** — Four seats are added increasing the capacity to the current figure of 66,950.

**1994** — The Park District spends millions to refurbish the stadium for World Cup. Capacity is reduced by six to 66,944.



# TRAINING CAMP

For the 12th consecutive year, the Bears' training camp will be held at the University of Wisconsin-Platteville. The site, located 180 miles northwest of Chicago, provides the Bears with five practice fields; two lockerrooms; a weight room; meeting rooms; and dorms for players, staff, media, and guests.

**ADDRESS:** Chicago Bears  
University of Wisconsin-Platteville  
Platteville, WI 53818

**PHONE:** General camp: (608) 342-1201  
Public Relations: (608) 342-1511  
Administration: (608) 342-1636

**DATES:** Players report to camp on Thursday, July 20 with practices beginning the following day. The Bears will be in Platteville through Friday, August 18 with the exception of August 3-5 and August 13-15 when they play pre-season games.

**PRACTICES:** Practice times are subject to change, but tentatively the morning workout starts at 9:00 AM with the afternoon session at 3:00 PM. Practices are on the UW-Platteville campus and are open to the public free of charge.

**SCRIMMAGE:** The Cleveland Browns will provide the opposition in the 1995 Scrimmage which will be held on Saturday, July 29 at 11:00 AM at Pioneer Stadium (10,000 seats) on the UW Platteville campus. Tickets go on sale through the UW-Platteville Ticket Office beginning June 1 (608) 342-1161.

**CLEVELAND BROWNS:** The Cleveland Browns will be in Platteville on July 27-29. They will practice with the Bears twice on Thursday and Friday and for the scrimmage Saturday.

**NEW ORLEANS SAINTS:** The Bears will practice with the New Orleans Saints at the Saints' training camp facility in La Crosse, WI on Tuesday, August 8. There will be both a morning and afternoon practice. The Bears will workout in Platteville on Monday and Wednesday.

**MEDIA:** Credentials are required to cover practices and press conferences. They can be obtained in the basement of Porter Hall. The media work room, equipped with phones, is also located in the basement of Porter.

## PREVIOUS TRAINING CAMPS:

1984-Present	University of Wisconsin-Platteville, Wisconsin
1975-83	Lake Forest College, Lake Forest, Illinois
1944-74	St. Joseph's College, Rensselaer, Indiana
1935-43	St. John's Military Academy, Delafield, Wisconsin
1934	Lane Tech High School, Chicago, Illinois
1933	Notre Dame, South Bend, Indiana

## DIRECTIONS FROM CHICAGO: (approximately three hours driving)

- Take 90 West to Route 20 West through Freeport, IL.
- Continue on Rt. 20 to Rt. 26 North which becomes Wisconsin Rt. 69 North.
- From 69 North turn onto Rt. 11 West until you run into Rt. 23 North just east of Schullsberg.
- Stay on Rt. 23 for six miles before turning onto Rt. 81 West.
- Stay on Rt. 81 for 20 miles until you enter Platteville.



# BEAR FACILITIES

## HALAS HALL

250 North Washington Road, Lake Forest, IL 60045  
708-295-6600

Located on the picturesque campus of Lake Forest College, Halas Hall is the Bears' year-round home. Named to honor the late George S. Halas, the Bears founder and one of the pioneers of the NFL, the building is dedicated to the memory of George Halas, Jr., who died December 16, 1979.

Halas Hall was opened to the players in September of '79. Coaches and administrative staff members moved into the top level of the three-story complex in November. Finishing touches were completed in May of 1980.

In the spring of 1985, the Bears' corporate offices were moved to Halas Hall from downtown. One regulation-size grass football field and one 70-yard field are situated behind the building.

Designed by Allan M. Pickus Architects and built by Pickus Construction of Waukegan, IL, the lower floor houses team meeting rooms, a player lounge, a racquetball court, rookie and staff lockers and shower areas, storage and utility rooms. The ground-level floor features the veteran's lockerroom, showers, sauna, training and weight rooms, coaches' lockerroom, equipment rooms, laundry, video lab, darkroom, computer department, and media workshop.

The top floor holds the reception area, staff offices, coaches offices, conference rooms, duplicating room, and a mini-kitchen.

## TICKET OFFICE

950 North Western Avenue, Lake Forest, IL 60045

708-615-BEAR (2327) for the ticket office — 708-295-6600 for other departments

On June 7, 1993, the Bears moved parts of their operation into a second Lake Forest office. The Bears closed their downtown ticket office at 55 E. Jackson while the marketing, skybox, and accounting departments moved from Halas Hall to the new offices in order to have more space.

## McBUBBLE

For the fifth year the Bears will have an indoor facility for practices in inclement weather or for preparing for games on artificial turf. Located in Waukegan, it is just 10 minutes north of the team's Halas Hall headquarters in Lake Forest.

The first bubble was completed on November 21, 1990. The air-supported structure can withstand winds up to 80 MPH and can be raised or lowered in a couple of hours. A temperature of 55° F is maintained inside, and lights from the old Comiskey Park allow for late-afternoon or evening practices.

McBubble was given a \$3,000 improvement in 1993. The astroturf field remains at 80 x 60 yards, but the ceiling was raised from 50 to 66 feet to allow for punting and kickoff practice.

## DIRECTIONS TO HALAS HALL

**FROM THE LOOP** — Take Edens Expressway (94 North) to 41 North (Exit 29). Exit onto Deerpath Road and head east. Go through the business district, across the railroad tracks, and turn right (south) on Washington Road. Halas Hall is a block past the second stop sign on the right side of the road (250 N. Washington Rd.). Parking is available on the left.

**FROM O'HARE AIRPORT** — Take 294 North to Town Line Road (Hwy. 60). Take 60 east to where it deadends into 41. Go north approximately 200 yards to the Deerpath Road exit and head east. Go through the business district, across the railroad tracks, and turn right (south) on Washington Road. Halas Hall is a block past the second stop sign on the right side of the road (250 N. Washington Rd.). Parking is available on the left.

## NEW BEARS HEADQUARTERS FOR '96

Turn to Inside Front Cover for information on the Bears new headquarters



## WGN 720-AM

WGN, the nation's most-listened to station, has been the radio home of the Bears' since 1985 and anchors a network of over 60 stations across the country. The station also is the home of the *The Dave Wannstedt Show*. Wayne Larrivee calls play-by-play with analysis from *Pro Football Weekly's* Hub Arkush, and ex-Bear Dan Hampton. Pre-game shows begin three hours prior to kickoff. The post-game show from the lockerroom features analysis from Dave Wannstedt and key players from the game.

## WAYNE LARRIVEE

The play-by-play voice of the Bears since 1985, Wayne Larrivee is one of the most versatile and talented broadcasters in the country. Larrivee currently is a major part of all three Chicago sports handling the Cubs road games and describing the action for the Bulls on WGN-TV. Larrivee's credits also include Big Ten football and basketball on Raycom and ESPN and Notre Dame basketball (ESPN). A native New Englander, Larrivee attended Emerson College in Boston and handled play-by-play for the University of Iowa, University of Colorado, and the Missouri Valley conference. Before joining WGN, Larrivee was sports director of KCMO-radio in Kansas City where he served as the Kansas City Chiefs play-by-play voice.

## HUB ARKUSH

Hub Arkush begins his seventh season as a member of the Bears radio team. Arkush is publisher of *Pro Football Weekly*, a weekly periodical devoted to pro football that is widely read in NFL circles. Arkush also serves as the founder and co-host of the syndicated radio and television shows with the same name. Arkush joined WGN in 1985 as a pre-and post-game analyst before filling in during Bears broadcasts in 1987. He is a highly sought after guest on sports talk shows nationwide. Arkush is a lifetime Chicagoan who attended Deerfield High School and the University of Michigan.

## DAN HAMPTON

Dan Hampton retired from the Bears in 1990 after a distinguished 12-year career at defensive end and tackle. His toughness and ability to play with pain made him one of just three Bears to play in three decades (1979-90). A first-round draft pick from the University of Arkansas, Hampton finished his Bears career with 78.5 sacks, third-best in club history. Following his playing days Hampton jumped to the TV booth, describing action for the Bears' pre-season games in 1991-92 and working two years for NBC as a NFL Analyst. He currently also hosts a sports talk show in his hometown of Little Rock.



Wayne Larrivee



Hub Arkush



Dan Hampton

## PRE-SEASON TV

For a second season, the Chicago Bears have teamed with WBBM-TV (CBS — Channel 2 in Chicago) in televising the two non-network pre-season games to Chicago and surrounding markets. The Bears are responsible for production and advertising sales of the games. FOX's Dick Stockton handles play-by-play duties while FOX analyst and four-time Super Bowl champion linebacker Matt Millen will describe the action.

The first and last Bears pre-season games will be shown on WBBM. The Bears-Panthers game on Friday, August 4 starts at 7:30 PM from Soldier Field, while the Bears-Colts game on Thursday, August 24 in Indianapolis begins at 7:00 PM in Chicago.

## CHICAGO BEARS WEEKLY

For the sixth season, the Chicago Bears will produce a 30-minute television show, *Chicago Bears Weekly*. The show airs each Saturday night at 10:30 PM on WBBM-TV in Chicago beginning September 2 and continues throughout the season.

Every week the program presents an insider's view of the Bears' organization including interviews with Bears players and coaches. Each episode reviews the latest Bears game and analyzes the upcoming opponent.

## CHICAGO BEARS INSIDER

The Bears radio coverage on game day begins three hours prior to kickoff; and for the fourth season *Chicago Bears Insider* opens the program. *CBI* is a 45-minute show which gives Bear fans an in-depth preview and analysis of the upcoming opponent. The program includes discussion of hot NFL issues, an in-depth interview with a player or coach, and a look back in time to a great moment from 1985 — the Bears' Super Bowl season.

## THE DAVE WANNSTEDT SHOW (Radio)

Bears Head Coach Dave Wannstedt conducts his weekly radio show on WGN (720 AM) each Monday evening from 6:30 to 7:30 PM. The hour-long format allows Wannstedt to look at the latest news from Halas Hall and around the NFL. Fans have the opportunity to talk with the coach during the program's call-in segment.

## THE DAVE WANNSTEDT SHOW (Television)

In his third season as Bears head coach, Dave Wannstedt continues his television program which was launched last season. *The Dave Wannstedt Show* airs Saturday evenings at 6:30 PM and again on Sunday mornings at 11:00 AM on WBBM-TV. Coach Wannstedt will be in the studio each week along with a WBBM Sports Anchor to review and preview player and team performances. A Bears "Player of the Week" will also be in attendance to provide additional insight.

## LUNCHEON SERIES

The Chicago Bears / *Chicago Sun-Times* Luncheon Series is the "official" Chicago Bears luncheon held every week throughout the season. Each Tuesday a current Bear player, coach, or representative will appear along with a prominent Chicago sports anchor at one of the three Maggiano's locations in the Chicagoland area (downtown, Skokie, or Oak Brook). For the third season the event will be televised on SportsChannel on Tuesday evening at 10:30 PM with re-broadcasts later in the week.



# NFL PHONE NUMBERS

NFL League Office	410 Park Ave, New York, NY 10022	(212) 758-1500
NFL Properties	410 Park Ave, New York, NY 10022	(212) 838-0660
NFL Films	330 Fellowship Road, Mt. Laurel, NJ 08054	(609) 778-1600
Pro Football Hall of Fame	2121 George Halas Dr. NW, Canton, OH 44708	(216) 456-8207
Elias Sports Bureau	500 Fifth Avenue, New York, NY 10036	(212) 869-1530

Team	PR Director	Phone Number
Arizona Cardinals	Paul Jensen	(602) 967-1010
Atlanta Falcons	Charlie Taylor	(404) 945-1111
Buffalo Bills	Denny Lynch	(716) 648-1800
Carolina Panthers	Charlie Dayton	(704) 358-1644
<b>Chicago Bears</b>	<b>Bryan Harlan</b>	<b>(708) 295-6600</b>
Cincinnati Bengals	Jack Brennan	(513) 621-3550
Cleveland Browns	Kevin Byrne	(216) 696-5555
Dallas Cowboys	Rich Dalrymple	(214) 556-9900
Denver Broncos	Jim Saccomano	(303) 649-9000
Detroit Lions	Mike Murray	(313) 335-4131
Green Bay Packers	Lee Rummel	(414) 494-2351
Houston Oilers	Dave Pearson	(713) 797-9111
Indianapolis Colts	Craig Kelley	(317) 297-2658
Jacksonville Jaguars	Dan Edwards	(904) 633-6000
Kansas City Chiefs	Bob Moore	(816) 924-9300
Miami Dolphins	Harvey Greene	(305) 620-5000
Minnesota Vikings	Dave Pelletier	(612) 828-6500
New England Patriots	Don Lowery	(508) 543-8200
New Orleans Saints	Rusty Kasmiersky	(504) 733-0255
New York Giants	Pat Hanlon	(201) 935-8111
New York Jets	Frank Ramos	(516) 538-6600
Oakland Raiders	Al LoCasale	(213) 322-3451
Philadelphia Eagles	Ron Howard	(215) 463-2500
Pittsburgh Steelers	Rob Boulware	(412) 323-1200
St. Louis Rams	Rick Smith	(314) 340-2604
San Diego Chargers	Bill Johnston	(619) 280-2111
San Francisco 49ers	Rodney Knox	(408) 562-4949
Seattle Seahawks	Gary Wright	(206) 827-9777
Tampa Bay Buccaneers	Chip Namias	(813) 870-2700
Washington Redskins	Rick Vaughn	(703) 471-9100

## IMPORTANT DATES IN 1995-96

Thur., July 20	Rookies and veterans report to training camp — Platteville, WI
Sat., July 29	Scrimmage with Clev. Browns — Pioneer Stadium, Platteville (11:00 AM CT)
Fri., Aug. 4	Pre-season opener vs. Carolina Panthers — Soldier Field (7:30 PM CT)
Fri., Aug. 4	Unsigned draftees cannot be traded during the 1995 season
Tue., Aug. 22	Roster cut to 60 (3:00 PM CT)
Sun., Aug. 27	Roster cut to 53 (3:00 PM CT)
Tue., Aug. 29	Clubs may create practice squad of up to five players
Sun., Sept. 3	Regular season opener vs. Vikings — Soldier Field (3:00 PM CT)
Tue., Oct. 10	Trade deadline (3:00 PM CT)
Tue., Nov. 7	NFL Fall meeting — Dallas Hilton
Sun., Dec. 24	Regular season ends vs. Eagles — Soldier Field (Noon CT)
Dec. 30-31	First Round Playoff games
Jan. 6-7, 1996	Second Round Playoff games
Sun., Jan. 14, 1996	Conference Championships
Sun., Jan. 28, 1996	Super Bowl XXX — Tempe, AZ — Kickoff at 5:00 PM CT (NBC)
Sun., Feb. 4, 1996	Pro Bowl — Honolulu, HI — 5:00 PM CT (ABC)



# 1995 NFL PRE-SEASON SCHEDULE

## WEEK 1

Saturday, July 29

Hall of Fame Game: Carolina vs. Jacksonville (at Canton, OH).....(ABC) 1:30 PM  
Buffalo at Dallas.....8:00 PM

Friday, August 4

San Francisco at Denver.....8:00 PM  
Detroit at New England.....6:00 PM  
Jacksonville at Miami.....6:00 PM  
Pittsburgh at Buffalo.....6:30 PM  
Carolina at Chicago.....7:30 PM  
Cincinnati at Indianapolis.....7:30 PM

Saturday, August 5

New Orleans vs. Green Bay (at Madison, WI).....Noon  
Atlanta at Philadelphia.....6:30 PM  
NY Jets at Tampa Bay.....6:30 PM  
Washington at Kansas City.....7:00 PM  
Arizona at Houston.....7:00 PM  
Oakland at Dallas.....8:00 PM  
American Bowl: Denver vs. San Francisco (at Tokyo).....(ESPN) 9:00 PM  
St. Louis at Seattle.....9:00 PM

Sunday, August 6

New York Giants at Cleveland.....(NBC) 3:00 PM

Monday, August 7

Minnesota at San Diego.....(ABC) 7:00 PM

## WEEK 2

Thursday, August 10

Jacksonville at Detroit.....6:30 PM

Friday, August 11

Miami at Atlanta.....6:30 PM  
Tampa Bay at Cincinnati.....6:30 PM  
New Orleans at NY Giants.....7:00 PM  
Kansas City at Arizona.....9:30 PM

Saturday, August 12

Denver at Carolina.....6:30 PM  
American Bowl: Buffalo vs. Dallas (at Toronto).....(FOX) 7:00 PM  
Houston vs. Washington (at Knoxville, TN).....7:00 PM  
Minnesota at New England.....7:00 PM  
NY Jets vs. Philadelphia (at Jackson, MI).....7:00 PM  
St. Louis at Oakland.....TBA

Sunday, August 13

Indianapolis at Seattle.....9:00 PM  
Green Bay at Pittsburgh.....(NBC) Noon

Monday, August 14

San Francisco at San Diego.....(TNT) 7:00 PM  
Chicago at Cleveland.....(ABC) 7:00 PM

## WEEK 3

Thursday, August 17

Cincinnati at Detroit.....6:00 PM  
New England at Philadelphia.....(TNT) 7:00 PM

Friday, August 18

St. Louis at Jacksonville.....6:00 PM  
Oakland at Minnesota.....(FOX) 7:00 PM

Saturday, August 19

Indianapolis at Green Bay.....Noon  
Cleveland at Atlanta.....6:00 PM  
Pittsburgh at Tampa Bay.....6:00 PM  
Washington at Miami.....6:00 PM  
Buffalo at Kansas City.....(ESPN) 7:00 PM  
Carolina at San Francisco.....7:00 PM  
New York Jets at New York Giants.....7:00 PM  
San Diego at Houston.....7:30 PM

Sunday, August 20

Seattle at New Orleans.....Noon  
Arizona at Chicago.....(TNT) 7:00 PM

Monday, August 21

Dallas at Denver.....(ABC) 7:00 PM

## WEEK 4

Thursday, August 24

Philadelphia at Pittsburgh.....(ESPN) 7:00 PM  
Chicago at Indianapolis.....7:30 PM

Friday, August 25

Denver at Jacksonville.....6:00 PM  
Washington at Green Bay.....6:00 PM  
Atlanta at Buffalo.....6:30 PM  
NY Jets at Cincinnati.....6:30 PM  
Detroit at New Orleans.....7:00 PM  
Miami vs. Tampa Bay (at Orlando, FL).....7:00 PM  
New England at Oakland Raiders.....8:00 PM  
Cleveland at Arizona.....9:30 PM  
St. Louis at San Diego.....9:30 PM  
Kansas City at Minnesota.....(NBC) 12:30 PM

Saturday, August 26

NY Giants at Carolina.....3:00 PM  
Seattle at San Francisco.....(FOX) 7:00 PM  
Dallas vs. Houston (at San Antonio, TX).....7:00 PM

All times Chicago time

# MEDIA INFORMATION

**CREDENTIALS:** News media representatives who have not been issued season press credentials should request single game credentials in advance by writing or calling Bryan Harlan, Director of Public Relations, Halas Hall, 250 N. Washington Road, Lake Forest, IL 60045, (708) 295-6600. Credentials will be left at the PRESS WILL CALL window located at Gate 17 on the west side of the stadium. WILL CALL opens three hours before kickoff. Space is extremely limited in the Soldier Field Press Box, so guests are NOT permitted and credentials are limited to working press only.

**PHOTOGRAPHERS:** Sideline credentials for field photographers are issued by the Bears' PR department. Space limitations make it impossible to accredit free lance photographers who are not on specific assignment by a recognized sports or news publication. Sideline credentials must be reserved five days before the game and can be picked up at Gate 17.

**PARKING:** Media parking is limited at Soldier Field. Applications must be made in writing on company letterhead to Bryan Harlan.

**TELEPHONES:** The Bears cooperate with the Pro Football Writers Association telephone co-op system for copy transmission. Media outlets not participating in the PFWA system should make their own arrangements for dedicated phone service. To order phones in the Soldier Field Press Box call: Sally King at Illinois Bell (312) 750-2344.

**TO SOLDIER FIELD FROM O'HARE AIRPORT:** Take Kennedy Expressway to Congress Street. Exit East to Columbus Drive. Go right (south) on Columbus until it feeds into Lake Shore Drive South. Soldier Field will be on left. Entrance to parking is at south end of field (Waldron Drive).

**FROM SOLDIER FIELD TO O'HARE AIRPORT:** Take Lake Shore Drive South to I-55 (on right). Take I-55 to I-90/94. Exit North to Wisconsin. Follow signs to O'Hare.

**DIRECTIONS OUT OF PRESS BOX AFTER GAME:** Take press box elevator to first level concourse inside stadium; follow inside concourse to south end of stadium. Exit at Gate O. All taxi cabs are instructed to pick up at Gate O.

**POST-GAME TRANSPORTATION:** Please advise Bears' PR personnel as soon as possible should you require post-game transportation. Phone: (312) TAXI-CAB (829-4222).

## BEARS PUBLIC RELATIONS TELEPHONE NUMBERS:

Office: (708) 295-6600	Office Extensions	Home
Bryan Harlan, Director	219	(312) 975-8082
Doug Green, Assistant Director	259	(708) 295-1116

## BEARS' 1995 ROAD HEADQUARTERS

Cleveland (pre-season)	Marriott Society Center	(216) 696-9200
Indianapolis (pre-season)	Westin	(317) 231-3976
Tampa Bay	Sheraton Grand	(813) 286-4400
St. Louis	Stouffer Concourse	(314) 429-1100
Jacksonville	Marina Hotel	(904) 396-5100
Minnesota	Sheraton Metrodome	(612) 331-1900
Green Bay	Holiday Inn — Manitowoc	(414) 682-6000
New York	Sheraton Meadowlands	(201) 896-0500
Detroit	Doubletree / Guest Quarters	(810) 879-7500
Cincinnati	Hyatt Regency	(513) 579-1234

## VISITING TEAMS' HOTELS IN CHICAGO

Arizona (pre-season), Green Bay, Tampa Bay, Detroit, Minnesota, Philadelphia	Downtown Westin	(312) 943-7200
Pittsburgh	Marriott — O'Hare	(312) 714-4203
Carolina (regular and pre-season)	Sutton Place	(312) 266-2100
Houston	Hyatt Regency — O'Hare	(708) 696-1234

# 1995 BEARS SCHEDULE

## PRE-SEASON

Date	Opponent	Time*	TV
Fri., Aug. 4	CAROLINA PANTHERS	7:30 PM	NBC
Mon., Aug. 14	at Cleveland Browns	7:00 PM	abc
Sun., Aug. 20	ARIZONA CARDINALS	7:00 PM	TNT
Thurs., Aug. 24	at Indianapolis Colts	7:30 PM	NBC

## REGULAR SEASON

Date	Opponent	Time*	TV
Sun., Sept. 3	MINNESOTA VIKINGS	3:00 PM	fox
Mon., Sept. 11	GREEN BAY PACKERS	8:00 PM	abc
Sun., Sept. 17	at Tampa Bay Buccaneers	3:00 PM	fox
Sun., Sept. 24	at St. Louis Rams (Busch Stadium)	Noon	fox
Sun., Oct. 1	Bye Week		
Sun., Oct. 8	CAROLINA PANTHERS	Noon	fox
Sun., Oct. 15	at Jacksonville Jaguars	Noon	fox
Sun., Oct. 22	HOUSTON OILERS	Noon	NBC
Mon., Oct. 30	at Minnesota Vikings	8:00 PM	abc
Sun., Nov. 5	PITTSBURGH STEELERS	3:00 PM	NBC
Sun., Nov. 12	at Green Bay Packers	Noon	fox
Sun., Nov. 19	DETROIT LIONS	Noon	fox
Sun., Nov. 26	at New York Giants	Noon	fox
Mon., Dec. 4	at Detroit Lions	8:00 PM	abc
Sun., Dec. 10	at Cincinnati Bengals	Noon	fox
Sun., Dec. 17	TAMPA BAY BUCCANEERS	Noon	fox
Sun., Dec. 24	PHILADELPHIA EAGLES	Noon	fox

\* Chicago time



Proud to be the official airline of the Chicago Bears.

 UNITED AIRLINES



# 1995 NFL SCHEDULE

## WEEK 10

No game: Jacksonville, Tampa Bay  
Sunday, November 5

Buffalo at Indianapolis, Noon  
Detroit at Atlanta, Noon  
Green Bay at Minnesota, Noon  
Houston at Cleveland, Noon  
New England at NY Jets, Noon  
St. Louis at New Orleans, Noon  
Washington at Kansas City, Noon  
Arizona at Denver, 3:00 PM  
Carolina at San Francisco, 3:00 PM  
Oakland at Cincinnati, 3:00 PM  
NY Giants at Seattle, 3:00 PM  
**Pittsburgh at Chicago, 3:00 PM**  
Miami at San Diego, 7:00 PM

Monday, November 6

Philadelphia at Dallas, 8:00 PM

## WEEK 13

Thanksgiving Day

Minnesota at Detroit, 11:30 AM  
Kansas City at Dallas, 3:00 PM

Sunday, November 26

**Chicago at NY Giants, Noon**  
Cincinnati at Jacksonville, Noon  
Miami at Indianapolis, Noon  
New England at Buffalo, Noon  
Philadelphia at Washington, Noon  
Tampa Bay at Green Bay, Noon  
Atlanta at Arizona, 3:00 PM  
Denver at Houston, 3:00 PM  
NY Jets at Seattle, 3:00 PM  
Pittsburgh at Cleveland, 3:00 PM  
St. Louis at San Francisco, 3:00 PM  
Carolina at New Orleans, 7:00 PM

Monday, November 27

Oakland at San Diego, 8:00 PM

## WEEK 16

Saturday, December 16

New England at Pittsburgh, 11:30 AM  
Green Bay at New Orleans, 3:00 PM

Sunday, December 17

Arizona at Philadelphia, Noon  
Atlanta at Carolina, Noon  
Cincinnati at Cleveland, Noon  
Jacksonville at Detroit, Noon  
Miami at Buffalo, Noon  
NY Jets at Houston, Noon

**Tampa Bay at Chicago, Noon**

Washington at St. Louis, Noon  
Denver at Kansas City, 3:00 PM  
NY Giants at Dallas, 3:00 PM  
San Diego at Indianapolis, 3:00 PM  
Oakland at Seattle, 7:00 PM

Monday, December 18

Minnesota at San Francisco, 8:00 PM

## WEEK 11

No game: NY Jets, Washington  
Sunday, November 12

Atlanta at Buffalo, Noon  
Carolina at St. Louis, Noon  
**Chicago at Green Bay, Noon**  
Cincinnati at Houston, Noon  
Indianapolis at New Orleans, Noon  
Oakland at NY Giants, Noon  
New England at Miami, Noon  
Seattle at Jacksonville, Noon  
Tampa Bay at Detroit, Noon  
Kansas City at San Diego, 3:00 PM  
Minnesota at Arizona, 3:00 PM  
San Francisco at Dallas, 3:00 PM  
Denver at Philadelphia, 7:00 PM

Monday, November 13

Cleveland at Pittsburgh, 8:00 PM

## WEEK 14

Thursday, November 30

NY Giants at Arizona, 7:00 PM

Sunday, December 3

Atlanta at Miami, Noon  
Cincinnati at Green Bay, Noon  
Houston at Pittsburgh, Noon  
Indianapolis at Carolina, Noon  
New Orleans at New England, Noon  
St. Louis at NY Jets, Noon  
Tampa Bay at Minnesota, Noon  
Cleveland at San Diego, 3:00 PM  
Jacksonville at Denver, 3:00 PM  
Kansas City at Oakland, 3:00 PM  
Philadelphia at Seattle, 3:00 PM  
Washington at Dallas, 3:00 PM  
Buffalo at San Francisco, 7:00 PM

Monday, December 4

**Chicago at Detroit, 8:00 PM**

## WEEK 17

Saturday, December 23

San Diego at NY Giants, 11:30 AM  
Detroit at Tampa Bay, 3:00 PM  
New England at Indianapolis, 7:00 PM

Sunday, December 24

Cleveland at Jacksonville, Noon  
Houston at Buffalo, Noon  
Minnesota at Cincinnati, Noon  
New Orleans at NY Jets, Noon  
**Philadelphia at Chicago, Noon**  
Pittsburgh at Green Bay, Noon  
San Francisco at Atlanta, Noon  
Seattle at Kansas City, Noon  
Carolina at Washington, 3:00 PM  
Denver at Oakland, 3:00 PM  
Miami at St. Louis, 3:00 PM

Christmas

Dallas at Arizona, 8:00 PM

## WEEK 12

Sunday, November 19

Arizona at Carolina, Noon  
**Detroit at Chicago, Noon**  
Green Bay at Cleveland, Noon  
Indianapolis at New England, Noon  
Jacksonville at Tampa Bay, Noon  
NY Giants at Philadelphia, Noon  
Pittsburgh at Cincinnati, Noon  
Seattle at Washington, Noon  
St. Louis at Atlanta, Noon  
Buffalo at NY Jets, 3:00 PM  
Dallas at Oakland, 3:00 PM  
New Orleans at Minnesota, 3:00 PM  
San Diego at Denver, 3:00 PM  
Houston at Kansas City, 7:00 PM

Monday, November 20

San Francisco at Miami, 8:00 PM

## WEEK 15

Saturday, December 9

Cleveland at Minnesota, 11:30 AM  
Arizona at San Diego, 3:00 PM

Sunday, December 10

Buffalo at St. Louis, Noon  
**Chicago at Cincinnati, Noon**  
Dallas at Philadelphia, Noon  
Detroit at Houston, Noon  
Indianapolis at Jacksonville, Noon  
New Orleans at Atlanta, Noon  
NY Jets at New England, Noon  
San Francisco at Carolina, Noon  
Pittsburgh at Oakland, 3:00 PM  
Seattle at Denver, 3:00 PM  
Washington at NY Giants, 3:00 PM  
Green Bay at Tampa Bay, 7:00 PM

Monday, December 11

Kansas City at Miami, 8:00 PM

## POST-SEASON

Saturday, December 30, 1995

First Round, 11:30 AM and 3:00 PM

Sunday, December 31, 1995

First Round, 11:30 AM and 3:00 PM

Saturday, January 6, 1996

Second Round, 11:30 AM and 3:00 PM

Sunday, January 7, 1996

Second Round, 11:30 AM and 3:00 PM

Sunday, January 14, 1996

Conference Championships

11:30 AM and 3:00 PM

Sunday, January 28, 1996

**Super Bowl XXX — Phoenix**

5:00 PM — ABC

Sunday, February 4, 1996

Pro Bowl, 5:00 PM — Honolulu

All times Chicago time

# 1995 NFL SCHEDULE

## WEEK 1

Sunday, September 3

Carolina at Atlanta, Noon  
Cincinnati at Indianapolis, Noon  
Cleveland at New England, Noon  
Detroit at Pittsburgh, Noon  
Houston at Jacksonville, Noon  
San Francisco at New Orleans, Noon  
St. Louis at Green Bay, Noon  
Tampa Bay at Philadelphia, Noon  
Arizona at Washington, 3:00 PM  
Kansas City at Seattle, 3:00 PM  
**Minnesota at Chicago, 3:00 PM**  
NY Jets at Miami, 3:00 PM  
San Diego at Oakland, 3:00 PM  
Buffalo at Denver, 7:00 PM

Monday, September 4

Dallas at NY Giants, 8:00 PM

## WEEK 2

Sunday, September 10

Carolina at Buffalo, Noon  
Detroit at Minnesota, Noon  
Oakland at Washington, Noon  
Miami at New England, Noon  
New Orleans at St. Louis, Noon  
NY Giants at Kansas City, Noon  
Pittsburgh at Houston, Noon  
Tampa Bay at Cleveland, Noon  
Atlanta at San Francisco, 3:00 PM  
Denver at Dallas, 3:00 PM  
Indianapolis at NY Jets, 3:00 PM  
Jacksonville at Cincinnati, 3:00 PM  
Seattle at San Diego, 3:00 PM  
Philadelphia at Arizona, 7:00 PM

Monday, September 11

**Green Bay at Chicago, 8:00 PM**

## WEEK 3

Sunday, September 17

Arizona at Detroit, Noon  
Atlanta at New Orleans, Noon  
Cleveland at Houston, Noon  
Indianapolis at Buffalo, Noon  
Oakland at Kansas City, Noon  
NY Giants at Green Bay, Noon  
San Diego at Philadelphia, Noon  
St. Louis at Carolina, Noon  
**Chicago at Tampa Bay, 3:00 PM**  
Cincinnati at Seattle, 3:00 PM  
Jacksonville at NY Jets, 3:00 PM  
New England at San Francisco, 3:00 PM  
Washington at Denver, 3:00 PM  
Dallas at Minnesota, 7:00 PM

Monday, September 18

Pittsburgh at Miami, 8:00 PM

## WEEK 4

**No game:** Buffalo, Carolina,  
Indianapolis, Miami,  
New England, Seattle

Sunday, September 24

**Chicago at St. Louis, Noon**  
Minnesota at Pittsburgh, Noon  
New Orleans at NY Giants, Noon  
Washington at Tampa Bay, Noon  
Arizona at Dallas, 3:00 PM  
Denver at San Diego, 3:00 PM  
Houston at Cincinnati, 3:00 PM  
Kansas City at Cleveland, 3:00 PM  
NY Jets at Atlanta, 3:00 PM  
Philadelphia at Oakland, 3:00 PM  
Green Bay at Jacksonville, 7:00 PM

Monday, September 25

San Francisco at Detroit, 8:00 PM

## WEEK 5

**No game:** Chicago, Detroit,  
Green Bay, Minnesota

Sunday, October 1

Dallas at Washington, Noon  
Miami at Cincinnati, Noon  
New England at Atlanta, Noon  
Philadelphia at New Orleans, Noon  
St. Louis at Indianapolis, Noon  
Tampa Bay at Carolina, Noon  
Denver at Seattle, 3:00 PM  
Jacksonville at Houston, 3:00 PM  
Kansas City at Arizona, 3:00 PM  
NY Giants at San Francisco, 3:00 PM  
San Diego at Pittsburgh, 3:00 PM  
Oakland at NY Jets, 7:00 PM

Monday, October 2

Buffalo at Cleveland, 8:00 PM

## WEEK 6

**No game:** Atlanta, New Orleans,  
St. Louis, San Francisco

Sunday, October 8

**Carolina at Chicago, Noon**  
Cincinnati at Tampa Bay, Noon  
Green Bay at Dallas, Noon  
Houston at Minnesota, Noon  
NY Jets at Buffalo, Noon  
Pittsburgh at Jacksonville, Noon  
Washington at Philadelphia, Noon  
Arizona at NY Giants, 3:00 PM  
Cleveland at Detroit, 3:00 PM  
Indianapolis at Miami, 3:00 PM  
Seattle at Oakland, 3:00 PM  
Denver at New England, 7:00 PM

Monday, October 9

San Diego at Kansas City, 8:00 PM

## WEEK 7

**No game:** Cincinnati, Cleveland,  
Houston, Pittsburgh

Thursday, October 12

Atlanta at St. Louis, 7:00 PM

Sunday, October 15

**Chicago at Jacksonville, Noon**  
Detroit at Green Bay, Noon  
Minnesota at Tampa Bay, Noon  
New England at Kansas City, Noon  
Philadelphia at NY Giants, Noon  
San Francisco at Indianapolis, Noon  
Seattle at Buffalo, Noon  
Dallas at San Diego, 3:00 PM  
Miami at New Orleans, 3:00 PM  
NY Jets at Carolina, 3:00 PM  
Washington at Arizona, 3:00 PM

Monday, October 16

Oakland at Denver, 8:00 PM

## WEEK 8

**No game:** Arizona, Dallas,  
NY Giants, Philadelphia

Thursday, October 18

Cincinnati at Pittsburgh, 7:00 PM

Sunday, October 22

Atlanta at Tampa Bay, Noon  
Detroit at Washington, Noon  
**Houston at Chicago, Noon**  
Jacksonville at Cleveland, Noon  
Miami at NY Jets, Noon  
Minnesota at Green Bay, Noon  
New Orleans at Carolina, Noon  
Indianapolis at Oakland, 3:00 PM  
Kansas City at Denver, 3:00 PM  
San Diego at Seattle, 3:00 PM  
San Francisco at St. Louis, 3:00 PM

Monday, October 23

Buffalo at New England, 8:00 PM

## WEEK 9

**No game:** Denver, Kansas City,  
Oakland, San Diego

Sunday, October 29

Carolina at New England, Noon  
Cleveland at Cincinnati, Noon  
Dallas at Atlanta, Noon  
Green Bay at Detroit, Noon  
Jacksonville at Pittsburgh, Noon  
NY Jets at Indianapolis, Noon  
St. Louis at Philadelphia, Noon  
Buffalo at Miami, 3:00 PM  
New Orleans at San Francisco, 3:00 PM  
Seattle at Arizona, 3:00 PM  
Tampa Bay at Houston, 3:00 PM  
NY Giants at Washington, 7:00 PM

Monday, October 30

**Chicago at Minnesota, 8:00 PM**



A large, dynamic splash of water surrounds a red Coca-Cola can. The can is tilted, and water is spraying out from the top and bottom. The can features the classic white script logo and the word 'CLASSIC' in a bold, sans-serif font. A small 'Trade-mark®' is visible near the bottom of the script.

*Coca-Cola*  
Trade-mark®  
CLASSIC

**ALWAYS GRAB  
A COLD ONE.**



© 1993 The Coca-Cola Company. "Coca-Cola," the Dynamic Ribbon device and the Contour Bottle design are registered trademarks of The Coca-Cola Company.